

FORM NO. MGT-7

[Pursuant to sub-Section(1) of section 92 of the Companies Act, 2013 and sub-rule (1) of rule 11of the Companies (Management and Administration) Rules, 2014]



सत्यमेव जयते

Annual Return (other than OPCs and Small Companies)

Form language English Hindi

Refer the instruction kit for filing the form.

I. REGISTRATION AND OTHER DETAILS

- (i) * Corporate Identification Number (CIN) of the company
- Global Location Number (GLN) of the company
- * Permanent Account Number (PAN) of the company
- (ii) (a) Name of the company
- (b) Registered office address
- 502 5TH FLOOR SKYLON CO OPHOUSING SOCIETY LTD
GIDC CHAR RASTA VAPI-396195
DIST VALSAD GUJ STATE
Gujarat
396195
- (c) *e-mail ID of the company
- (d) *Telephone number with STD code
- (e) Website
- (iii) Date of Incorporation
- (iv)
- | Type of the Company | Category of the Company | Sub-category of the Company |
|---------------------|---------------------------|-------------------------------|
| Public Company | Company limited by shares | Indian Non-Government company |
- (v) Whether company is having share capital Yes No
- (vi) *Whether shares listed on recognized Stock Exchange(s) Yes No

(a) Details of stock exchanges where shares are listed

S. No.	Stock Exchange Name	Code
1	BSE Limited	1
2	National Stock Exchange of India Limited	1,024

(b) CIN of the Registrar and Transfer Agent

U67190MH1999PTC118368

Pre-fill

Name of the Registrar and Transfer Agent

LINK INTIME INDIA PRIVATE LIMITED

Registered office address of the Registrar and Transfer Agents

C-101, 1st Floor, 247 Park,
Lal Bahadur Shastri Marg, Vikhroli (West)

(vii) *Financial year From date 01/04/2020 (DD/MM/YYYY) To date 31/03/2021 (DD/MM/YYYY)

(viii) *Whether Annual general meeting (AGM) held Yes No

(a) If yes, date of AGM

(b) Due date of AGM

30/09/2021

(c) Whether any extension for AGM granted

Yes No

(d) If yes, provide the Service Request Number (SRN) of the application form filed for extension

T34822718

Pre-fill

(e) Extended due date of AGM after grant of extension

15/11/2021

(f) Specify the reasons for not holding the same

AGM will be held on 21/10/2021

II. PRINCIPAL BUSINESS ACTIVITIES OF THE COMPANY

*Number of business activities 2

S.No	Main Activity group code	Description of Main Activity group	Business Activity Code	Description of Business Activity	% of turnover of the company
1	G	Trade	G1	Wholesale Trading	54.47
2	H	Transport and storage	H6	Warehousing and storage	43.76

III. PARTICULARS OF HOLDING, SUBSIDIARY AND ASSOCIATE COMPANIES (INCLUDING JOINT VENTURES)

*No. of Companies for which information is to be given

9

Pre-fill All

S.No	Name of the company	CIN / FCRN	Holding/ Subsidiary/Associate/ Joint Venture	% of shares held
1	SEA LORD CONTAINERS LIMITED	U21029GJ1979PLC034027	Subsidiary	100
2	KONKAN STORAGE SYSTEMS (I	U63023KA2006PTC040986	Subsidiary	100
3	AEGIS GAS (LPG) PRIVATE LIM	U23209MH2001PTC134329	Subsidiary	100
4	HINDUSTAN AEGIS LPG LIMITE	U23203GJ1994PLC021375	Subsidiary	80.3
5	AEGIS TERMINAL (PIPAVAV) LI	U63030GJ2013PLC075305	Subsidiary	96
6	AEGIS VOPAK TERMINALS LIM	U63030GJ2013PLC075304	Subsidiary	100
7	AEGIS VOPAK TERMINALS LIM	U23202GJ1994PTC022714	Subsidiary	100
8	AEGIS GROUP INTERNATIONAL		Subsidiary	60
9	AEGIS INTERNATIONAL MARIN		Subsidiary	100

IV. SHARE CAPITAL, DEBENTURES AND OTHER SECURITIES OF THE COMPANY

(i) *SHARE CAPITAL

(a) Equity share capital

Particulars	Authorised capital	Issued capital	Subscribed capital	Paid up capital
Total number of equity shares	520,000,000	351,000,000	351,000,000	351,000,000
Total amount of equity shares (in Rupees)	520,000,000	351,000,000	351,000,000	351,000,000

Number of classes

1

Class of Shares	Authorised capital	Issued capital	Subscribed capital	Paid up capital
Equity Shares				
Number of equity shares	520,000,000	351,000,000	351,000,000	351,000,000
Nominal value per share (in rupees)	1	1	1	1
Total amount of equity shares (in rupees)	520,000,000	351,000,000	351,000,000	351,000,000

(b) Preference share capital

Particulars	Authorised capital	Issued capital	Subscribed capital	Paid-up capital
Total number of preference shares	6,100,000	0	0	0
Total amount of preference shares (in rupees)	70,000,000	0	0	0

Number of classes

2

Class of shares	Authorised capital	Issued capital	Subscribed capital	Paid up capital
13.5% Cumulative Redeemable Preference Shares				
Number of preference shares	100,000	0	0	0
Nominal value per share (in rupees)	100	100	100	100
Total amount of preference shares (in rupees)	10,000,000	0	0	0
Class of shares	Authorised capital	Issued capital	Subscribed capital	Paid up capital
Redeemable Preference Shares				
Number of preference shares	6,000,000	0	0	0
Nominal value per share (in rupees)	10	10	10	10
Total amount of preference shares (in rupees)	60,000,000	0	0	0

(c) Unclassified share capital

Particulars	Authorised Capital
Total amount of unclassified shares	0

(d) Break-up of paid-up share capital

Class of shares	Number of shares			Total nominal amount	Total Paid-up amount	Total premium
	Physical	DEMAT	Total			
Equity shares						
At the beginning of the year	5,442,345	334,224,322	339666667	339,666,667	339,666,667	
Increase during the year	0	11,333,333	11333333	11,333,333	11,333,333	0
i. Public Issues	0	0	0	0	0	0
ii. Rights issue	0	0	0	0	0	0
iii. Bonus issue	0	0	0	0	0	0
iv. Private Placement/ Preferential allotment	0	0	0	0	0	0
v. ESOPs	0	11,333,333	11333333	11,333,333	11,333,333	0

vi. Sweat equity shares allotted	0	0	0	0	0	0
vii. Conversion of Preference share	0	0	0	0	0	0
viii. Conversion of Debentures	0	0	0	0	0	0
ix. GDRs/ADRs	0	0	0	0	0	0
x. Others, specify <input type="text"/>						
Decrease during the year	0	0	0	0	0	0
i. Buy-back of shares	0	0	0	0	0	0
ii. Shares forfeited	0	0	0	0	0	0
iii. Reduction of share capital	0	0	0	0	0	0
iv. Others, specify <input type="text"/>						
At the end of the year	5,442,345	345,557,655	351000000	351,000,000	351,000,000	
Preference shares						
At the beginning of the year	0	0	0	0	0	
Increase during the year	0	0	0	0	0	0
i. Issues of shares	0	0	0	0	0	0
ii. Re-issue of forfeited shares	0	0	0	0	0	0
iii. Others, specify <input type="text"/>						
Decrease during the year	0	0	0	0	0	0
i. Redemption of shares	0	0	0	0	0	0
ii. Shares forfeited	0	0	0	0	0	0
iii. Reduction of share capital	0	0	0	0	0	0
iv. Others, specify <input type="text"/>						
At the end of the year	0	0	0	0	0	

ISIN of the equity shares of the company

INE208C01025

(ii) Details of stock split/consolidation during the year (for each class of shares)

0

Class of shares		(i)	(ii)	(iii)
Before split / Consolidation	Number of shares			
	Face value per share			
After split / Consolidation	Number of shares			
	Face value per share			

(iii) Details of shares/Debentures Transfers since closure date of last financial year (or in the case of the first return at any time since the incorporation of the company) *

Nil

[Details being provided in a CD/Digital Media]

Yes

No

Not Applicable

Separate sheet attached for details of transfers

Yes

No

Note: In case list of transfer exceeds 10, option for submission as a separate sheet attachment or submission in a CD/Digital Media may be shown.

Date of the previous annual general meeting		<input type="text"/>	
Date of registration of transfer (Date Month Year)		<input type="text"/>	
Type of transfer	<input type="text"/>	1 - Equity, 2 - Preference Shares, 3 - Debentures, 4 - Stock	
Number of Shares/ Debentures/ Units Transferred	<input type="text"/>	Amount per Share/ Debenture/Unit (in Rs.)	<input type="text"/>
Ledger Folio of Transferor		<input type="text"/>	
Transferor's Name	<input type="text"/>	<input type="text"/>	<input type="text"/>
	Surname	middle name	first name
Ledger Folio of Transferee		<input type="text"/>	

Transferee's Name	<input type="text"/>	<input type="text"/>	<input type="text"/>
	Surname	middle name	first name

Date of registration of transfer (Date Month Year)	<input type="text"/>
--	----------------------

Type of transfer	<input type="text"/>	1 - Equity, 2- Preference Shares,3 - Debentures, 4 - Stock
------------------	----------------------	--

Number of Shares/ Debentures/ Units Transferred	<input type="text"/>	Amount per Share/ Debenture/Unit (in Rs.)	<input type="text"/>
---	----------------------	---	----------------------

Ledger Folio of Transferor	<input type="text"/>
----------------------------	----------------------

Transferor's Name	<input type="text"/>	<input type="text"/>	<input type="text"/>
	Surname	middle name	first name

Ledger Folio of Transferee	<input type="text"/>
----------------------------	----------------------

Transferee's Name	<input type="text"/>	<input type="text"/>	<input type="text"/>
	Surname	middle name	first name

(iv) * Debentures (Outstanding as at the end of financial year)

Particulars	Number of units	Nominal value per unit	Total value
Non-convertible debentures	0	0	0
Partly convertible debentures	0	0	0
Fully convertible debentures	0	0	0
Total			0

Details of debentures

Class of debentures	Outstanding as at the beginning of the year	Increase during the year	Decrease during the year	Outstanding as at the end of the year
Non-convertible debentures	84,000,000	0	84,000,000	0
Partly convertible debentures	0	0	0	0
Fully convertible debentures	0	0	0	0

(v) Securities (other than shares and debentures)

0

Type of Securities	Number of Securities	Nominal Value of each Unit	Total Nominal Value	Paid up Value of each Unit	Total Paid up Value
Total					

V. *Turnover and net worth of the company (as defined in the Companies Act, 2013)

(i) Turnover

7,049,033,000

(ii) Net worth of the Company

12,177,817,000

VI. (a) *SHARE HOLDING PATTERN - Promoters

S. No.	Category	Equity		Preference	
		Number of shares	Percentage	Number of shares	Percentage
1.	Individual/Hindu Undivided Family				
	(i) Indian	0	0	0	
	(ii) Non-resident Indian (NRI)	0	0	0	
	(iii) Foreign national (other than NRI)	0	0	0	
2.	Government				
	(i) Central Government	0	0	0	
	(ii) State Government	0	0	0	
	(iii) Government companies	0	0	0	
3.	Insurance companies	0	0	0	
4.	Banks	0	0	0	
5.	Financial institutions	0	0	0	

6.	Foreign institutional investors	0	0	0	
7.	Mutual funds	0	0	0	
8.	Venture capital	0	0	0	
9.	Body corporate (not mentioned above)	202,676,008	57.74	0	
10.	Others	0	0	0	
	Total	202,676,008	57.74	0	0

Total number of shareholders (promoters)

3

(b) *SHARE HOLDING PATTERN - Public/Other than promoters

S. No.	Category	Equity		Preference	
		Number of shares	Percentage	Number of shares	Percentage
1.	Individual/Hindu Undivided Family				
	(i) Indian	72,220,364	20.58	0	
	(ii) Non-resident Indian (NRI)	4,484,337	1.28	0	
	(iii) Foreign national (other than NRI)	0	0	0	
2.	Government				
	(i) Central Government	3,330	0	0	
	(ii) State Government	0	0	0	
	(iii) Government companies	0	0	0	
3.	Insurance companies	32,100	0.01	0	
4.	Banks	5,820	0	0	
5.	Financial institutions	108,000	0.03	0	
6.	Foreign institutional investors	51,917,728	14.79	0	
7.	Mutual funds	5,960,313	1.7	0	
8.	Venture capital	0	0	0	
9.	Body corporate (not mentioned above)	8,894,263	2.53	0	
10.	Others IEPF & Alternate Invt. Fund	4,697,737	1.34	0	

	Total	148,323,992	42.26	0	0
--	--------------	-------------	-------	---	---

Total number of shareholders (other than promoters)

48,991

**Total number of shareholders (Promoters+Public/
Other than promoters)**

48,994

(c) *Details of Foreign institutional investors' (FIIs) holding shares of the company

98

Name of the FII	Address	Date of Incorporation	Country of Incorporation	Number of shares held	% of shares held
GOVERNMENT PENSIC +	CITIBANK N.A. CUSTODY SERVICES +			8,317,846	2.37
ABERDEEN STANDARD +	BNP PARIBAS HOUSE 1 NORTH AV +			4,642,720	1.32
CAISSE DE DEPOT ET F +	DEUTSCHE BANK AG, DB HOUSE H +			3,000,000	0.86
ELARA INDIA OPPORT +	C/O. ICICI BANK LTD., SMS 1ST FLC +			2,933,472	0.84
ABERDEEN STANDARD +	BNP PARIBAS HOUSE 1 NORTH AV +			2,842,813	0.8
THE INDIA FUND INC	DEUTSCHE BANK AG, DB HOUSE H +			2,365,000	0.67
PREMIER INVESTMENT +	C/O KOTAK MAHINDRA BANK LIM +			2,353,634	0.67
ABERDEEN NEW INDIA +	BNP PARIBAS HOUSE 1 NORTH AV +			2,268,715	0.65
INDIA MIDCAP (MAUR +	HSBC SECURITIES SERVICES 11TH F +			1,991,099	0.57
LONG TERM INDIA FUI +	KOTAK MAHINDRA BANK LIMITED +			1,500,000	0.43
KITARA INDIA MICRO +	C/O KOTAK MAHINDRA BANK LIM +			1,445,896	0.41
VANGUARD EMERGIN +	JPMORGAN CHASE BANK N.A. IND +			1,428,769	0.41
MALABAR INDIA FUN +	HSBC SECURITIES SERVICES 11TH F +			1,424,521	0.41
VANGUARD TOTAL IN +	JPMORGAN CHASE BANK N.A. IND +			1,241,571	0.35
SMALLCAP WORLD FU +	DEUTSCHE BANK AG DB HOUSE, H +			1,219,596	0.35
MALABAR SELECT FUN +	HSBC SECURITIES SERVICES 11TH F +			1,182,856	0.34
ISHARES CORE EMERG +	CITIBANK N.A. CUSTODY SERVICES +			1,133,448	0.32
ICG Q LIMITED	KOTAK MAHINDRA BANK LIMITED +			890,450	0.25
HABROK INDIA MASTE +	KOTAK MAHINDRA BANK LIMITED +			585,288	0.17
VANGUARD FIDUCIAR +	JPMORGAN CHASE BANK N.A. IND +			570,117	0.16

Name of the FII	Address	Date of Incorporation	Country of Incorporation	Number of shares held	% of shares held
KOTAK FUNDS - INDIA	HSBC SECURITIES SERVICES 11TH F			552,252	0.16
EMERGING MARKETS (CITIBANK N.A. CUSTODY SERVICES			542,864	0.16
THE EMERGING MARK	CITIBANK N.A. CUSTODY SERVICES			508,694	0.15
OCEAN DIAL GATEWA	SBI SG GLOBAL SECURITIES SERVIC			504,500	0.14
INDIA CAPITAL GROW	KOTAK MAHINDRA BANK LIMITED			458,686	0.13

VII. *NUMBER OF PROMOTERS, MEMBERS, DEBENTURE HOLDERS
(Details, Promoters, Members (other than promoters), Debenture holders)

Details	At the beginning of the year	At the end of the year
Promoters	3	3
Members (other than promoters)	51,215	48,991
Debenture holders	2	0

VIII. DETAILS OF DIRECTORS AND KEY MANAGERIAL PERSONNEL







(A) *Composition of Board of Directors

Category	Number of directors at the beginning of the year		Number of directors at the end of the year		Percentage of shares held by directors as at the end of year	
	Executive	Non-executive	Executive	Non-executive	Executive	Non-executive
A. Promoter	2	0	2	0	0	0
B. Non-Promoter	0	7	0	7	0	0
(i) Non-Independent	0	2	0	2	0	0
(ii) Independent	0	5	0	5	0	0
C. Nominee Directors representing	0	0	0	0	0	0
(i) Banks & FIs	0	0	0	0	0	0
(ii) Investing institutions	0	0	0	0	0	0
(iii) Government	0	0	0	0	0	0
(iv) Small share holders	0	0	0	0	0	0
(v) Others	0	0	0	0	0	0


Total	2	7	2	7	0	0
-------	---	---	---	---	---	---

Number of Directors and Key managerial personnel (who is not director) as on the financial year end date

(B) (i) *Details of directors and Key managerial personnel as on the closure of financial year

Name	DIN/PAN	Designation	Number of equity share(s) held	Date of cessation (after closure of financial year : If any)
RAJ CHANDARIA	00037518	Managing Director	0	
ANISH CHANDARIA	00296538	Managing Director	0	
JAIDEEP DINESH KHIM 	07744224	Director	0	
ANILKUMAR CHANDAR 	00055797	Director	0	
KANWALJIT SUDARSH 	00012201	Director	300	
RAHUL DURGAPRASA 	00234247	Director	0	
TASNEEM AHMED ALI	03464356	Additional director	0	
RAJ KISHORE SINGH	00071024	Director	0	
LARS ERIK JOHANSSON 	08607066	Director	0	
MURAD MOHDMUSEIN 	ADCPM7751K	CFO	2,000,160	
MONICA GANDHI	ADGPV3474N	Company Secretar	1,000	

(ii) Particulars of change in director(s) and Key managerial personnel during the year

Name	DIN/PAN	Designation at the beginning / during the financial year	Date of appointment/ change in designation/ cessation	Nature of change (Appointment/ Change in designation/ Cessation)
TANVIR AMIR KOREIS 	08099172	Director	03/12/2020	Cessation
TASNEEM AHMED ALI	03464356	Additional director	28/01/2021	Appointment

IX. MEETINGS OF MEMBERS/CLASS OF MEMBERS/BOARD/COMMITTEES OF THE BOARD OF DIRECTORS

A. MEMBERS/CLASS /REQUISITIONED/NCLT/COURT CONVENED MEETINGS

Number of meetings held

Type of meeting	Date of meeting	Total Number of Members entitled to attend meeting	Attendance	
			Number of members attended	% of total shareholding
ANNUAL GENERAL MEETI	22/09/2020	52,880	76	62.13

B. BOARD MEETINGS

*Number of meetings held

5

S. No.	Date of meeting	Total Number of directors associated as on the date of meeting	Attendance	
			Number of directors attended	% of attendance
1	22/06/2020	9	9	100
2	30/07/2020	9	8	88.89
3	29/10/2020	9	8	88.89
4	28/01/2021	9	9	100
5	30/03/2021	9	9	100

C. COMMITTEE MEETINGS

Number of meetings held

59

S. No.	Type of meeting	Date of meeting	Total Number of Members as on the date of the meeting	Attendance	
				Number of members attended	% of attendance
1	AUDIT COMM	22/06/2020	3	3	100
2	AUDIT COMM	30/07/2020	3	2	66.67
3	AUDIT COMM	29/10/2020	3	2	66.67
4	AUDIT COMM	28/01/2021	3	2	66.67
5	STAKEHOLDER	22/06/2020	3	2	66.67
6	STAKEHOLDER	30/07/2020	3	2	66.67
7	STAKEHOLDER	29/10/2020	3	2	66.67
8	STAKEHOLDER	28/01/2021	3	3	100
9	CORPORATE	29/10/2020	3	2	66.67
10	INDEPENDEN	30/03/2021	5	5	100

D. *ATTENDANCE OF DIRECTORS

S. No.	Name of the director	Board Meetings			Committee Meetings			Whether attended AGM held on
		Number of Meetings which director was entitled to attend	Number of Meetings attended	% of attendance	Number of Meetings which director was entitled to attend	Number of Meetings attended	% of attendance	
1	RAJ CHANDA	5	5	100	28	3	10.71	
2	ANISH CHAN	5	5	100	28	22	78.57	
3	JAIDEEP DINI	5	5	100	32	27	84.38	
4	ANILKUMAR C	5	5	100	0	0	0	
5	KANWALJIT S	5	5	100	59	59	100	
6	RAHUL DURC	5	5	100	4	4	100	
7	TASNEEM AH	2	2	100	1	1	100	
8	RAJ KISHORE	5	5	100	25	8	32	
9	LARS ERIK JO	5	5	100	1	1	100	

X. *REMUNERATION OF DIRECTORS AND KEY MANAGERIAL PERSONNEL

Nil

Number of Managing Director, Whole-time Directors and/or Manager whose remuneration details to be entered

2

S. No.	Name	Designation	Gross Salary	Commission	Stock Option/ Sweat equity	Others	Total Amount
1	RAJ CHANDARIA	CHAIRMAN & M +	0	60,000,000	0	0	60,000,000
2	ANISH CHANDARI +	VICE CHAIRMA +	0	60,000,000	0	0	60,000,000
	Total		0	120,000,000	0	0	120,000,000

Number of CEO, CFO and Company secretary whose remuneration details to be entered

2

S. No.	Name	Designation	Gross Salary	Commission	Stock Option/ Sweat equity	Others	Total Amount
1	MURAD MOHDMU +	CFO		0		0	0
2	MONICA GANDHI	COMPANY SEC +		0	0	0	0
	Total		0	0	0	0	0

Number of other directors whose remuneration details to be entered

8

S. No.	Name	Designation	Gross Salary	Commission	Stock Option/ Sweat equity	Others	Total Amount
1	JAIDEEP DINESH I +	DIRECTOR	0	0	0	112,500	112,500
2	ANILKUMAR CHAN +	DIRECTOR	0	0	0	87,500	87,500
3	KANWALJIT SUDA +	DIRECTOR	0	0	0	577,500	577,500
4	RAHUL DURGAPR +	DIRECTOR	0	0	0	87,500	87,500
5	TASNEEM ALI	DIRECTOR	0	0	0	35,000	35,000
6	RAJ KISHORE SIN +	DIRECTOR	0	0	0	92,500	92,500
7	LARS ERIK JOHAN +	DIRECTOR	0	0	0	87,500	87,500
8	TANVIR AMIR KOR +	DIRECTOR	0	0	0	17,500	17,500
	Total		0	0	0	1,097,500	1,097,500

XI. MATTERS RELATED TO CERTIFICATION OF COMPLIANCES AND DISCLOSURES

* A. Whether the company has made compliances and disclosures in respect of applicable provisions of the Companies Act, 2013 during the year Yes No

B. If No, give reasons/observations

XII. PENALTY AND PUNISHMENT - DETAILS THEREOF

(A) DETAILS OF PENALTIES / PUNISHMENT IMPOSED ON COMPANY/DIRECTORS /OFFICERS Nil

Name of the company/ directors/ officers	Name of the court/ concerned Authority	Date of Order	Name of the Act and section under which penalised / punished	Details of penalty/ punishment	Details of appeal (if any) including present status

(B) DETAILS OF COMPOUNDING OF OFFENCES Nil

Name of the company/ directors/ officers	Name of the court/ concerned Authority	Date of Order	Name of the Act and section under which offence committed	Particulars of offence	Amount of compounding (in Rupees)

XIII. Whether complete list of shareholders, debenture holders has been enclosed as an attachment

Yes No

XIV. COMPLIANCE OF SUB-SECTION (2) OF SECTION 92, IN CASE OF LISTED COMPANIES

In case of a listed company or a company having paid up share capital of Ten Crore rupees or more or turnover of Fifty Crore rupees or more, details of company secretary in whole time practice certifying the annual return in Form MGT-8.

Name

PRASEN NAITHANI

Whether associate or fellow

Associate Fellow

Certificate of practice number

3389

I/We certify that:

(a) The return states the facts, as they stood on the date of the closure of the financial year aforesaid correctly and adequately.

(b) Unless otherwise expressly stated to the contrary elsewhere in this Return, the Company has complied with all the provisions of the Act during the financial year.

Declaration

I am Authorised by the Board of Directors of the company vide resolution no. ...

8

dated

26/05/2006

(DD/MM/YYYY) to sign this form and declare that all the requirements of the Companies Act, 2013 and the rules made thereunder in respect of the subject matter of this form and matters incidental thereto have been complied with. I further declare that:

1. Whatever is stated in this form and in the attachments thereto is true, correct and complete and no information material to the subject matter of this form has been suppressed or concealed and is as per the original records maintained by the company.
2. All the required attachments have been completely and legibly attached to this form.

Note: Attention is also drawn to the provisions of Section 447, section 448 and 449 of the Companies Act, 2013 which provide for punishment for fraud, punishment for false statement and punishment for false evidence respectively.

To be digitally signed by

Director

DIN of the director

00037518

To be digitally signed by

Company Secretary

Company secretary in practice

Membership number

17437

Certificate of practice number

Attachments

- 1. List of share holders, debenture holders
- 2. Approval letter for extension of AGM;
- 3. Copy of MGT-8;
- 4. Optional Attachment(s), if any

Attach
Attach
Attach
Attach

List of attachments

--

Remove attachment

Modify

Check Form

Prescrutiny

Submit

This eForm has been taken on file maintained by the Registrar of Companies through electronic mode and on the basis of statement of correctness given by the company

Aegis Logistics Limited

Details in respect of shares held by or on behalf of the FIIs/ FPIs.

Sr. No	Name Of FII/FPI	Address	Date Of Incorporation	Country Of Incorporation	No. of Share	% of share holding
1	GOVERNMENT PENSION FUND GLOBAL	CITIBANK N.A. CUSTODY SERVICES FIFC-11TH FLR, G BLOCK PLOT C-54 AND C-55, BKC BANDRA - EAST, MUMBAI			8317846	2.3698
2	ABERDEEN STANDARD ASIA FOCUS PLC	BNP PARIBAS HOUSE 1 NORTH AVENUE, MAKER MAXITY BANDRA KURLA COMPLEX, BANDRA EAST MUMBAI			4642720	1.3227
3	CAISSE DE DEPOT ET PLACEMENT DU QUEBEC-ENAM ASSET MANAGEMENT	DEUTSCHE BANK AG, DB HOUSE HAZARIMAL SOMANI MARG, P.O.BOX NO. 1142, FORT MUMBAI			3000000	0.8547
4	ELARA INDIA OPPORTUNITIES FUND LIMITED	C/O. ICICI BANK LTD., SMS 1ST FLOOR, EMPIRE COMPLEX 414, SENAPATI BAPAT MARG LOWER PAREL, MUMBAI			2933472	0.8357
5	ABERDEEN STANDARD SICAV I - ASIAN SMALLER COMPANIES FUND	BNP PARIBAS HOUSE 1 NORTH AVENUE, MAKER MAXITY BANDRA KURLA COMPLEX, BANDRA EAST MUMBAI			2842813	0.8099
6	THE INDIA FUND INC	DEUTSCHE BANK AG, DB HOUSE HAZARIMAL SOMANI MARG, P.O.BOX NO. 1142, FORT MUMBAI			2365000	0.6738
7	PREMIER INVESTMENT FUND LIMITED	C/O KOTAK MAHINDRA BANK LIMITED KOTAK INFINITI, BLDG.NO.21, 6TH FLR ZONE IV,CUSTODY SERVS, INFINITY PARK GEN. AK VAIDYA MARG, MALAD E, MUMBAI			2353634	0.6706
8	ABERDEEN NEW INDIA INVESTMENT TRUST PLC	BNP PARIBAS HOUSE 1 NORTH AVENUE, MAKER MAXITY BANDRA KURLA COMPLEX, BANDRA EAST MUMBAI			2268715	0.6464
9	INDIA MIDCAP (MAURITIUS) LTD.	HSBC SECURITIES SERVICES 11TH FLR, BLDG NO.3, NESCO - IT PARK NESCO COMPLEX, W E HIGHWAY GOREGAON EAST, MUMBAI			1991099	0.5673
10	LONG TERM INDIA FUND	KOTAK MAHINDRA BANK LIMITED KOTAK INFINITI BLDG N. 21 2ND FLR ZONE I CUSTODY SERVS INFINITY PARK GEN A.K.VAIDYA MARG MALAD E MUMBAI			1500000	0.4274
11	KITARA INDIA MICRO CAP GROWTH FUND	C/O KOTAK MAHINDRA BANK LIMITED KOTAK INFINITI, BLDG.NO.21, 6TH FLR ZONE IV,CUSTODY SERVS,INFINITY PARK GEN. AK VAIDYA MARG, MALAD E, MUMBAI			1445896	0.4119
12	VANGUARD EMERGING MARKETS STOCK INDEX FUND, A SERIES OF VANGUARD INTERNATIONAL EQUITY INDEX FUNDS	JPMORGAN CHASE BANK N.A. INDIA SUB CUSTODY 6th FLOOR, PARADIGM B MINDSPACE, MALAD W, MUMBAI			1428769	0.4071
13	MALABAR INDIA FUND LIMITED	HSBC SECURITIES SERVICES 11TH FLR, BLDG NO.3, NESCO - IT PARK NESCO COMPLEX, W E HIGHWAY GOREGAON EAST, MUMBAI			1424521	0.4058

14	VANGUARD TOTAL INTERNATIONAL STOCK INDEX FUND	JPMORGAN CHASE BANK N.A. INDIA SUB CUSTODY 6th FLOOR, PARADIGM B MINDSPACE, MALAD W, MUMBAI			1241571	0.3537
15	SMALLCAP WORLD FUND, INC	DEUTSCHE BANK AG DB HOUSE, HAZARIMAL SOMANI MARG POST BOX NO. 1142, FORT MUMBAI			1219596	0.3475
16	MALABAR SELECT FUND	HSBC SECURITIES SERVICES 11TH FLR, BLDG NO.3, NESCO - IT PARK NESCO COMPLEX, W E HIGHWAY GOREGAON EAST, MUMBAI			1182856	0.337
17	ISHARES CORE EMERGING MARKETS MAURITIUS CO	CITIBANK N.A. CUSTODY SERVICES FIFC- 11TH FLR, G BLOCK PLOT C-54 AND C-55, BKC BANDRA - EAST, MUMBAI			1133448	0.3229
18	ICG Q LIMITED	KOTAK MAHINDRA BANK LIMITED KOTAK INFINITI, BLDG.NO.21, 6TH FLR ZONE IV,CUSTODY SERVS,INFINITY PARK GEN. AK VAIDYA MARG, MALAD E, MUMBAI			890450	0.2537
19	HABROK INDIA MASTER LP	KOTAK MAHINDRA BANK LIMITED KOTAK INFINITI, BLDG.NO.21, 2ND FLR ZONE I ,CUSTODY SERVS,INFINITY PARK GEN. AK VAIDYA MARG, MALAD E, MUMBAI			585288	0.1667
20	VANGUARD FIDUCIARY TRUST COMPANY INSTITUTIONAL TOTAL INTERNATIONAL STOCK MARKET INDEX TRUST II	JPMORGAN CHASE BANK N.A. INDIA SUB CUSTODY 6th FLOOR, PARADIGM B MINDSPACE, MALAD W, MUMBAI			570117	0.1624
21	KOTAK FUNDS - INDIA MIDCAP FUND	HSBC SECURITIES SERVICES 11TH FLOOR, BLDG 3, NESCO - IT PARK NESCO COMPLEX, W.E. HIGHWAY GOREGAON (EAST), MUMBAI			552252	0.1573
22	EMERGING MARKETS CORE EQUITY PORTFOLIO (THE PORTFOLIO) OF DFA INVESTMENT DIMENSIONS GROUP INC. (DFAIDG)	CITIBANK N.A. CUSTODY SERVICES FIFC- 11TH FLR, G BLOCK PLOT C-54 AND C-55, BKC BANDRA - EAST, MUMBAI			542864	0.1547
23	THE EMERGING MARKETS SMALL CAP SERIES OF THE DFA INVESTMENT TRUST COMPANY	CITIBANK N.A. CUSTODY SERVICES FIFC- 11TH FLR, G BLOCK PLOT C-54 AND C-55, BKC BANDRA - EAST, MUMBAI			508694	0.1449
24	OCEAN DIAL GATEWAY TO INDIA MAURITIUS LIMITED	SBI SG GLOBAL SECURITIES SERVICES PL JEEVAN SEVA EXTENSION BLDG, GR FLOOR S. V. ROAD, SANTACRUZ (W) MUMBAI			504500	0.1437
25	INDIA CAPITAL GROWTH FUND LIMITED	KOTAK MAHINDRA BANK LIMITED KOTAK INFINITI BLDG N. 21 2ND FLR ZONE I CUSTODY SERVS INFINITY PARK GEN A.K.VAIDYA MARG MALAD E MUMBAI			458686	0.1307
26	EMERGING MARKETS SMALL CAPITALIZATION EQUITY INDEX NON-LENDABLE FUND	JPMORGAN CHASE BANK N.A. INDIA SUB CUSTODY 6th FLOOR, PARADIGM B MINDSPACE, MALAD W, MUMBAI			361412	0.103

27	ABERDEEN STANDARD SICAV I - EMERGING MARKETS INFRASTRUCTURE EQUITY FUND	BNP PARIBAS HOUSE 1 NORTH AVENUE, MAKER MAXITY BANDRA KURLA COMPLEX, BANDRA EAST MUMBAI			361321	0.1029
28	VANGUARD FTSE ALL-WORLD EX-US SMALL-CAP INDEXFUND	DEUTSCHE BANK AG DB HOUSE, HAZARIMAL SOMANI MARG POST BOX NO. 1142, FORT MUMBAI			353611	0.1007
29	EMERGING MARKETS SMALL CAPITALIZATION EQUITY INDEX FUND	JPMORGAN CHASE BANK N.A. INDIA SUB CUSTODY 6th FLOOR, PARADIGM B MINDSPACE, MALAD W, MUMBAI			342426	0.0976
30	CALIFORNIA PUBLIC EMPLOYEES' RETIREMENT SYSTEM	DEUTSCHE BANK AG DB HOUSE, HAZARIMAL SOMANI MARG POST BOX NO. 1142, FORT MUMBAI			333201	0.0949
31	INTEGRATED CORE STRATEGIES ASIA PTE LTD	DEUTSCHE BANK AG, DB HOUSE HAZARIMAL SOMANI MARG, P.O.BOX NO. 1142, FORT MUMBAI			331002	0.0943
32	AMERICAN FUNDS INSURANCE SERIES GLOBAL SMALL CAPITALIZATION FUND	DEUTSCHE BANK AG DB HOUSE, HAZARIMAL SOMANI MARG POST BOX NO. 1142, FORT MUMBAI			311708	0.0888
33	DANSKE INVEST SICAV - INDIA	STANDARD CHARTERED BANK SECURITIES SERVICES, 3RD FLOOR 23-25 M.G. ROAD FORT, MUMBAI			294931	0.084
34	ISHARES INDIA SC MAURITIUS COMPANY	CITIBANK N.A. CUSTODY SERVICES FIFC-11TH FLR, G BLOCK PLOT C-54 AND C-55, BKC BANDRA - EAST, MUMBAI			250078	0.0712
35	ISHARES CORE MSCI EM IMI UCITS ETF	CITIBANK N.A. CUSTODY SERVICES FIFC-11TH FLR, G BLOCK PLOT C-54 AND C-55, BKC BANDRA - EAST, MUMBAI			236835	0.0675
36	CALIFORNIA STATE TEACHERS RETIREMENT SYSTEM - STATE STREET GLOBAL ADVISORS TRUST COMPANY 1	DEUTSCHE BANK AG, DB HOUSE, HAZARIMAL SOMANI MARG, P.O.BOX NO. 1142, FORT MUMBAI			230769	0.0657
37	TANTALLON INDIA FUND	STANDARD CHARTERED BANK Securities Services, 3rd Floor 23-25, MAHATMA GANDHI ROAD FORT, MUMBAI			180000	0.0513
38	STATE STREET GLOBAL SMALL CAP EQUITY EX-U.S. INDEX NON-LENDING SERIES FUND	DEUTSCHE BANK AG, DB HOUSE HAZARIMAL SOMANI MARG, P.O.BOX NO. 1142, FORT MUMBAI			173051	0.0493
39	MOTILAL OSWAL INDIA FUND	CITIBANK N.A. CUSTODY SERVICES FIFC-11TH FLR, G BLOCK PLOT C-54 AND C-55, BKC BANDRA - EAST, MUMBAI			171868	0.049
40	INDIA BLUECHIP (MAURITIUS) LTD	HSBC SECURITIES SERVICES 11TH FLR, BLDG NO.3, NESCO - IT PARK NESCO COMPLEX, W E HIGHWAY GOREGAON EAST, MUMBAI			171240	0.0488
41	NORTHERN TRUST COLLECTIVE EMERGING MARKETS SMALL CAP INDEX FUND- NON LENDING	CITIBANK N.A. CUSTODY SERVICES FIFC-11TH FLR, G BLOCK PLOT C-54 AND C-55, BKC BANDRA - EAST, MUMBAI			137230	0.0391

42	DANSKE INVEST INDIA FUND	HSBC SECURITIES SERVICES 11TH FLR, BLDG NO.3, NESCO - IT PARK NESCO COMPLEX, W E HIGHWAY GOREGAON EAST, MUMBAI			107301	0.0306
43	COLLEGE RETIREMENT EQUITIES FUND - STOCK ACCOUNT	DEUTSCHE BANK AG DB HOUSE, HAZARIMAL SOMANI MARG POST BOX NO. 1142, FORT MUMBAI			104350	0.0297
44	BVK PERSONALVORSORGE DES KANTONS ZURICH	JPMORGAN CHASE BANK N.A. INDIA SUB CUSTODY 6th FLOOR, PARADIGM B MINDSPACE, MALAD W, MUMBAI			81533	0.0232
45	SPDR S AND P EMERGING MARKETS SMALL CAP ETF	DEUTSCHE BANK AG DB HOUSE, HAZARIMAL SOMANI MARG POST BOX NO. 1142, FORT MUMBAI			79840	0.0227
46	WISDOMTREE INDIA INVESTMENT PORTFOLIO, INC.	CITIBANK N.A. CUSTODY SERVICES FIFC-11TH FLR, G BLOCK PLOT C-54 AND C-55, BKC BANDRA - EAST, MUMBAI			75273	0.0214
47	VT DOWNING GLOBAL INVESTORS FUND	STANDARD CHARTERED BANK SECURITIES SERVICES, 3RD FLOOR 23-25 M.G. ROAD FORT, MUMBAI			75000	0.0214
48	THE REGENTS OF THE UNIVERSITY OF CALIFORNIA STATE STREET GLOBAL ADVISORS	DEUTSCHE BANK AG, DB HOUSE HAZARIMAL SOMANI MARG, P.O.BOX NO. 1142, FORT MUMBAI			70498	0.0201
49	STATE STREET MSCI EMERGING MARKETS SMALL CAP INDEX NON-LENDING COMMON TRUST FUND	DEUTSCHE BANK AG DB HOUSE, HAZARIMAL SOMANI MARG POST BOX NO. 1142, FORT MUMBAI			70109	0.02
50	KOTAK FUNDS - INDIA GROWTH FUND	HSBC SECURITIES SERVICES 11TH FLOOR, BLDG 3, NESCO - IT PARK NESCO COMPLEX, W.E. HIGHWAY GOREGAON (EAST), MUMBAI			67897	0.0193
51	VANGUARD FIDUCIARY TRUST COMPANY INSTITUTIONAL TOTAL INTERNATIONAL STOCK MARKET INDEX TRUST	JPMORGAN CHASE BANK N.A. INDIA SUB CUSTODY 6th FLOOR, PARADIGM B MINDSPACE, MALAD W, MUMBAI			66948	0.0191
52	PUB EQUITIES EMERGING MARKETS 1	JPMORGAN CHASE BANK N.A. INDIA SUB CUSTODY 6th FLOOR, PARADIGM B MINDSPACE, MALAD W, MUMBAI			51924	0.0148
53	ISHARES EMSC MAURITIUS CO	CITIBANK N.A. CUSTODY SERVICES FIFC-11TH FLR, G BLOCK PLOT C-54 AND C-55, BKC BANDRA - EAST, MUMBAI			50820	0.0145
54	HAYYAN ALI MALALLAH AL LAWATI	C/O KOTAK MAHINDRA BANK LIMITED KOTAK INFINITI, BLDG.NO.21, 6TH FLR ZONE IV,CUSTODY SERVS,INFINITY PARK GEN. AK VAIDYA MARG, MALAD E, MUMBAI			48500	0.0138
55	EMERGING MARKETS SOCIAL CORE EQUITY PORTFOLIO OF DFA INVESTMENT DIMENSIONS GROUP INC.	CITIBANK N.A. CUSTODY SERVICES FIFC-11TH FLR, G BLOCK PLOT C-54 AND C-55, BKC BANDRA - EAST, MUMBAI			46855	0.0133
56	PUB EQUITIES EMERGING MARKETS 2	JPMORGAN CHASE BANK N.A. INDIA SUB CUSTODY 6th FLOOR, PARADIGM B MINDSPACE, MALAD W, MUMBAI			45529	0.013

57	VANGUARD TOTAL WORLD STOCK INDEX FUND	DEUTSCHE BANK AG DB HOUSE, HAZARIMAL SOMANI MARG POST BOX NO. 1142, FORT MUMBAI			45022	0.0128
58	INDIA MAX INVESTMENT FUND LIMITED	ICICI BANK LTD SMS DEPT 1ST FLOOR EMPIRE COMPLEX 414 S B MARG LOWER PAREL MUMBAI MAHARASHTRA			45000	0.0128
59	NORDEA 1 SICAV - EMERGING MARKETS SMALL CAP FUND	JPMORGAN CHASE BANK N.A. INDIA SUB CUSTODY 6th FLOOR, PARADIGM B MINDSPACE, MALAD W, MUMBAI			43800	0.0125
60	ISHARES MSCI EM SMALL CAP UCITS ETF	CITIBANK N.A. CUSTODY SERVICES FIFC-11TH FLR, G BLOCK PLOT C-54 AND C-55, BKC BANDRA - EAST, MUMBAI			40722	0.0116
61	SSGA SPDR ETFS EUROPE II PLC-SPDR MORNINGSTAR MULTI-ASSET GLOBAL INFRASTRUCTURE UCITS ETF	DEUTSCHE BANK AG, DB HOUSE HAZARIMAL SOMANI MARG, P.O.BOX NO. 1142, FORT MUMBAI			40000	0.0114
62	KITARA INDIA SMALL & MICRO CAP OPPORTUNITY FUND (CEIC) LIMITED	KOTAK MAHINDRA BANK LIMITED KOTAK INFINITI, BLDG.NO.21, 2ND FLR ZONE I ,CUSTODY SERVS,INFINITY PARK GEN. AK VAIDYA MARG, MALAD E, MUMBAI			39500	0.0113
63	PUBLIC EMPLOYEES RETIREMENT SYSTEM OF OHIO	JPMORGAN CHASE BANK N.A. INDIA SUB CUSTODY 6th FLOOR, PARADIGM B MINDSPACE, MALAD W, MUMBAI			38917	0.0111
64	STATE STREET MSCI EMERGING MARKETS SMALL CAP INDEX SECURITIES LENDING FUND	DEUTSCHE BANK AG DB HOUSE, HAZARIMAL SOMANI MARG POST BOX NO. 1142, FORT MUMBAI			38345	0.0109
65	UPS GROUP TRUST	DEUTSCHE BANK AG, DB HOUSE HAZARIMAL SOMANI MARG, P.O.BOX NO. 1142, FORT MUMBAI			36965	0.0105
66	EMERGING MARKETS SMALL CAPITALIZATION EQUITY INDEX FUND B	JPMORGAN CHASE BANK N.A. INDIA SUB CUSTODY 6th FLOOR, PARADIGM B MINDSPACE, MALAD W, MUMBAI			32828	0.0094
67	EMERGING MARKETS SUSTAINABILITY CORE 1 PORTFOLIO	CITIBANK N.A. CUSTODY SERVICES FIFC-11TH FLR, G BLOCK PLOT C-54 AND C-55, BKC BANDRA - EAST, MUMBAI			30403	0.0087
68	SSGA SPDR ETFS EUROPE I PUBLIC LIMITED COMPANY - SPDR MSCI EMERGING MARKETS SMALL CAP UCITS ETF	DEUTSCHE BANK AG, DB HOUSE HAZARIMAL SOMANI MARG, P.O.BOX NO. 1142, FORT MUMBAI			24993	0.0071
69	K INDIA OPPORTUNITIES FUND LIMITED- CLASS B	KOTAK MAHINDRA BANK LIMITED KOTAK INFINITI, BLDG.NO.21, 6TH FLR ZONE IV,CUSTODY SERVS,INFINITY PARK GEN. AK VAIDYA MARG, MALAD E, MUMBAI			23370	0.0067
70	ALASKA PERMANENT FUND	DEUTSCHE BANK AG DB HOUSE, HAZARIMAL SOMANI MARG POST BOX NO. 1142, FORT MUMBAI			18924	0.0054
71	WORLD EX U.S. CORE EQUITY PORTFOLIO OF DFA INVESTMENT DIMENSIONS GROUP INC.	CITIBANK N.A. CUSTODY SERVICES FIFC-11TH FLR, G BLOCK PLOT C-54 AND C-55, BKC BANDRA - EAST, MUMBAI			18196	0.0052

72	DFA INTERNATIONAL CORE EQUITY FUND	STANDARD CHARTERED BANK SECURITIES SERVICES, 3RD FLOOR 23-25 M.G. ROAD FORT, MUMBAI			16518	0.0047
73	T.A. WORLD EX U.S. CORE EQUITY PORTFOLIO OF DFA INVESTMENT DIMENSIONS GROUP INC.	CITIBANK N.A. CUSTODY SERVICES FIFC-11TH FLR, G BLOCK PLOT C-54 AND C-55, BKC BANDRA - EAST, MUMBAI			16040	0.0046
74	ACM INDIA FOCUS FUND LTD.	ICICI BANK LTD. SMS DEPT., 1ST FLOOR 414, EMPIRE COMPLEX, S. B. MARG LOWER PAREL, MUMBAI.			15965	0.0045
75	STATE STREET GLOBAL ALL CAP EQUITY EX-US INDEX PORTFOLIO	DEUTSCHE BANK AG, DB HOUSE HAZARIMAL SOMANI MARG, P.O.BOX NO. 1142, FORT MUMBAI			15946	0.0045
76	AMG TIMESSQUARE EMERGING MARKETS SMALL CAP FUND	DEUTSCHE BANK AG, DB HOUSE HAZARIMAL SOMANI MARG, P.O.BOX NO. 1142, FORT MUMBAI			15300	0.0044
77	VANGUARD ESG INTERNATIONAL STOCK ETF	JPMORGAN CHASE BANK N.A. INDIA SUB CUSTODY 6th FLOOR, PARADIGM B MINDSPACE, MALAD W, MUMBAI			14181	0.004
78	MERCER QIF FUND PLC- MERCER INVESTMENT FUND 1	DEUTSCHE BANK AG, DB HOUSE HAZARIMAL SOMANI MARG, P.O.BOX NO. 1142, FORT MUMBAI			13752	0.0039
79	CITY OF LOS ANGELES FIRE AND POLICE PENSION PLAN	CITIBANK N.A. CUSTODY SERVICES FIFC-11TH FLR, G BLOCK PLOT C-54 AND C-55, BKC BANDRA - EAST, MUMBAI			11411	0.0033
80	EMERGING MARKETS CORE EQUITY FUND OF DIMENSIONAL FUNDS ICVC	DEUTSCHE BANK AG, DB HOUSE HAZARIMAL SOMANI MARG, P.O.BOX NO. 1142, FORT MUMBAI			9792	0.0028
81	DFA INTERNATIONAL VECTOR EQUITY FUND	STANDARD CHARTERED BANK SECURITIES SERVICES, 3RD FLOOR 23-25 M.G. ROAD FORT, MUMBAI			8890	0.0025
82	LEGAL AND GENERAL ASSURANCE (PENSION MANAGEMENT) LIMITED	CITIBANK N.A. CUSTODY SERVICES FIFC-11TH FLR, G BLOCK PLOT C-54 AND C-55, BKC BANDRA - EAST, MUMBAI			8119	0.0023
83	AMERICAN CENTURY ETF TRUST-AVANTIS EMERGING MARKETS EQUITY ETF	DEUTSCHE BANK AG, DB HOUSE, HAZARIMAL SOMANI MARG, P.O.BOX NO. 1142, FORT MUMBAI			7395	0.0021
84	JOHN HANCOCK FUNDS II EMERGING MARKETS FUND	CITIBANK N.A. CUSTODY SERVICES FIFC-11TH FLR, G BLOCK PLOT C-54 AND C-55, BKC BANDRA - EAST, MUMBAI			7126	0.002
85	PUBLIC EMPLOYEES RETIREMENT ASSOCIATION OF NEW MEXICO	HSBC SECURITIES SERVICES 11TH FLR, BLDG NO.3, NESCO - IT PARK NESCO COMPLEX, W E HIGHWAY GOREGAON EAST, MUMBAI			6642	0.0019
86	INTERNATIONAL MONETARY FUND - MANAGER A	CITIBANK N.A. CUSTODY SERVICES FIFC-11TH FLR, G BLOCK PLOT C-54 AND C-55, BKC BANDRA - EAST, MUMBAI			6409	0.0018
87	NEUBERGER BERMAN BD LLC	DEUTSCHE BANK AG, DB HOUSE HAZARIMAL SOMANI MARG, P.O.BOX NO. 1142, FORT MUMBAI			6300	0.0018
88	VIRGINIA RETIREMENT SYSTEM	DEUTSCHE BANK AG, DB HOUSE HAZARIMAL SOMANI MARG, P.O.BOX NO. 1142, FORT MUMBAI			6020	0.0017
89	UTAH STATE RETIREMENT SYSTEMS	CITIBANK N.A. CUSTODY SERVICES FIFC-11TH FLR, G BLOCK PLOT C-54 AND C-55, BKC BANDRA - EAST, MUMBAI			5628	0.0016

90	DIMENSIONAL FUNDS PLC - MULTI-FACTOR EQUITY FUND	DEUTSCHE BANK AG, DB HOUSE HAZARIMAL SOMANI MARG, P.O.BOX NO. 1142, FORT MUMBAI			5541	0.0016
91	VANGUARD INVESTMENTS FUNDS ICVC-VANGUARD FTSE GLOBAL ALL CAP INDEX FUND	DEUTSCHE BANK AG, DB HOUSE HAZARIMAL SOMANI MARG, P.O.BOX NO. 1142, FORT MUMBAI			3617	0.001
92	KUBER CAPITAL FUND	BNP PARIBAS HOUSE 1 NORTH AVENUE, MAKER MAXITY BANDRA KURLA COMPLEX, BANDRA EAST MUMBAI			2791	0.0008
93	NORTHERN TRUST COMMON ALL COUNTRY WORLD EX-US INVESTABLE MARKET INDEX FUND-NON LENDING	CITIBANK N.A. CUSTODY SERVICES FIFC-11TH FLR, G BLOCK PLOT C-54 AND C-55, BKC BANDRA - EAST, MUMBAI			2539	0.0007
94	WISDOM TREE ISSUER PLC - WISDOM TREE EMERGING MARKETS SMALLCAP DIVIDEND UCITS ETF	CITIBANK N.A. CUSTODY SERVICES FIFC-11TH FLR, G BLOCK PLOT C-54 AND C-55, BKC BANDRA - EAST, MUMBAI			2281	0.0006
95	VANGUARD INVESTMENT SERIES PLC - VANGUARD ESG EMERGING MARKETS ALL CAP EQUITY INDEX FUND	HSBC SECURITIES SERVICES 11TH FLOOR BLDG 3 NESCO IT PARK NESCO COMPLEX W E HIGHWAY GOREGAON EAST MUMBAI			1710	0.0005
96	CREDIT SUISSE (SINGAPORE) LIMITED - ODI	CITIBANK N.A. CUSTODY SERVICES FIFC-11TH FLR, G BLOCK PLOT C-54 AND C-55, BKC BANDRA - EAST, MUMBAI			1637	0.0005
97	STATE STREET MSCI ACWI EX USA IMI SCREENED NON-LENDING COMMON TRUST FUND	DEUTSCHE BANK AG, DB HOUSE HAZARIMAL SOMANI MARG, P.O.BOX NO. 1142, FORT MUMBAI			956	0.0003
98	DIMENSIONAL EMERGING CORE EQUITY MARKET ETF OF DIMENSIONAL ETF TRUST	CITIBANK N.A. CUSTODY SERVICES FIFC-11TH FLR, G BLOCK PLOT C-54 AND C-55, BKC BANDRA - EAST, MUMBAI			370	0.0001

IX. MEETINGS OF MEMBERS/CLASS OF MEMBERS/BOARD/COMMITTEES OF THE BOARD OF DIRECTORS

C. COMMITTEE MEETINGS

Number of meetings held

59

Sr. No.	Type of Meeting	Date of Meeting	Total No. of Members as on the date of the meeting	Attendance	
				No. of Members attended	as %age of total members
1	AUDIT COMMITTEE MEETING	22/06/2020	3	3	100.00
2	AUDIT COMMITTEE MEETING	30/07/2020	3	2	66.67
3	AUDIT COMMITTEE MEETING	29/10/2020	3	2	66.67
4	AUDIT COMMITTEE MEETING	28/01/2021	3	2	66.67
5	STAKEHOLDER'S RELATIONSHIP COMMITTEE MEETING	22/06/2020	3	2	66.67
6	STAKEHOLDER'S RELATIONSHIP COMMITTEE MEETING	30/07/2020	3	2	66.67
7	STAKEHOLDER'S RELATIONSHIP COMMITTEE MEETING	29/10/2020	3	2	66.67
8	STAKEHOLDER'S RELATIONSHIP COMMITTEE MEETING	28/01/2021	3	3	100.00
9	CORPORATE SOCIAL RESPONSIBILITY COMMITTEE MEETING	29/10/2020	3	2	66.67
10	INDEPENDENT DIRECTORS' MEETING	30/03/2021	5	5	100.00
11	NOMINATION & REMUNERATION COMMITTEE	30/07/2020	3	3	100.00
12	NOMINATION & REMUNERATION COMMITTEE	04/01/2021	3	3	100.00
13	NOMINATION & REMUNERATION COMMITTEE	28/01/2021	3	3	100.00
14	RISK MANAGEMENT COMMITTEE	28/01/2021	3	2	66.67
15	OCUPATIONAL HEALTH SAFETY & ENVIRONMENT COMMITTEE	17/04/2020	4	3	75.00
16	OCUPATIONAL HEALTH SAFETY & ENVIRONMENT COMMITTEE	04/05/2020	4	3	75.00
17	OCUPATIONAL HEALTH SAFETY & ENVIRONMENT COMMITTEE	18/05/2020	4	3	75.00
18	OCUPATIONAL HEALTH SAFETY & ENVIRONMENT COMMITTEE	01/06/2020	4	3	75.00
19	OCUPATIONAL HEALTH SAFETY & ENVIRONMENT COMMITTEE	15/06/2020	4	3	75.00
20	OCUPATIONAL HEALTH SAFETY & ENVIRONMENT COMMITTEE	01/07/2020	4	3	75.00
21	OCUPATIONAL HEALTH SAFETY & ENVIRONMENT COMMITTEE	15/07/2020	4	3	75.00
22	OCUPATIONAL HEALTH SAFETY & ENVIRONMENT COMMITTEE	03/08/2020	4	3	75.00
23	OCUPATIONAL HEALTH SAFETY & ENVIRONMENT COMMITTEE	17/08/2020	4	3	75.00
24	OCUPATIONAL HEALTH SAFETY & ENVIRONMENT COMMITTEE	01/09//2020	4	3	75.00
25	OCUPATIONAL HEALTH SAFETY & ENVIRONMENT COMMITTEE	15/09/2020	4	3	75.00
26	OCUPATIONAL HEALTH SAFETY & ENVIRONMENT COMMITTEE	01/10/2020	4	3	75.00
27	OCUPATIONAL HEALTH SAFETY & ENVIRONMENT COMMITTEE	15/10/2020	4	3	75.00
28	OCUPATIONAL HEALTH SAFETY & ENVIRONMENT COMMITTEE	03/11/2020	4	3	75.00
29	OCUPATIONAL HEALTH SAFETY & ENVIRONMENT COMMITTEE	17/11/2020	4	3	75.00
30	OCUPATIONAL HEALTH SAFETY & ENVIRONMENT COMMITTEE	01/12/2020	4	3	75.00
31	OCUPATIONAL HEALTH SAFETY & ENVIRONMENT COMMITTEE	15/12/2020	4	3	75.00
32	OCUPATIONAL HEALTH SAFETY & ENVIRONMENT COMMITTEE	01/01/2021	4	3	75.00
33	OCUPATIONAL HEALTH SAFETY & ENVIRONMENT COMMITTEE	15/01/2021	4	3	75.00
34	OCUPATIONAL HEALTH SAFETY & ENVIRONMENT COMMITTEE	01/02/2021	4	3	75.00
35	OCUPATIONAL HEALTH SAFETY & ENVIRONMENT COMMITTEE	15/02/2021	4	3	75.00
36	OCUPATIONAL HEALTH SAFETY & ENVIRONMENT COMMITTEE	01/03/2021	4	3	75.00
37	OCUPATIONAL HEALTH SAFETY & ENVIRONMENT COMMITTEE	15/03/2021	4	3	75.00
38	SHARE TRANSFER COMMITTEE MEETING	08/07/2020	3	2	66.67
39	SHARE TRANSFER COMMITTEE MEETING	29/07/2020	3	2	66.67
40	SHARE TRANSFER COMMITTEE MEETING	19/08/2020	3	2	66.67
41	SHARE TRANSFER COMMITTEE MEETING	02/09/2020	3	2	66.67
42	SHARE TRANSFER COMMITTEE MEETING	09/09/2020	3	2	66.67
43	SHARE TRANSFER COMMITTEE MEETING	15/09/2020	3	2	66.67
44	SHARE TRANSFER COMMITTEE MEETING	23/09/2020	3	2	66.67
45	SHARE TRANSFER COMMITTEE MEETING	04/11/2020	3	2	66.67
46	SHARE TRANSFER COMMITTEE MEETING	11/11/2020	3	2	66.67
47	SHARE TRANSFER COMMITTEE MEETING	25/11/2020	3	2	66.67
48	SHARE TRANSFER COMMITTEE MEETING	09/12/2020	3	2	66.67
49	SHARE TRANSFER COMMITTEE MEETING	16/12/2020	3	2	66.67
50	SHARE TRANSFER COMMITTEE MEETING	23/12/2020	3	2	66.67
51	SHARE TRANSFER COMMITTEE MEETING	06/01/2021	3	2	66.67
52	SHARE TRANSFER COMMITTEE MEETING	13/01/2021	3	2	66.67
53	SHARE TRANSFER COMMITTEE MEETING	20/01/2021	3	2	66.67
54	SHARE TRANSFER COMMITTEE MEETING	27/01/2021	3	2	66.67
55	SHARE TRANSFER COMMITTEE MEETING	03/02/2021	3	2	66.67
56	SHARE TRANSFER COMMITTEE MEETING	10/02/2021	3	2	66.67
57	SHARE TRANSFER COMMITTEE MEETING	24/02/2021	3	2	66.67
58	SHARE TRANSFER COMMITTEE MEETING	03/03/2021	3	2	66.67
59	SHARE TRANSFER COMMITTEE MEETING	17/03/2021	3	2	66.67