

FORM NO. MGT-7

[Pursuant to sub-Section(1) of section 92 of the Companies Act, 2013 and sub-rule (1) of rule 11of the Companies (Management and Administration) Rules, 2014]



सत्यमेव जयते

Annual Return (other than OPCs and Small Companies)

Form language ☒ English ☐ Hindi

Refer the instruction kit for filing the form.

I. REGISTRATION AND OTHER DETAILS

(i) * Corporate Identification Number (CIN) of the company

L63090GJ1956PLC001032

Pre-fill

Global Location Number (GLN) of the company

* Permanent Account Number (PAN) of the company

AAACA3302N

(ii) (a) Name of the company

AEGIS LOGISTICS LIMITED

(b) Registered office address

502 5TH FLOOR SKYLON CO OPHOUSING SOCIETY LTD
GIDC CHAR RASTA VAPI-396195
DIST VALSAD GUJ STATE
Gujarat
396195



(c) *e-mail ID of the company

secretarial@aegisindia.com

(d) *Telephone number with STD code

02266663666

(e) Website

www.aegisindia.com

(iii) Date of Incorporation

30/06/1956

(iv)	Type of the Company	Category of the Company	Sub-category of the Company
	Public Company	Company limited by shares	Indian Non-Government company

(v) Whether company is having share capital

☒ Yes

☐ No

(vi) *Whether shares listed on recognized Stock Exchange(s)

☒ Yes

☐ No

(a) Details of stock exchanges where shares are listed

S. No.	Stock Exchange Name	Code
1	BSE Limited	1
2	National Stock Exchange of India Limited	1,024

(b) CIN of the Registrar and Transfer Agent

U67190MH1999PTC118368

Pre-fill

Name of the Registrar and Transfer Agent

LINK INTIME INDIA PRIVATE LIMITED

Registered office address of the Registrar and Transfer Agents

C-101, 1st Floor, 247 Park,
Lal Bahadur Shastri Marg, Vikhroli (West)

(vii) *Financial year From date 01/04/2021 (DD/MM/YYYY) To date 31/03/2022 (DD/MM/YYYY)

(viii) *Whether Annual general meeting (AGM) held ☐ Yes ☒ No

(a) If yes, date of AGM

(b) Due date of AGM

30/09/2022

(c) Whether any extension for AGM granted

☐ Yes ☒ No

(f) Specify the reasons for not holding the same

AGM will be held on 18/08/2022

II. PRINCIPAL BUSINESS ACTIVITIES OF THE COMPANY

*Number of business activities 2

S.No	Main Activity group code	Description of Main Activity group	Business Activity Code	Description of Business Activity	% of turnover of the company
1	G	Trade	G1	Wholesale Trading	69.49
2	H	Transport and storage	H6	Warehousing and storage	30.19

III. PARTICULARS OF HOLDING, SUBSIDIARY AND ASSOCIATE COMPANIES (INCLUDING JOINT VENTURES)

*No. of Companies for which information is to be given 9

Pre-fill All

S.No	Name of the company	CIN / FCRN	Holding/ Subsidiary/Associate/ Joint Venture	% of shares held
1	SEA LORD CONTAINERS LIMITED	U21029GJ1979PLC034027	Subsidiary	100
2	KONKAN STORAGE SYSTEMS (P) LIMITED	U63023KA2006PTC040986	Subsidiary	100
3	AEGIS GAS (LPG) PRIVATE LIMITED	U23209MH2001PTC134329	Subsidiary	100
4	HINDUSTAN AEGIS LPG LIMITED	U23203GJ1994PLC021375	Subsidiary	80.3
5	AEGIS TERMINAL (PIPAVAV) LIMITED	U63030GJ2013PLC075305	Subsidiary	96
6	AEGIS VOPAK TERMINALS LIMITED	U63030GJ2013PLC075304	Subsidiary	100
7	EASTERN INDIA LPG COMPANY LIMITED	U23202GJ1994PTC022714	Subsidiary	100
8	AEGIS GROUP INTERNATIONAL PRIVATE LIMITED		Subsidiary	60
9	AEGIS INTERNATIONAL MARINE SERVICES PRIVATE LIMITED		Subsidiary	100

IV. SHARE CAPITAL, DEBENTURES AND OTHER SECURITIES OF THE COMPANY

(i) *SHARE CAPITAL

(a) Equity share capital

Particulars	Authorised capital	Issued capital	Subscribed capital	Paid up capital
Total number of equity shares	520,000,000	351,000,000	351,000,000	351,000,000
Total amount of equity shares (in Rupees)	520,000,000	351,000,000	351,000,000	351,000,000

Number of classes

1

Class of Shares	Authorised capital	Issued capital	Subscribed capital	Paid up capital
EQUITY SHARES				
Number of equity shares	520,000,000	351,000,000	351,000,000	351,000,000
Nominal value per share (in rupees)	1	1	1	1
Total amount of equity shares (in rupees)	520,000,000	351,000,000	351,000,000	351,000,000

(b) Preference share capital

Particulars	Authorised capital	Issued capital	Subscribed capital	Paid-up capital
Total number of preference shares	6,100,000	0	0	0
Total amount of preference shares (in rupees)	70,000,000	0	0	0

Number of classes

2

Class of shares	Authorised capital	Issued capital	Subscribed capital	Paid up capital
13.5% Cumulative Redeemable Preference Shares				
Number of preference shares	100,000	0	0	0
Nominal value per share (in rupees)	100	100	100	100
Total amount of preference shares (in rupees)	10,000,000	0	0	0
Class of shares	Authorised capital	Issued capital	Subscribed capital	Paid up capital
Redeemable Preference Shares				
Number of preference shares	6,000,000	0	0	0
Nominal value per share (in rupees)	10	10	10	10
Total amount of preference shares (in rupees)	60,000,000	0	0	0

(c) Unclassified share capital

Particulars	Authorised Capital
Total amount of unclassified shares	0

(d) Break-up of paid-up share capital

Class of shares	Number of shares			Total nominal amount	Total Paid-up amount	Total premium
Equity shares	Physical	DEMAT	Total			
At the beginning of the year	4,966,372	346,033,628	351000000	351,000,000	351,000,000	
		+		+	+	
Increase during the year	0	460,570	460570	0	0	0
i. Public Issues	0	0	0	0	0	0
ii. Rights issue	0	0	0	0	0	0
iii. Bonus issue	0	0	0	0	0	0
iv. Private Placement/ Preferential allotment	0	0	0	0	0	0
v. ESOPs	0	0	0	0	0	0
vi. Sweat equity shares allotted	0	0	0	0	0	0
vii. Conversion of Preference share	0	0	0	0	0	0
viii. Conversion of Debentures	0	0	0	0	0	0
ix. GDRs/ADRs	0	0	0	0	0	0

x. Others, specify	0	460,570	460570	0	0	0
Transferred to IEPF/Physical to Demat request acc						
Decrease during the year	460,570	0	460570	0	0	0
i. Buy-back of shares	0	0	0	0	0	0
ii. Shares forfeited	0	0	0	0	0	0
iii. Reduction of share capital	0	0	0	0	0	0
iv. Others, specify	460,570	0	460570	0	0	
Transferred to IEPF/Physical to Demat request acc						
At the end of the year	4,505,802	346,494,198	351000000	351,000,000	351,000,000	
Preference shares						
At the beginning of the year	0	0	0	0	0	
Increase during the year	0	0	0	0	0	0
i. Issues of shares	0	0	0	0	0	0
ii. Re-issue of forfeited shares	0	0	0	0	0	0
iii. Others, specify						
Decrease during the year	0	0	0	0	0	0
i. Redemption of shares	0	0	0	0	0	0
ii. Shares forfeited	0	0	0	0	0	0
iii. Reduction of share capital	0	0	0	0	0	0
iv. Others, specify						
At the end of the year	0	0	0	0	0	

ISIN of the equity shares of the company

(ii) Details of stock split/consolidation during the year (for each class of shares)

Class of shares		(i)	(ii)	(iii)
Before split / Consolidation	Number of shares			
	Face value per share			
After split / Consolidation	Number of shares			
	Face value per share			

(iii) Details of shares/Debentures Transfers since closure date of last financial year (or in the case of the first return at any time since the incorporation of the company) *

☐ Nil

[Details being provided in a CD/Digital Media]

☐ Yes ☒ No ☐ Not Applicable

Separate sheet attached for details of transfers

☒ Yes ☐ No

Note: In case list of transfer exceeds 10, option for submission as a separate sheet attachment or submission in a CD/Digital Media may be shown.

Date of the previous annual general meeting		<input type="text"/>	
Date of registration of transfer (Date Month Year)		<input type="text"/>	
Type of transfer	<input type="text"/>	1 - Equity, 2- Preference Shares, 3 - Debentures, 4 - Stock	
Number of Shares/ Debentures/ Units Transferred	<input type="text"/>	Amount per Share/ Debenture/Unit (in Rs.)	<input type="text"/>
Ledger Folio of Transferor		<input type="text"/>	
Transferor's Name	<input type="text"/>	<input type="text"/>	<input type="text"/>
	Surname	middle name	first name
Ledger Folio of Transferee		<input type="text"/>	

Transferee's Name	<input type="text"/>	<input type="text"/>	<input type="text"/>
	Surname	middle name	first name

Date of registration of transfer (Date Month Year)	<input type="text"/>
--	----------------------

Type of transfer	<input type="text"/>	1 - Equity, 2- Preference Shares, 3 - Debentures, 4 - Stock
------------------	----------------------	---

Number of Shares/ Debentures/ Units Transferred	<input type="text"/>	Amount per Share/ Debenture/Unit (in Rs.)	<input type="text"/>
---	----------------------	---	----------------------

Ledger Folio of Transferor	<input type="text"/>
----------------------------	----------------------

Transferor's Name	<input type="text"/>	<input type="text"/>	<input type="text"/>
	Surname	middle name	first name

Ledger Folio of Transferee	<input type="text"/>
----------------------------	----------------------

Transferee's Name	<input type="text"/>	<input type="text"/>	<input type="text"/>
	Surname	middle name	first name

(iv) *Debentures (Outstanding as at the end of financial year)

Particulars	Number of units	Nominal value per unit	Total value
Non-convertible debentures	0	0	0
Partly convertible debentures	0	0	0
Fully convertible debentures	0	0	0
Total			0

Details of debentures

Class of debentures	Outstanding as at the beginning of the year	Increase during the year	Decrease during the year	Outstanding as at the end of the year
Non-convertible debentures	0	0	0	0
Partly convertible debentures	0	0	0	0
Fully convertible debentures	0	0	0	0

(v) Securities (other than shares and debentures)

0

Type of Securities	Number of Securities	Nominal Value of each Unit	Total Nominal Value	Paid up Value of each Unit	Total Paid up Value
Total					

V. *Turnover and net worth of the company (as defined in the Companies Act, 2013)

(i) Turnover

12,279,842,000

(ii) Net worth of the Company

15,293,699,000

VI. (a) *SHARE HOLDING PATTERN - Promoters

S. No.	Category	Equity		Preference	
		Number of shares	Percentage	Number of shares	Percentage
1.	Individual/Hindu Undivided Family				
	(i) Indian	0	0	0	
	(ii) Non-resident Indian (NRI)	0	0	0	
	(iii) Foreign national (other than NRI)	0	0	0	
2.	Government				
	(i) Central Government	0	0	0	
	(ii) State Government	0	0	0	
	(iii) Government companies	0	0	0	
3.	Insurance companies	0	0	0	
4.	Banks	0	0	0	
5.	Financial institutions	0	0	0	

6.	Foreign institutional investors	0	0	0	
7.	Mutual funds	0	0	0	
8.	Venture capital	0	0	0	
9.	Body corporate (not mentioned above)	203,824,123	58.07	0	
10.	Others	0	0	0	
	Total	203,824,123	58.07	0	0

Total number of shareholders (promoters)

3

(b) *SHARE HOLDING PATTERN - Public/Other than promoters

S. No.	Category	Equity		Preference	
		Number of shares	Percentage	Number of shares	Percentage
1.	Individual/Hindu Undivided Family				
	(i) Indian	72,900,003	20.77	0	
	(ii) Non-resident Indian (NRI)	3,083,824	0.88	0	
	(iii) Foreign national (other than NRI)	0	0	0	
2.	Government				
	(i) Central Government	3,330	0	0	
	(ii) State Government	0	0	0	
	(iii) Government companies	0	0	0	
3.	Insurance companies	11,670	0	0	
4.	Banks	5,820	0	0	
5.	Financial institutions	102,479	0.03	0	
6.	Foreign institutional investors	52,783,654	15.04	0	
7.	Mutual funds	7,075,294	2.02	0	
8.	Venture capital	0	0	0	
9.	Body corporate (not mentioned above)	7,976,424	2.27	0	
10.	Others IEPF & Alternate Investment Funds	3,233,379	0.92	0	

	Total	147,175,877	41.93	0	0
--	--------------	-------------	-------	---	---

Total number of shareholders (other than promoters)

83,192

**Total number of shareholders (Promoters+Public/
Other than promoters)**

83,195

(c) *Details of Foreign institutional investors' (FIIs) holding shares of the company

110

Name of the FII	Address	Date of Incorporation	Country of Incorporation	Number of shares held	% of shares held
ABERDEEN STANDARD +	BNP PARIBAS HOUSE 1 NORTH AV +			399,000	0.11
AMERICAN CENTURY I +	DEUTSCHE BANK AG, DB HOUSE, H +			7,377	0
DFA GLOBAL SUSTAIN +	STANDARD CHARTERED BANK SEC +			5,117	0
EMERGING MARKETS I +	CITIBANK N.A. CUSTODY SERVICES +			9,044	0
EMERGING MARKETS I +	JPMORGAN CHASE BANK N.A. IND +			25,483	0
HAYYAN ALI MALALLA +	C/O KOTAK MAHINDRA BANK LIMI +			30,500	0
ISHARES EMERGING M +	JPMORGAN CHASE BANK N.A. IND +			12,187	0
ISHARES INTERNATIONAL +	CITIBANK N.A. CUSTODY SERVICES +			8,316	0
ISHARES MSCI EMERG +	CITIBANK N.A. CUSTODY SERVICES +			57,419	0.01
KOTAK FUNDS - INDIA +	HSBC SECURITIES SERVICES 11TH F +			88,971	0.02
MALABAR SELECT FUN +	HSBC SECURITIES SERVICES 11TH F +			6,068	0
NORTHERN TRUST CO +	CITIBANK N.A. CUSTODY SERVICES +			14,539	0
ALASKA PERMANENT +	DEUTSCHE BANK AG DB HOUSE, H +			18,924	0
CALIFORNIA PUBLIC E +	DEUTSCHE BANK AG DB HOUSE, H +			278,166	0.07
DANSKE INVEST SICAV +	STANDARD CHARTERED BANK SEC +			384,931	0.1
ELARA GLOBAL FUND +	ICICI BANK LTD SMS DEPT 1ST FLC +			31,876	0
EMERGING MARKETS I +	DEUTSCHE BANK AG, DB HOUSE H +			42,826	0.01
PUBLIC SECTOR PENSI +	CITIBANK N.A. CUSTODY SERVICES +			521,162	0.14
STATE STREET MSCI A +	HSBC SECURITIES SERVICES 11TH F +			956	0
THE EMERGING MARK +	CITIBANK N.A. CUSTODY SERVICES +			508,694	0.14

Name of the FII	Address	Date of Incorporation	Country of Incorporation	Number of shares held	% of shares held
VANGUARD FIDUCIAR	JPMORGAN CHASE BANK N.A. IND			706,146	0.2
ABERDEEN EMERGING	HSBC SECURITIES SERVICES 11TH F			427,000	0.12
ABERDEEN NEW INDIA	BNP PARIBAS HOUSE 1 NORTH AV			3,095,715	0.88
ABERDEEN STANDAR	BNP PARIBAS HOUSE 1 NORTH AV			5,127,720	1.46
ALPS/KOTAK INDIA GF	HSBC SECURITIES SERVICES 11TH F			1,002,198	0.28

VII. *NUMBER OF PROMOTERS, MEMBERS, DEBENTURE HOLDERS
(Details, Promoters, Members (other than promoters), Debenture holders)

Details	At the beginning of the year	At the end of the year
Promoters	3	3
Members (other than promoters)	48,991	83,192
Debenture holders	0	0

VIII. DETAILS OF DIRECTORS AND KEY MANAGERIAL PERSONNEL










(A) *Composition of Board of Directors

Category	Number of directors at the beginning of the year		Number of directors at the end of the year		Percentage of shares held by directors as at the end of year	
	Executive	Non-executive	Executive	Non-executive	Executive	Non-executive
A. Promoter	2	0	1	0	0	0
B. Non-Promoter	0	7	0	8	0	0
(i) Non-Independent	0	2	0	3	0	0
(ii) Independent	0	5	0	5	0	0
C. Nominee Directors representing	0	0	0	0	0	0
(i) Banks & FIs	0	0	0	0	0	0
(ii) Investing institutions	0	0	0	0	0	0
(iii) Government	0	0	0	0	0	0
(iv) Small share holders	0	0	0	0	0	0
(v) Others	0	0	0	0	0	0


Total	2	7	1	8	0	0
-------	---	---	---	---	---	---

Number of Directors and Key managerial personnel (who is not director) as on the financial year end date 11

(B) (i) *Details of directors and Key managerial personnel as on the closure of financial year

Name	DIN/PAN	Designation	Number of equity share(s) held	Date of cessation (after closure of financial year : If any)
RAJ CHANDARIA	00037518	Managing Director	0	
AMAL RAJ CHANDARIA 	09366079	Additional director	0	
JAIDEEP DINESH KHIM 	07744224	Director	0	
ANILKUMAR CHANDARIA 	00055797	Director	0	
KANWALJIT SUDARSHAN 	00012201	Director	300	
RAHUL DURGAPRASAD 	00234247	Director	4,000	
TASNEEM AHMED ALI 	03464356	Director	0	
RAJ KISHORE SINGH 	00071024	Director	0	
LARS ERIK JOHANSSON 	08607066	Director	0	
MURAD MOHDMUSEIN 	ADCPM7751K	CFO	2,000,585	
MONICA GANDHI	ADGPV3474N	Company Secretary	1,000	

(ii) Particulars of change in director(s) and Key managerial personnel during the year 2

Name	DIN/PAN	Designation at the beginning / during the financial year	Date of appointment/ change in designation/ cessation	Nature of change (Appointment/ Change in designation/ Cessation)
ANISH CHANDARIA	00296538	Managing Director	11/09/2021	Cessation due to death
AMAL RAJ CHANDARIA 	09366079	Additional director	27/10/2021	Appointment

IX. MEETINGS OF MEMBERS/CLASS OF MEMBERS/BOARD/COMMITTEES OF THE BOARD OF DIRECTORS

A. MEMBERS/CLASS /REQUISITIONED/NCLT/COURT CONVENED MEETINGS

Number of meetings held 1

Type of meeting	Date of meeting	Total Number of Members entitled to attend meeting	Attendance	
			Number of members attended	% of total shareholding
ANNUAL GENERAL MEETING	21/10/2021	76,414	53	60.61

B. BOARD MEETINGS

*Number of meetings held

8

S. No.	Date of meeting	Total Number of directors associated as on the date of meeting	Attendance	
			Number of directors attended	% of attendance
1	27/05/2021	9	9	100
2	07/06/2021	9	9	100
3	12/07/2021	9	9	100
4	29/07/2021	9	9	100
5	21/09/2021	8	5	62.5
6	27/10/2021	8	8	100
7	17/01/2022	9	8	88.89
8	10/02/2022	9	8	88.89

C. COMMITTEE MEETINGS

Number of meetings held

74

S. No.	Type of meeting	Date of meeting	Total Number of Members as on the date of the meeting	Attendance	
				Number of members attended	% of attendance
1	AUDIT COMMITTEE	27/05/2021	3	3	100
2	AUDIT COMMITTEE	29/07/2021	3	2	66.67
3	AUDIT COMMITTEE	21/09/2021	3	2	66.67
4	AUDIT COMMITTEE	27/10/2021	3	2	66.67
5	AUDIT COMMITTEE	17/01/2022	3	2	66.67
6	AUDIT COMMITTEE	10/02/2022	3	2	66.67
7	STAKEHOLDER MEETING	27/05/2021	3	2	66.67
8	STAKEHOLDER MEETING	29/07/2021	3	2	66.67

S. No.	Type of meeting	Date of meeting	Total Number of Members as on the date of the meeting	Attendance	
				Number of members attended	% of attendance
9	STAKEHOLDER MEETING	27/10/2021	3	2	66.67
10	STAKEHOLDER MEETING	10/02/2022	3	2	66.67

D. * ATTENDANCE OF DIRECTORS

S. No.	Name of the director	Board Meetings			Committee Meetings			Whether attended AGM held on
		Number of Meetings which director was entitled to attend	Number of Meetings attended	% of attendance	Number of Meetings which director was entitled to attend	Number of Meetings attended	% of attendance	
								(Y/N/NA)
1	RAJ CHANDARIA	8	7	87.5	39	28	71.79	
2	AMAL RAJ CHANDARIA	2	0	0	0	0	0	
3	JAIDEEP DINDIA	8	8	100	43	41	95.35	
4	ANILKUMAR GUPTA	8	7	87.5	0	0	0	
5	KANWALJIT SINGH	8	8	100	74	74	100	
6	RAHUL DURGA	8	8	100	2	2	100	
7	TASNEEM AHMED	8	8	100	1	1	100	
8	RAJ KISHORE	8	8	100	31	2	6.45	
9	LARS ERIK JOHANSEN	8	7	87.5	1	1	100	

X. * REMUNERATION OF DIRECTORS AND KEY MANAGERIAL PERSONNEL

☐ Nil

Number of Managing Director, Whole-time Directors and/or Manager whose remuneration details to be entered

2

S. No.	Name	Designation	Gross Salary	Commission	Stock Option/ Sweat equity	Others	Total Amount
1	RAJ CHANDARIA	CHAIRMAN & MANAGING DIRECTOR	0	60,000,000	0	0	60,000,000
2	ANISH CHANDARIA	VICE CHAIRMAN & MANAGING DIRECTOR	0	60,000,000	0	0	60,000,000
	Total		0	120,000,000	0	0	120,000,000

Number of CEO, CFO and Company secretary whose remuneration details to be entered

2

S. No.	Name	Designation	Gross Salary	Commission	Stock Option/ Sweat equity	Others	Total Amount
1	MURAD MOHDMUS	CFO	20,136,000	0	0	0	20,136,000
2	MONICA GANDHI	COMPANY SEC	2,825,000	0	0	0	2,825,000
	Total		22,961,000	0	0	0	22,961,000

Number of other directors whose remuneration details to be entered

8

S. No.	Name	Designation	Gross Salary	Commission	Stock Option/ Sweat equity	Others	Total Amount
1	JAIDEEP DINESH I	DIRECTOR	0	0	0	179,000	179,000
2	ANILKUMAR CHAN	DIRECTOR	0	0	0	122,500	122,500
3	KANWALJIT SUDA	DIRECTOR	0	0	0	741,000	741,000
4	RAHUL DURGAPR	DIRECTOR	0	0	0	140,000	140,000
5	TASNEEM ALI	DIRECTOR	0	0	0	140,000	140,000
6	RAJ KISHORE SIN	DIRECTOR	0	0	0	142,000	142,000
7	LARS ERIK JOHAN	DIRECTOR	0	0	0	122,500	122,500
8	AMAL RAJ CHAND	ADDITIONAL DI	0	0	0	0	0
	Total		0	0	0	1,587,000	1,587,000

XI. MATTERS RELATED TO CERTIFICATION OF COMPLIANCES AND DISCLOSURES

- * A. Whether the company has made compliances and disclosures in respect of applicable provisions of the Companies Act, 2013 during the year ☒ Yes ☐ No

B. If No, give reasons/observations

XII. PENALTY AND PUNISHMENT - DETAILS THEREOF

(A) DETAILS OF PENALTIES / PUNISHMENT IMPOSED ON COMPANY/DIRECTORS /OFFICERS ☒ Nil

Name of the company/ directors/ officers	Name of the court/ concerned Authority	Date of Order	Name of the Act and section under which penalised / punished	Details of penalty/ punishment	Details of appeal (if any) including present status

(B) DETAILS OF COMPOUNDING OF OFFENCES ☒ Nil

Name of the company/ directors/ officers	Name of the court/ concerned Authority	Date of Order	Name of the Act and section under which offence committed	Particulars of offence	Amount of compounding (in Rupees)

XIII. Whether complete list of shareholders, debenture holders has been enclosed as an attachment

☒ Yes ☐ No

XIV. COMPLIANCE OF SUB-SECTION (2) OF SECTION 92, IN CASE OF LISTED COMPANIES

In case of a listed company or a company having paid up share capital of Ten Crore rupees or more or turnover of Fifty Crore rupees or more, details of company secretary in whole time practice certifying the annual return in Form MGT-8.

Name

PRASEN NAITHANI

Whether associate or fellow

☐ Associate ☒ Fellow

Certificate of practice number

3389

I/We certify that:

- (a) The return states the facts, as they stood on the date of the closure of the financial year aforesaid correctly and adequately.
(b) Unless otherwise expressly stated to the contrary elsewhere in this Return, the Company has complied with all the provisions of the Act during the financial year.

Declaration

I am Authorised by the Board of Directors of the company vide resolution no. ...

8

dated

26/05/2006

(DD/MM/YYYY) to sign this form and declare that all the requirements of the Companies Act, 2013 and the rules made thereunder in respect of the subject matter of this form and matters incidental thereto have been complied with. I further declare that:

- Whatever is stated in this form and in the attachments thereto is true, correct and complete and no information material to the subject matter of this form has been suppressed or concealed and is as per the original records maintained by the company.
- All the required attachments have been completely and legibly attached to this form.

Note: Attention is also drawn to the provisions of Section 447, section 448 and 449 of the Companies Act, 2013 which provide for punishment for fraud, punishment for false statement and punishment for false evidence respectively.

To be digitally signed by

Director

DIN of the director

00037518

To be digitally signed by

- ☒ Company Secretary
☐ Company secretary in practice

Membership number

Certificate of practice number

Attachments

1. List of share holders, debenture holders
2. Approval letter for extension of AGM;
3. Copy of MGT-8;
4. Optional Attachement(s), if any

Attach

Attach

Attach

Attach

List of attachments

Remove attachment

Modify

Check Form

Prescrutiny

Submit

This eForm has been taken on file maintained by the Registrar of Companies through electronic mode and on the basis of statement of correctness given by the company

Aegis Logistics Limited

Details in respect of shares held by or on behalf of the FIIs/ FPIs.

Sr. No	Name Of FII/FPI	Address	Date Of Incorporation	Country Of Incorporation	No. of Share	% of share holding
1	ABERDEEN STANDARD SICAV I - EMERGING MARKETS SUSTAINABLE AND RESPONSIBLE INVESTMENT EQUITY FUND	BNP PARIBAS HOUSE 1 NORTH AVENUE, MAKER MAXITY BANDRA KURLA COMPLEX, BANDRA EAST MUMBAI			399000	0.1137
2	AMERICAN CENTURY ETF TRUST - AVANTIS EMERGING MARKETS EQUITY FUND	DEUTSCHE BANK AG, DB HOUSE, HAZARIMAL SOMANI MARG, P.O.BOX NO. 1142, FORT MUMBAI			7377	0.0021
3	DFA GLOBAL SUSTAINABILITY CORE EQUITY FUND	STANDARD CHARTERED BANK SECURITIES SERVICES, 3RD FLOOR 23-25 MAHATMA GANDHI ROAD FORT, MUMBAI			5117	0.0015
4	EMERGING MARKETS EX CHINA CORE EQUITY PORTFOLIO OF DFA INVESTMENT DIMENSIONS GROUP INC.	CITIBANK N.A. CUSTODY SERVICES FIFC- 9TH FLOOR, G BLOCK PLOT C-54 AND C- 55, BKC BANDRA - EAST, MUMBAI			9044	0.0026
5	EMERGING MARKETS SMALL CAPITALIZATION EQUITY INDEX FUND B	JPMORGAN CHASE BANK N.A. INDIA SUB CUSTODY 6th FLOOR, PARADIGM B MINDSPACE, MALAD W, MUMBAI			25483	0.0073
6	HAYYAN ALI MALALLAH AL LAWATI	C/O KOTAK MAHINDRA BANK LIMITED KOTAK INFINITI, BLDG.NO.21, 6TH FLR ZONE IV,CUSTODY SERVS,INFINITY PARK GEN. AK VAIDYA MARG, MALAD E, MUMBAI			30500	0.0087
7	ISHARES EMERGING MARKETS IMI EQUITY INDEX FUND	JPMORGAN CHASE BANK N.A. INDIA SUB CUSTODY 6th FLOOR, PARADIGM B MINDSPACE, MALAD W, MUMBAI			12187	0.0035
8	ISHARES INTERNATIONAL DIVIDEND GROWTH ETF	CITIBANK N.A. CUSTODY SERVICES FIFC- 9TH FLOOR, G BLOCK PLOT C-54 AND C- 55, BKC BANDRA - EAST, MUMBAI			8316	0.0024
9	ISHARES MSCI EMERGING MARKETS SMALL-CAP ETF	CITIBANK N.A. CUSTODY SERVICES FIFC- 9TH FLOOR, G BLOCK PLOT C-54 AND C- 55, BKC BANDRA - EAST, MUMBAI			57419	0.0164
10	KOTAK FUNDS - INDIA GROWTH FUND	HSBC SECURITIES SERVICES 11TH FLOOR, BLDG 3, NESCO - IT PARK NESCO COMPLEX, W.E. HIGHWAY GOREGAON (EAST), MUMBAI			88971	0.0253
11	MALABAR SELECT FUND	HSBC SECURITIES SERVICES 11TH FLR, BLDG NO.3, NESCO - IT PARK NESCO COMPLEX, W E HIGHWAY GOREGAON EAST, MUMBAI			6068	0.0017
12	NORTHERN TRUST COLLECTIVE EMERGING MARKETS EX CHINA INVESTABLE MARKET INDEX FUND - NON-LENDING	CITIBANK N.A. CUSTODY SERVICES FIFC- 9TH FLOOR, G BLOCK PLOT C-54 AND C- 55, BKC BANDRA - EAST, MUMBAI			14539	0.0041
13	ALASKA PERMANENT FUND	DEUTSCHE BANK AG DB HOUSE, HAZARIMAL SOMANI MARG POST BOX NO. 1142, FORT MUMBAI			18924	0.0054

14	CALIFORNIA PUBLIC EMPLOYEES' RETIREMENT SYSTEM	DEUTSCHE BANK AG DB HOUSE, HAZARIMAL SOMANI MARG POST BOX NO. 1142, FORT MUMBAI			278166	0.0792
15	DANSKE INVEST SICAV - INDIA	STANDARD CHARTERED BANK SECURITIES SERVICES, 3RD FLOOR 23-25 MAHATMA GANDHI ROAD FORT, MUMBAI			384931	0.1097
16	ELARA GLOBAL FUNDS-ELARA EMERGING MARKETS FUND	ICICI BANK LTD SMS DEPT 1ST FLOOR EMPIRE COMPLEX 414 S B MARG LOWER PAREL MUMBAI MAHARASHTRA			31876	0.0091
17	EMERGING MARKETS CORE EQUITY FUND OF DIMENSIONAL FUNDS ICVC	DEUTSCHE BANK AG, DB HOUSE HAZARIMAL SOMANI MARG, P.O.BOX NO. 1142, FORT MUMBAI			42826	0.0122
18	PUBLIC SECTOR PENSION INVESTMENT BOARD - KOTAK MAHINDRA ASSET MANAGEMENT (SINGAPORE) PTE LTD	CITIBANK N.A. CUSTODY SERVICES FIFC-9TH FLOOR, G BLOCK PLOT C-54 AND C-55, BKC BANDRA - EAST, MUMBAI			521162	0.1485
19	STATE STREET MSCI ACWI EX USA IMI SCREENED NON-LENDING COMMON TRUST FUND	HSBC SECURITIES SERVICES 11TH FLOOR BLDG 3 NESCO IT PARK NESCO COMPLEX W E HIGHWAY GOREGAON EAST MUMBAI			956	0.0003
20	THE EMERGING MARKETS SMALL CAP SERIES OF THE DFA INVESTMENT TRUST COMPANY	CITIBANK N.A. CUSTODY SERVICES FIFC-9TH FLOOR, G BLOCK PLOT C-54 AND C-55, BKC BANDRA - EAST, MUMBAI			508694	0.1449
21	VANGUARD FIDUCIARY TRUST COMPANY INSTITUTIONAL TOTAL INTERNATIONAL STOCK MARKET INDEX TRUST II	JPMORGAN CHASE BANK N.A. INDIA SUB CUSTODY 6th FLOOR, PARADIGM B MINDSPACE, MALAD W, MUMBAI			706146	0.2012
22	ABERDEEN EMERGING MARKETS SUSTAINABLE LEADERS FUND	HSBC SECURITIES SERVICES 11TH FLOOR BLDG 3 NESCO IT PARK NESCO COMPLEX W E HIGHWAY GOREGAON EAST MUMBAI			427000	0.1217
23	ABERDEEN NEW INDIA INVESTMENT TRUST PLC	BNP PARIBAS HOUSE 1 NORTH AVENUE, MAKER MAXITY BANDRA KURLA COMPLEX, BANDRA EAST MUMBAI			3095715	0.882
24	ABERDEEN STANDARD ASIA FOCUS PLC	BNP PARIBAS HOUSE 1 NORTH AVENUE, MAKER MAXITY BANDRA KURLA COMPLEX, BANDRA EAST MUMBAI			5127720	1.4609
25	ALPS/KOTAK INDIA GROWTH FUND	HSBC SECURITIES SERVICES 11TH FLOOR, BLDG 3, NESCO - IT PARK NESCO COMPLEX, W.E. HIGHWAY GOREGAON (EAST), MUMBAI			1002198	0.2855
26	AMERICAN CENTURY ETF TRUST-AVANTIS EMERGING MARKETS EQUITY ETF	DEUTSCHE BANK AG, DB HOUSE, HAZARIMAL SOMANI MARG, P.O.BOX NO. 1142, FORT MUMBAI			24783	0.0071
27	BVK PERSONALVORSORGE DES KANTONS ZURICH	JPMORGAN CHASE BANK N.A. INDIA SUB CUSTODY 6th FLOOR, PARADIGM B MINDSPACE, MALAD W, MUMBAI			81533	0.0232
28	DIMENSIONAL EMERGING CORE EQUITY MARKET ETF OF DIMENSIONAL ETF TRUST	CITIBANK N.A. CUSTODY SERVICES FIFC-9TH FLOOR, G BLOCK PLOT C-54 AND C-55, BKC BANDRA - EAST, MUMBAI			7255	0.0021

29	ELARA INDIA OPPORTUNITIES FUND LIMITED	C/O. ICICI BANK LTD., SMS 1ST FLOOR, EMPIRE COMPLEX 414, SENAPATI BAPAT MARG LOWER PAREL, MUMBAI			2933472	0.8357
30	GOLDMAN SACHS (SINGAPORE) PTE. - ODI	STANDARD CHARTERED BANK SECURITIES SERVICES OPERATIONS 3RD FLOOR, 23-25, M.G ROAD FORT, MUMBAI, INDIA			15623	0.0045
31	INDIA MAX INVESTMENT FUND LIMITED	ICICI BANK LTD SMS DEPT 1ST FLOOR EMPIRE COMPLEX 414 S B MARG LOWER PAREL MUMBAI MAHARASHTRA			45000	0.0128
32	ISHARES INDIA SC MAURITIUS COMPANY	CITIBANK N.A. CUSTODY SERVICES FIFC-9TH FLOOR, G BLOCK PLOT C-54 AND C-55, BKC BANDRA - EAST, MUMBAI			221852	0.0632
33	NORTHERN TRUST COLLECTIVE EMERGING MARKETS SMALL CAP INDEX FUND- NON LENDING	CITIBANK N.A. CUSTODY SERVICES FIFC-9TH FLOOR, G BLOCK PLOT C-54 AND C-55, BKC BANDRA - EAST, MUMBAI			134932	0.0384
34	CASSINI PARTNERS, L.P. MANAGED BY HABROK CAPITAL MANAGEMENT LLP	CITIBANK N.A. CUSTODY SERVICES FIFC-9TH FLOOR, G BLOCK PLOT C-54 AND C-55, BKC BANDRA - EAST, MUMBAI			2860000	0.8148
35	DELA DEPOSITARY & ASSET MANAGEMENT B.V. AS RESPONSIBLE ENTITY TO DELA EQUITY FUND 5	CITIBANK N.A. CUSTODY SERVICES FIFC-9TH FLOOR, G BLOCK PLOT C-54 AND C-55, BKC BANDRA - EAST, MUMBAI			14742	0.0042
36	EMERGING MARKETS CORE EQUITY PORTFOLIO (THE PORTFOLIO) OF DFA INVESTMENT DIMENSIONS GROUP INC. (DFAIDG)	CITIBANK N.A. CUSTODY SERVICES FIFC-9TH FLOOR, G BLOCK PLOT C-54 AND C-55, BKC BANDRA - EAST, MUMBAI			613620	0.1748
37	EMERGING MARKETS SMALL CAPITALIZATION EQUITY INDEX FUND	JPMORGAN CHASE BANK N.A. INDIA SUB CUSTODY 6th FLOOR, PARADIGM B MINDSPACE, MALAD W, MUMBAI			264462	0.0753
38	EMERGING MARKETS SUSTAINABILITY CORE EQUITY FUND OF DIMENSIONAL FUNDS PLC	CITIBANK N.A. CUSTODY SERVICES FIFC-9TH FLOOR, G BLOCK PLOT C-54 AND C-55, BKC BANDRA - EAST, MUMBAI			2359	0.0007
39	HENDRIK SAMNARAIN KALKA	SEBASTIAN CRT FL 12 TRIQ IT-TURISTI SAN PAWL IL-BAHAR MALTA SPB1029			1312	0.0004
40	ICG Q LIMITED	KOTAK MAHINDRA BANK LIMITED KOTAK INFINITI, BLDG.NO.21, 6TH FLR ZONE IV,CUSTODY SERVS,INFINITY PARK GEN. AK VAIDYA MARG, MALAD E, MUMBAI			852314	0.2428
41	INDIA CAPITAL GROWTH FUND LIMITED	KOTAK MAHINDRA BANK LIMITED KOTAK INFINITI BLDG N. 21 2ND FLR ZONE I CUSTODY SERVS INFINITY PARK GEN A.K.VAIDYA MARG MALAD E MUMBAI			458686	0.1307
42	ISHARES MSCI EM SMALL CAP UCITS ETF	CITIBANK N.A. CUSTODY SERVICES FIFC-9TH FLOOR, G BLOCK PLOT C-54 AND C-55, BKC BANDRA - EAST, MUMBAI			45478	0.013
43	LEGAL AND GENERAL ASSURANCE (PENSION MANAGEMENT) LIMITED	CITIBANK N.A. CUSTODY SERVICES FIFC-9TH FLOOR, G BLOCK PLOT C-54 AND C-55, BKC BANDRA - EAST, MUMBAI			8119	0.0023

44	UPS GROUP TRUST	DEUTSCHE BANK AG, DB HOUSE HAZARIMAL SOMANI MARG, P.O.BOX NO. 1142, FORT MUMBAI			36965	0.0105
45	VANGUARD FTSE ALL-WORLD EX- US SMALL-CAP INDEXFUND	DEUTSCHE BANK AG DB HOUSE, HAZARIMAL SOMANI MARG POST BOX NO. 1142, FORT MUMBAI			463598	0.1321
46	AMG TIMESSQUARE EMERGING MARKETS SMALL CAP FUND	DEUTSCHE BANK AG, DB HOUSE HAZARIMAL SOMANI MARG, P.O.BOX NO. 1142, FORT MUMBAI			44100	0.0126
47	ASIA PACIFIC PERFORMANCE	CITIBANK N.A. CUSTODY SERVICES FIFC- 9TH FLOOR, G BLOCK PLOT C-54 AND C- 55, BKC BANDRA - EAST, MUMBAI			25721	0.0073
48	DIMENSIONAL WORLD EX U.S. CORE EQUITY 2 ETF OF DIMENSIONAL ETF TRUST	CITIBANK N.A. CUSTODY SERVICES FIFC- 9TH FLOOR, G BLOCK PLOT C-54 AND C- 55, BKC BANDRA - EAST, MUMBAI			18449	0.0053
49	ISHARES CORE EMERGING MARKETS MAURITIUS CO	CITIBANK N.A. CUSTODY SERVICES FIFC- 9TH FLOOR, G BLOCK PLOT C-54 AND C- 55, BKC BANDRA - EAST, MUMBAI			1521758	0.4335
50	JOHN HANCOCK FUNDS II EMERGING MARKETS FUND	CITIBANK N.A. CUSTODY SERVICES FIFC- 9TH FLOOR, G BLOCK PLOT C-54 AND C- 55, BKC BANDRA - EAST, MUMBAI			7126	0.002
51	MERCER QIF FUND PLC- MERCER INVESTMENT FUND 1	DEUTSCHE BANK AG, DB HOUSE HAZARIMAL SOMANI MARG, P.O.BOX NO. 1142, FORT MUMBAI			13752	0.0039
52	QSUPER MANAGED BY STATE STREET GLOBAL ADVISORS, AUSTRALIA LIMITED - SUQP	CITIBANK N.A. CUSTODY SERVICES FIFC- 9TH FLOOR, G BLOCK PLOT C-54 AND C- 55, BKC BANDRA - EAST, MUMBAI			21812	0.0062
53	SPDR S&P EMERGING MARKETS SMALL CAP ETF	HSBC SECURITIES SERVICES 11TH FLOOR BLDG 3 NESCO IT PARK NESCO COMPLEX W E HIGHWAY GOREGAON EAST MUMBAI			115104	0.0328
54	SSGA SPDR ETFs EUROPE I PUBLIC LIMITED COMPANY - SPDR MSCI EMERGING MARKETS SMALL CAP UCITS ETF	DEUTSCHE BANK AG, DB HOUSE HAZARIMAL SOMANI MARG, P.O.BOX NO. 1142, FORT MUMBAI			25006	0.0071
55	SSGA SPDR ETFS EUROPE II PLC- SPDR MORNINGSTAR MULTI- ASSET GLOBAL INFRASTRUCTURE UCITS ETF	DEUTSCHE BANK AG, DB HOUSE HAZARIMAL SOMANI MARG, P.O.BOX NO. 1142, FORT MUMBAI			15861	0.0045
56	TIZIANA GMBH	HSBC SECURITIES SERVICES 11TH FLOOR, BLDG 3, NESCO - IT PARK NESCO COMPLEX, W.E. HIGHWAY GOREGAON (EAST), MUMBAI			3114	0.0009
57	UBS PRINCIPAL CAPITAL ASIA LTD	STANDARD CHARTERED BANK Securities Services, 3rd Floor 23-25 MAHATMA GANDHI ROAD FORT, MUMBAI			643	0.0002
58	238 PLAN ASSOCIATES LLC	CITIBANK N.A. CUSTODY SERVICES FIFC- 9TH FLOOR, G BLOCK PLOT C-54 AND C- 55, BKC BANDRA - EAST, MUMBAI			690000	0.1966

59	ADVISORY RESEARCH EMERGING MARKETS OPPORTUNITIES FUND	CITIBANK N.A. CUSTODY SERVICES FIFC-9TH FLOOR, G BLOCK PLOT C-54 AND C-55, BKC BANDRA - EAST, MUMBAI			106866	0.0304
60	BOFA SECURITIES EUROPE SA	CITIBANK N.A. CUSTODY SERVICES FIFC-9TH FLOOR, G BLOCK PLOT C-54 AND C-55, BKC BANDRA - EAST, MUMBAI			882	0.0003
61	CITY OF NEW YORK GROUP TRUST	HSBC SECURITIES SERVICES 11TH FLOOR BLDG 3 NESCO IT PARK NESCO COMPLEX W E HIGHWAY GOREGAON EAST MUMBAI			69941	0.0199
62	EMERGING MARKETS SMALL CAPITALIZATION EQUITY INDEX NON-LENDABLE FUND	JPMORGAN CHASE BANK N.A. INDIA SUB CUSTODY 6th FLOOR, PARADIGM B MINDSPACE, MALAD W, MUMBAI			471127	0.1342
63	EMERGING MARKETS TARGETED VALUE PORTFOLIO	CITIBANK N.A. CUSTODY SERVICES FIFC-9TH FLOOR, G BLOCK PLOT C-54 AND C-55, BKC BANDRA - EAST, MUMBAI			15179	0.0043
64	MOTILAL OSWAL INDIA FUND	CITIBANK N.A. CUSTODY SERVICES FIFC-9TH FLOOR, G BLOCK PLOT C-54 AND C-55, BKC BANDRA - EAST, MUMBAI			186051	0.053
65	STATE STREET GLOBAL ALL CAP EQUITY EX-US INDEX PORTFOLIO	DEUTSCHE BANK AG, DB HOUSE HAZARIMAL SOMANI MARG, P.O.BOX NO. 1142, FORT MUMBAI			15946	0.0045
66	STATE STREET GLOBAL SMALL CAP EQUITY EX-U.S. INDEX NON-LENDING SERIES FUND	HSBC SECURITIES SERVICES 11TH FLOOR BLDG 3 NESCO IT PARK NESCO COMPLEX W E HIGHWAY GOREGAON EAST MUMBAI			217834	0.0621
67	STATE STREET MSCI EMERGING MARKETS SMALL CAP INDEX SECURITIES LENDING FUND	HSBC SECURITIES SERVICES 11TH FLOOR BLDG 3 NESCO IT PARK NESCO COMPLEX W E HIGHWAY GOREGAON EAST MUMBAI			58983	0.0168
68	THE REGENTS OF THE UNIVERSITY OF CALIFORNIA - STATE STREET GLOBAL ADVISORS	DEUTSCHE BANK AG, DB HOUSE HAZARIMAL SOMANI MARG, P.O.BOX NO. 1142, FORT MUMBAI			85649	0.0244
69	UTAH STATE RETIREMENT SYSTEMS	CITIBANK N.A. CUSTODY SERVICES FIFC-9TH FLOOR, G BLOCK PLOT C-54 AND C-55, BKC BANDRA - EAST, MUMBAI			5628	0.0016
70	CITY OF LOS ANGELES FIRE AND POLICE PENSION PLAN	CITIBANK N.A. CUSTODY SERVICES FIFC-9TH FLOOR, G BLOCK PLOT C-54 AND C-55, BKC BANDRA - EAST, MUMBAI			20213	0.0058
71	DANSKE INVEST INDIA FUND	HSBC SECURITIES SERVICES 11TH FLR, BLDG NO.3, NESCO - IT PARK NESCO COMPLEX, W E HIGHWAY GOREGAON EAST, MUMBAI			148301	0.0423
72	DFA INTERNATIONAL VECTOR EQUITY FUND	STANDARD CHARTERED BANK SECURITIES SERVICES, 3RD FLOOR 23-25 MAHATMA GANDHI ROAD FORT, MUMBAI			8890	0.0025
73	DIMENSIONAL FUNDS PLC - MULTI-FACTOR EQUITY FUND	DEUTSCHE BANK AG, DB HOUSE HAZARIMAL SOMANI MARG, P.O.BOX NO. 1142, FORT MUMBAI			11884	0.0034

74	EMERGING MARKETS SOCIAL CORE EQUITY PORTFOLIO OF DFA INVESTMENT DIMENSIONS GROUP INC.	CITIBANK N.A. CUSTODY SERVICES FIFC-9TH FLOOR, G BLOCK PLOT C-54 AND C-55, BKC BANDRA - EAST, MUMBAI			60489	0.0172
75	HABROK INDIA MASTER LP	KOTAK MAHINDRA BANK LIMITED KOTAK INFINITI, BLDG.NO.21, 2ND FLR ZONE I ,CUSTODY SERVS,INFINITY PARK GEN. AK VAIDYA MARG, MALAD E, MUMBAI			2111347	0.6015
76	INDIA BLUECHIP (MAURITIUS) LTD	HSBC SECURITIES SERVICES 11TH FLR, BLDG NO.3, NESCO - IT PARK NESCO COMPLEX, W E HIGHWAY GOREGAON EAST, MUMBAI			166240	0.0474
77	K INDIA OPPORTUNITIES FUND LIMITED CLASS S	KOTAK MAHINDRA BANK LIMITED KOTAK INFINITI BLDG N. 21 2ND FLR ZONE I CUSTODY SERVS INFINITY PARK GEN A.K.VAIDYA MARG MALAD E MUMBAI			864464	0.2463
78	PUBLIC EMPLOYEES RETIREMENT SYSTEM OF OHIO	HSBC SECURITIES SERVICES 11TH FLOOR, BLDG 3, NESCO - IT PARK NESCO COMPLEX, W.E. HIGHWAY GOREGAON (EAST), MUMBAI			40684	0.0116
79	SRI SILVERDALE OPPORTUNITIES FUND	C/O VISTRA (MAURITIUS) LIMITED 3RD FLOOR 355 NEX RUE DU SAVOIR CYBERCITY EBENE			19000	0.0054
80	VANGUARD FIDUCIARY TRUST COMPANY INSTITUTIONAL TOTAL INTERNATIONAL STOCK MARKET INDEX TRUST	JPMORGAN CHASE BANK N.A. INDIA SUB CUSTODY 6th FLOOR, PARADIGM B MINDSPACE, MALAD W, MUMBAI			66948	0.0191
81	WISDOMTREE INDIA INVESTMENT PORTFOLIO, INC.	CITIBANK N.A. CUSTODY SERVICES FIFC-9TH FLOOR, G BLOCK PLOT C-54 AND C-55, BKC BANDRA - EAST, MUMBAI			103999	0.0296
82	USAA MUTUAL FUNDS TRUST, EMERGING MARKETS FUND	CITIBANK N.A. CUSTODY SERVICES FIFC-9TH FLOOR, G BLOCK PLOT C-54 AND C-55, BKC BANDRA - EAST, MUMBAI			140011	0.0399
83	QUADRATURE CAPITAL VECTOR SP LIMITED	JPMORGAN CHASE BANK N.A., INDIA SUB CUSTODY, 6th FLOOR, PARADIGM B, MINDSPACE, MALAD W, MUMBAI			1529	0.0004
84	VANGUARD EMERGING MARKETS STOCK INDEX FUND, A SERIES OF VANGUARD INTERNATIONAL EQUITY INDEX FUNDS	JPMORGAN CHASE BANK N.A. INDIA SUB CUSTODY 6th FLOOR, PARADIGM B MINDSPACE, MALAD W, MUMBAI			1840885	0.5245
85	WISDOMTREE EMERGING MARKETS SMALLCAP DIVIDEND FUND	CITIBANK N.A. CUSTODY SERVICES FIFC-9TH FLOOR, G BLOCK PLOT C-54 AND C-55, BKC BANDRA - EAST, MUMBAI			316474	0.0902
86	ABERDEEN STANDARD SICAV I - ASIAN SMALLER COMPANIES FUND	BNP PARIBAS HOUSE 1 NORTH AVENUE, MAKER MAXITY BANDRA KURLA COMPLEX, BANDRA EAST MUMBAI			3445387	0.9816
87	ABERDEEN STANDARD SICAV I - EMERGING MARKETS INFRASTRUCTURE EQUITY FUND	BNP PARIBAS HOUSE 1 NORTH AVENUE, MAKER MAXITY BANDRA KURLA COMPLEX, BANDRA EAST MUMBAI			373877	0.1065

88	ACM INDIA FOCUS FUND LTD.	ICICI BANK LTD. SMS DEPT., 1ST FLOOR 414, EMPIRE COMPLEX, S. B. MARG LOWER PAREL, MUMBAI.			27650	0.0079
89	COLLEGE RETIREMENT EQUITIES FUND - STOCK ACCOUNT	DEUTSCHE BANK AG DB HOUSE, HAZARIMAL SOMANI MARG POST BOX NO. 1142, FORT MUMBAI			153958	0.0439
90	COPTHALL MAURITIUS INVESTMENT LIMITED - NON ODI ACCOUNT	JPMORGAN CHASE BANK N.A. INDIA SUB CUSTODY 6th FLOOR, PARADIGM B MINDSPACE, MALAD W, MUMBAI			6589	0.0019
91	DFA INTERNATIONAL CORE EQUITY FUND	STANDARD CHARTERED BANK SECURITIES SERVICES, 3RD FLOOR 23-25 MAHATMA GANDHI ROAD FORT, MUMBAI			16518	0.0047
92	ELM PARK FUND LIMITED	ICICI BANK LIMITED SMS DEPT., 1 ST FLOOR EMPIRE COMPLEX, 414, S. B. MARG LOWER PAREL (W), MUMBAI.			10000	0.0028
93	EMERGING MARKETS SUSTAINABILITY CORE 1 PORTFOLIO	CITIBANK N.A. CUSTODY SERVICES FIFC- 9TH FLOOR, G BLOCK PLOT C-54 AND C- 55, BKC BANDRA - EAST, MUMBAI			37430	0.0107
94	EMERGING MARKETS TARGETED VALUE FUND OF THE DIMENSIONAL FUNDS II PUBLIC LIMITED COMPANY	DEUTSCHE BANK AG, DB HOUSE HAZARIMAL SOMANI MARG, P.O.BOX NO. 1142, FORT MUMBAI			17328	0.0049
95	FLEXSHARES MORNINGSTAR EMERGING MARKETS FACTOR TILT INDEX FUND	JPMORGAN CHASE BANK N.A. INDIA SUB CUSTODY 6th FLOOR, PARADIGM B MINDSPACE, MALAD W, MUMBAI			7	0
96	GOVERNMENT PENSION FUND GLOBAL	CITIBANK N.A. CUSTODY SERVICES FIFC- 9TH FLOOR, G BLOCK PLOT C-54 AND C- 55, BKC BANDRA - EAST, MUMBAI			8921045	2.5416
97	INTERNATIONAL MONETARY FUND	CITIBANK N.A. CUSTODY SERVICES FIFC- 9TH FLOOR, G BLOCK PLOT C-54 AND C- 55, BKC BANDRA - EAST, MUMBAI			11997	0.0034
98	PREMIER INVESTMENT FUND LIMITED	C/O KOTAK MAHINDRA BANK LIMITED KOTAK INFINITI, BLDG.NO.21, 6TH FLR ZONE IV,CUSTODY SERVS, INFINITY PARK GEN. AK VAIDYA MARG, MALAD E, MUMBAI			2367087	0.6744
99	STATE STREET MSCI EMERGING MARKETS SMALL CAP INDEX NON- LENDING COMMON TRUST FUND	HSBC SECURITIES SERVICES 11TH FLOOR BLDG 3 NESCO IT PARK NESCO COMPLEX W E HIGHWAY GOREGAON EAST MUMBAI			70109	0.02
100	VANGUARD INVESTMENTS FUNDS ICVC-VANGUARD FTSE GLOBAL ALL CAP INDEX FUND	DEUTSCHE BANK AG, DB HOUSE HAZARIMAL SOMANI MARG, P.O.BOX NO. 1142, FORT MUMBAI			3617	0.001
101	WISDOM TREE ISSUER PLC - WISDOM TREE EMERGING MARKETS SMALLCAP DIVIDEND UCITS ETF	CITIBANK N.A. CUSTODY SERVICES FIFC- 9TH FLOOR, G BLOCK PLOT C-54 AND C- 55, BKC BANDRA - EAST, MUMBAI			3762	0.0011
102	WORLD EX U.S. CORE EQUITY PORTFOLIO OF DFA INVESTMENT DIMENSIONS GROUP INC.	CITIBANK N.A. CUSTODY SERVICES FIFC- 9TH FLOOR, G BLOCK PLOT C-54 AND C- 55, BKC BANDRA - EAST, MUMBAI			20608	0.0059
103	WORLD EX U.S. TARGETED VALUE PORTFOLIO OF DFA INVESTMENT DIMENSIONS GROUP INC.	CITIBANK N.A. CUSTODY SERVICES FIFC- 9TH FLOOR, G BLOCK PLOT C-54 AND C- 55, BKC BANDRA - EAST, MUMBAI			21870	0.0062

104	VANGUARD TOTAL WORLD STOCK INDEX FUND	DEUTSCHE BANK AG DB HOUSE, HAZARIMAL SOMANI MARG POST BOX NO. 1142, FORT MUMBAI			54258	0.0155
105	ISHARES CORE MSCI EM IMI UCITS ETF	CITIBANK N.A. CUSTODY SERVICES FIFC-9TH FLOOR, G BLOCK PLOT C-54 AND C-55, BKC BANDRA - EAST, MUMBAI			261296	0.0744
106	J O HAMBRO CAPITAL MANAGEMENT UMBRELLA FUND PLC J O HAMBRO CAPITAL MANAGEMENT ASIA EX - JAPAN SMALL AND MID CAP FUND	STANDARD CHARTERED BANK SECURITIES SERVICES, 3RD FLOOR 23-25 MAHATMA GANDHI ROAD FORT, MUMBAI			142835	0.0407
107	NORTHERN TRUST COMMON ALL COUNTRY WORLD EX-US INVESTABLE MARKET INDEX FUND-NON LENDING	CITIBANK N.A. CUSTODY SERVICES FIFC-9TH FLOOR, G BLOCK PLOT C-54 AND C-55, BKC BANDRA - EAST, MUMBAI			2539	0.0007
108	PUBLIC EMPLOYEES RETIREMENT ASSOCIATION OF NEW MEXICO	HSBC SECURITIES SERVICES 11TH FLR, BLDG NO.3, NESCO - IT PARK NESCO COMPLEX, W E HIGHWAY GOREGAON EAST, MUMBAI			6642	0.0019
109	THE INDIA FUND INC	HSBC SECURITIES SERVICES 11TH FLOOR BLDG 3 NESCO IT PARK NESCO COMPLEX W E HIGHWAY GOREGAON EAST MUMBAI			3448500	0.9825
110	VANGUARD TOTAL INTERNATIONAL STOCK INDEX FUND	JPMORGAN CHASE BANK N.A. INDIA SUB CUSTODY 6th FLOOR, PARADIGM B MINDSPACE, MALAD W, MUMBAI			1804415	0.5141

IX. MEETINGS OF MEMBERS/CLASS OF MEMBERS/BOARD/COMMITTEES OF THE BOARD OF DIRECTORS
C. COMMITTEE MEETINGS

Number of meetings held

74

Sr. No.	Type of Meeting	Date of Meeting	Total No. of Members as on the date of the meeting	Attendance	
				No. of Members attended	as %age of total members
1	AUDIT COMMITTEE MEETING	27/05/2021	3	3	100.00
2	AUDIT COMMITTEE MEETING	29/07/2021	3	2	66.67
3	AUDIT COMMITTEE MEETING	21/09/2021	3	2	66.67
4	AUDIT COMMITTEE MEETING	27/10/2021	3	2	66.67
5	AUDIT COMMITTEE MEETING	17/01/2022	3	2	66.67
6	AUDIT COMMITTEE MEETING	10/02/2022	3	2	66.67
7	STAKEHOLDER'S RELATIONSHIP COMMITTEE MEETING	27/05/2021	3	2	66.67
8	STAKEHOLDER'S RELATIONSHIP COMMITTEE MEETING	29/07/2021	3	2	66.67
9	STAKEHOLDER'S RELATIONSHIP COMMITTEE MEETING	27/10/2021	3	2	66.67
10	STAKEHOLDER'S RELATIONSHIP COMMITTEE MEETING	10/02/2022	3	2	66.67
11	CORPORATE SOCIAL RESPONSIBILITY COMMITTEE MEETING	21-03-2022	3	2	66.67
12	INDEPENDENT DIRECTORS' MEETING	10-02-2022	5	5	100.00
13	NOMINATION & REMUNERATION COMMITTEE	27-05-2021	3	3	100.00
14	RISK MANAGEMENT COMMITTEE	27-10-2022	3	2	66.67
15	RISK MANAGEMENT COMMITTEE	10-02-2022	3	2	66.67
16	OCUPATIONAL HEALTH SAFETY & ENVIRONMENT COMMITTEE	01/04/2021	4	3	75.00
17	OCUPATIONAL HEALTH SAFETY & ENVIRONMENT COMMITTEE	10/04/2021	4	3	75.00
18	OCUPATIONAL HEALTH SAFETY & ENVIRONMENT COMMITTEE	03/05/2021	4	3	75.00
19	OCUPATIONAL HEALTH SAFETY & ENVIRONMENT COMMITTEE	17/05/2021	4	3	75.00
20	OCUPATIONAL HEALTH SAFETY & ENVIRONMENT COMMITTEE	03/06/2021	4	3	75.00
21	OCUPATIONAL HEALTH SAFETY & ENVIRONMENT COMMITTEE	15/06/2021	4	3	75.00
22	OCUPATIONAL HEALTH SAFETY & ENVIRONMENT COMMITTEE	24/06/2021	4	3	75.00
23	OCUPATIONAL HEALTH SAFETY & ENVIRONMENT COMMITTEE	01/07/2021	4	3	75.00
24	OCUPATIONAL HEALTH SAFETY & ENVIRONMENT COMMITTEE	15/07/2021	4	3	75.00
25	OCUPATIONAL HEALTH SAFETY & ENVIRONMENT COMMITTEE	03/08/2021	4	3	75.00
26	OCUPATIONAL HEALTH SAFETY & ENVIRONMENT COMMITTEE	17/08/2021	4	3	75.00
27	OCUPATIONAL HEALTH SAFETY & ENVIRONMENT COMMITTEE	01/09//2021	4	3	75.00
28	OCUPATIONAL HEALTH SAFETY & ENVIRONMENT COMMITTEE	13/09/2021	3	3	100.00
29	OCUPATIONAL HEALTH SAFETY & ENVIRONMENT COMMITTEE	22/09/2021	3	3	100.00
30	OCUPATIONAL HEALTH SAFETY & ENVIRONMENT COMMITTEE	01/10/2021	3	3	100.00
31	OCUPATIONAL HEALTH SAFETY & ENVIRONMENT COMMITTEE	14/10/2021	3	3	100.00
32	OCUPATIONAL HEALTH SAFETY & ENVIRONMENT COMMITTEE	02/11/2021	3	3	100.00
33	OCUPATIONAL HEALTH SAFETY & ENVIRONMENT COMMITTEE	16/11/2021	3	3	100.00
34	OCUPATIONAL HEALTH SAFETY & ENVIRONMENT COMMITTEE	02/12/2021	3	3	100.00
35	OCUPATIONAL HEALTH SAFETY & ENVIRONMENT COMMITTEE	13/12/2021	3	3	100.00
36	OCUPATIONAL HEALTH SAFETY & ENVIRONMENT COMMITTEE	23/12/2021	3	3	100.00
37	OCUPATIONAL HEALTH SAFETY & ENVIRONMENT COMMITTEE	03/01/2022	3	3	100.00
38	OCUPATIONAL HEALTH SAFETY & ENVIRONMENT COMMITTEE	17/01/2022	3	3	100.00
39	OCUPATIONAL HEALTH SAFETY & ENVIRONMENT COMMITTEE	01/02/2022	3	3	100.00
40	OCUPATIONAL HEALTH SAFETY & ENVIRONMENT COMMITTEE	11/02/2022	3	3	100.00
41	OCUPATIONAL HEALTH SAFETY & ENVIRONMENT COMMITTEE	21/02/2022	3	3	100.00
42	OCUPATIONAL HEALTH SAFETY & ENVIRONMENT COMMITTEE	01/03/2022	3	3	100.00
43	OCUPATIONAL HEALTH SAFETY & ENVIRONMENT COMMITTEE	15/03/2022	3	3	100.00
44	SHARE TRANSFER COMMITTEE MEETING	07/04/2021	3	2	66.67
45	SHARE TRANSFER COMMITTEE MEETING	28/04/2021	3	2	66.67
46	SHARE TRANSFER COMMITTEE MEETING	12/05/2021	3	2	66.67
47	SHARE TRANSFER COMMITTEE MEETING	26/05/2021	3	2	66.67
48	SHARE TRANSFER COMMITTEE MEETING	23/06/2021	3	2	66.67
49	SHARE TRANSFER COMMITTEE MEETING	30/06/2021	3	2	66.67
50	SHARE TRANSFER COMMITTEE MEETING	14/07/2021	3	2	66.67
51	SHARE TRANSFER COMMITTEE MEETING	21/07/2021	3	2	66.67
52	SHARE TRANSFER COMMITTEE MEETING	28/07/2021	3	2	66.67
53	SHARE TRANSFER COMMITTEE MEETING	04/08/2021	3	2	66.67
54	SHARE TRANSFER COMMITTEE MEETING	18/08/2021	3	2	66.67
55	SHARE TRANSFER COMMITTEE MEETING	25/08/2021	3	2	66.67
56	SHARE TRANSFER COMMITTEE MEETING	08/09/2021	3	2	66.67
57	SHARE TRANSFER COMMITTEE MEETING	22/09/2021	3	2	66.67
58	SHARE TRANSFER COMMITTEE MEETING	06/10/2021	3	2	66.67
59	SHARE TRANSFER COMMITTEE MEETING	13/10/2021	3	2	66.67
60	SHARE TRANSFER COMMITTEE MEETING	10-11-2021	3	2	66.67
61	SHARE TRANSFER COMMITTEE MEETING	17-11-2021	3	2	66.67
62	SHARE TRANSFER COMMITTEE MEETING	24-11-2021	3	2	66.67
63	SHARE TRANSFER COMMITTEE MEETING	01-12-2021	3	2	66.67
64	SHARE TRANSFER COMMITTEE MEETING	15-12-2021	3	2	66.67
65	SHARE TRANSFER COMMITTEE MEETING	22-12-2021	3	2	66.67
66	SHARE TRANSFER COMMITTEE MEETING	29-12-2021	3	2	66.67
67	SHARE TRANSFER COMMITTEE MEETING	05-01-2022	3	2	66.67
68	SHARE TRANSFER COMMITTEE MEETING	27-01-2022	3	2	66.67
69	SHARE TRANSFER COMMITTEE MEETING	02-02-2022	3	2	66.67
70	SHARE TRANSFER COMMITTEE MEETING	18-02-2022	3	2	66.67
71	SHARE TRANSFER COMMITTEE MEETING	23-02-2022	3	2	66.67
72	SHARE TRANSFER COMMITTEE MEETING	16-03-2022	3	2	66.67
73	SHARE TRANSFER COMMITTEE MEETING	23-03-2022	3	2	66.67
74	SHARE TRANSFER COMMITTEE MEETING	30-03-2022	3	2	66.67