



67th Annual Report 2023–2024

Aegis Logistics Ltd.

Vision

To support India's transition towards
a more sustainable future.

Mission

To store and distribute bulk liquids and
gases in a safe, sustainable manner.

Corporate Information

Board of Directors

Chairman & Managing Director

Raj K. Chandaria

Directors

Amal R. Chandaria

Anilkumar M. Chandaria (upto April 10, 2024)

Raj Kishore Singh

Kanwaljit S. Nagpal

Rahul D. Asthana

Lars Erik Johansson

Jaideep D. Khimasia

Tasneem Ali

Company Secretary

Monica T. Gandhi

Key Management Team

Chief Executive Officer

Sudhir O. Malhotra

President (Business Development)

Rajiv Chohan

President (Strategic Planning)

Keshav Shenoy

Chief Financial Officer

Murad M. Moledina

Auditors

M/s. CNK & Associates LLP
Chartered Accountants, Mumbai

Bankers

Bank of Baroda
HDFC Bank Limited
Kotak Mahindra Bank Limited

Registered Office

502, Skylon, G.I.D.C.,
Char Rasta, Vapi-396 195,
Dist. Valsad, Gujarat

Corporate & Administrative Office

1202, 12th Floor, Tower B,
Peninsula Business Park,
Ganpatrao Kadam Marg,
Lower Parel (West),
Mumbai - 400 013
Tel. : 022-6666 3666, Fax : 022-6666 3777
www.aegisindia.com

Terminal Locations

Plot No. 72, Mahul Village,
Trombay, Mumbai - 400 074

Ambapada, Village Mahul,
Taluka Kurla, Dist. Mumbai

Haldia Dock Complex, Mouza
Chiranjibpur, Dist. Purba Medinipur,
West Bengal

Port of Pipavav, Post Ucchaiya,
Via Rajula, Dist. Amreli, Gujarat – 365560

Kandla Port Trust, Near Jawaharlal Road,
Gandhidham, Kutch, Gujarat

Padukodi, Thannirbhavi, Mangalore.

Willingdon Island, Kochi - 682 029

Registrar & Share Transfer Agents

Link Intime India Pvt. Limited.
C 101, 247 Park, L. B. S. Marg,
Vikhroli (West), Mumbai - 400 078
Tel. : 08108116767
Email : rnt.helpdesk@linkintime.co.in

Introduction

Financial Overview	02
Management Discussion & Analysis Report	03
Five Year Financial Report	08
Directors' Report	09
Business Responsibility and Sustainability Report	42
Report on Corporate Governance	80

Financial Section (Standalone)

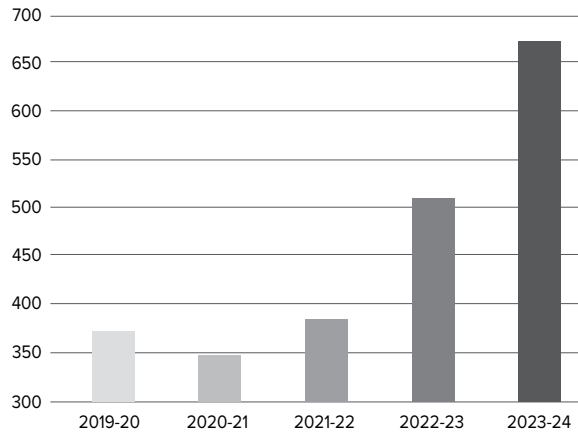
Auditor's Report	106
Balance Sheet	118
Statement of Profit & Loss	119
Cash Flow Statement	120
Statement of changes in equity	122
Notes to the Financial Statements	123

Financial Statements (Consolidated)

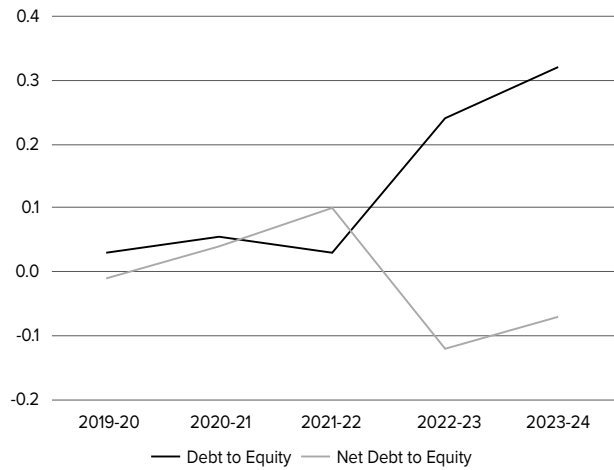
Auditor's Report	177
Balance Sheet	186
Statement of Profit & Loss	187
Cash Flow Statement	188
Statement of changes in equity	190
Notes to the Financial Statements	191

Financial Overview

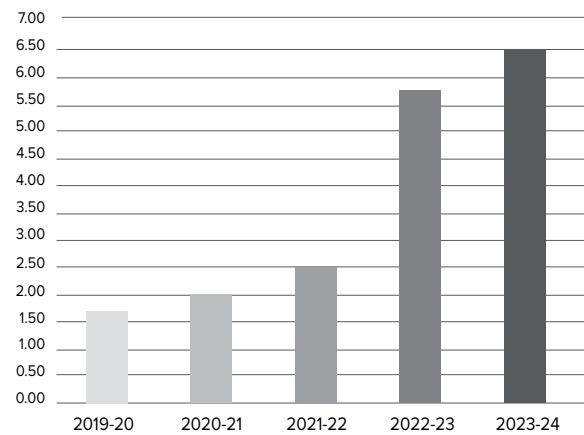
Profit After Tax (Rs. in Cr.)



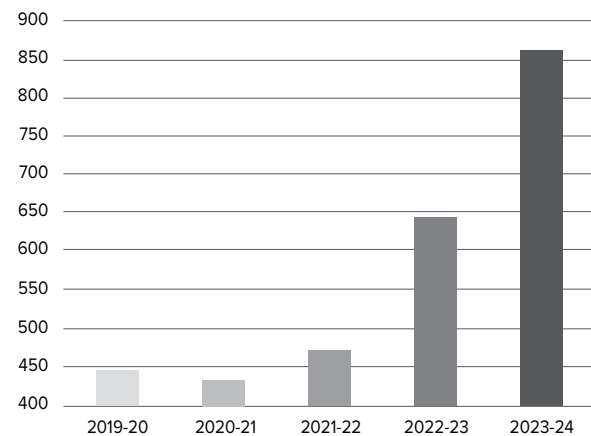
Debt to Equity and Net Debt to Equity



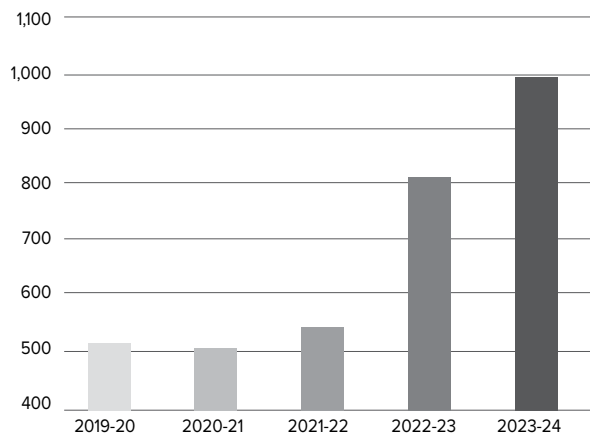
Dividends Per Share (Rs.)



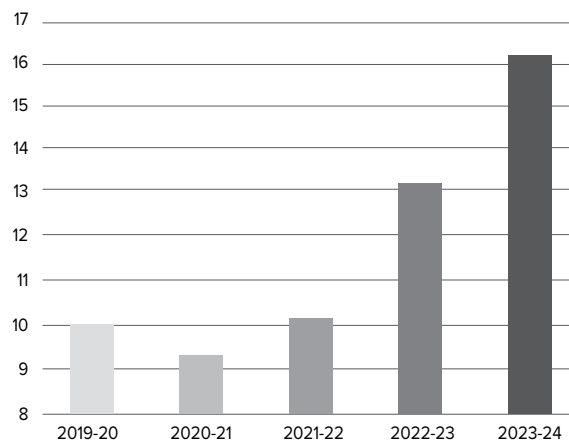
Profit Before Tax (Rs. in Cr.)



EBITDA (Rs. in Cr.)



Earnings Per Share (Rs.)



Management Discussion & Analysis Report

Introduction

Since its inception in 1956, the company has continually transformed itself to reflect the changing circumstances in the environment in which it operates. This period is no different. The world is undergoing a sustainability challenge that is manifesting itself in a variety of forms, no less than in the form of climate change. India, which has now surpassed China as the world's most populous country, can no longer be immune to such challenges and in fact, has made international commitments to reduce its carbon emissions to net zero by 2070.

This presents a uniquely challenging opportunity. Aegis Logistics Limited and its subsidiaries (together referred to as “the Group” or “Aegis Group”), must play its role in this metamorphosis. In this context, we commit ourselves to supporting India's transition to a more sustainable future. On a more practical level, the best way we can do that is by storing and distributing liquids and gases across India in a safe and sustainable manner with a dedicated focus on environmental impact. Our strategy remains unchanged — building a network of terminals and distribution facilities so that we may deliver on our mission.

FY 2023-24 Highlights

Terminalling

Our newly created joint venture with Royal Vopak, Aegis Vopak Terminals Ltd. (AVTL) continues to

go from strength to strength. We have no doubt that the combined reputation and quality of Aegis and Vopak together impacts the third-party logistics industry structure in the form of industry consolidation. An example is the several smaller acquisitions initiated throughout the year, now making the Aegis Group the most important tank terminal operator in several of the major ports of India. We expect that this consolidation of the industry will continue over the years to come. This combined with the continuing build out of liquid and gas capacity on a greenfield and brownfield basis, in new ports like JNPT or existing ports such as Haldia and Mangalore resulted in an excellent performance for this activity.

Integrated LPG Supply Chain Well Positioned to Serve Sustainable Energy Demands

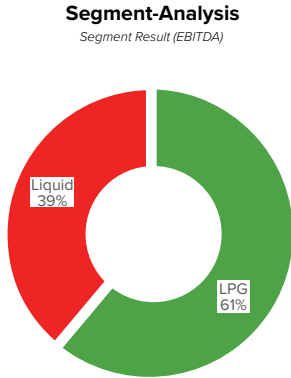
Aegis is a fully integrated participant in the Indian LPG market, comprised of four main segments: domestic cooking gas, industrial, commercial, and transportation. While LPG is not a renewable energy source, it is a much cleaner fuel than biomass, coal, or kerosene. Its portability and convenience make it an ideal fuel to help India transition to a more sustainable energy future. In addition to the demand from the domestic segment, the industrial use of LPG substituting dirty fuels has been boosted with the commissioning of the AVTL Kandla LPG terminal. The continuing rise in our distribution volumes reflected this, including those distributed in industrial-scale cylinders, such as our Magna solution. Throughput volumes of LPG also increased.



Integrated supply chain of LPG

FY 2023-24 Robust Profit Growth

With the rapid increase in LPG distribution volumes and liquid tankage capacity, the operational profit of the Group increased to Rs. 993.62 crore as compared to Rs. 815.07 crore in the previous year. Furthermore, the EBITDA split between LPG and Liquids is reflected below:



Liquid Logistics Division

Liquid terminalling revenues were at Rs. 549.37 crore as compared to Rs. 417.97 crore the previous year, an increase of about 31.44%, and EBITDA of the division was higher at Rs. 395.80 crore compared to Rs. 271.50 crore in the previous year. The capacity additions at Mangalore, Kandla, Kochi and Haldia and the product mix handled boosted EBITDA performance by 45.78%. Future growth in this division will come from the additional capacity

utilisation and better mix of products handled at Haldia, Kandla, Mangalore, and Kochi as well as future capacity additions at those ports. The Mumbai terminals continue to function at full capacity.

Gas Division

Aegis Group captures the complete logistics value chain from sourcing and terminalling to the distribution of LPG. In FY 2023-24, the division recorded revenues of Rs. 6,496.56 crore as compared to Rs. 8,209.25 crore the previous year on account of decrease in sourcing volumes. The EBITDA for the Gas division increased to Rs. 612.10 crore as compared to Rs. 526.23 crore in the previous year, mainly due to higher distribution volumes and higher terminalling volumes. Distribution of LPG and Propane through all channels in packed cylinders and bulk continued to be a focus area for FY 2023-24. This steady growth signals an increasing demand for LPG, and our integrated logistics services make Aegis Group uniquely positioned to both capture market share and achieve our vision of a more sustainable future.

New Developments

The Group has kicked off an investment programme of 1,750 crore comprising of an increase in LPG static capacity of 130,000 MT and an increase in liquids capacity of 121,000 KL in Kandla, Mangalore and Kochi Ports.

The company has also started construction of a 110,000 KL liquids terminal at JNPT port.



Newly commissioned liquid tanks at AVTL terminal in NMPT

Summary

With its strong market position due to capacity expansion, an improved LPG and Liquids product mix, and steadily higher volumes in the Gas Division, the Group is well-positioned for continued growth in FY 2024-25.

The significant changes in the financial ratios of the Company, which are more than 25% as compared to the previous year on a consolidated basis, are summarised as follows:

Ratio	Consolidated		Change (%)	Reason for change
	FY 2023-24	FY 2022-23		
Operating Profit Margin (%)	14.10	9.45	49%	Increase in operating profit margin ratio is on account of : 1. Lower low margin sourcing business volume as compared to previous year, 2. Increase in profit margin percentage of liquid business due to change in product mix, new capacity as well as acquisitions of Liquid terminals at Kandla, Kochi, Haldia and Mangalore and 3. increase in LPG quantities handled as compared to previous year.
Net Profit Margin (%)	9.54	5.92	61%	Increase in net profit margin ratio is on account of : 1. Lower low margin sourcing business volume as compared to previous year, 2. Increase in profit margin percentage of liquid business due to change in product mix, new capacity as well as acquisitions of Liquid terminals at Kandla, Kochi, Haldia and Mangalore and 3. increase in LPG quantities handled as compared to previous year.
Return on Net Worth (%)	14.62	13.11	12%	Increase in return on net worth ratio is on account of higher profit for the year due to new capacity as well as acquisitions of Liquid terminals at Kandla, Kochi, Haldia and Mangalore and increase in LPG quantities handled as compared to previous year.
Debt to Equity Ratio	0.32	0.24	33%	Increase in debt to equity ratios is due to increase in borrowings. However on consolidation net debt to equity ratio is negative.
Net debt to Equity Ratio	(0.07)	(0.12)	-42%	Negative net debt to equity ratios is due to proceeds received from sale of investments in subsidiary company and Issue of equity shares by subsidiary company including during previous year.

Internal Controls Systems and Adequacy

The Company has a proper and adequate system of internal controls to ensure that all the assets are safeguarded, protected against loss from unauthorised use or disposition and that transactions are authorised, recorded, and reported correctly. The Company conducts audits of various departments based on an annual audit plan through an independent internal auditor and reports significant observations along with 'Action Taken Reports' to the Audit Committee from time to time. The views of the statutory auditors are also considered to ascertain the adequacy of the internal control system.

The Company regularly updates its risk management policy to protect the property, earnings, and personnel of the Company against losses and legal liabilities that might be incurred due to various risks.

Occupational Health, Safety, and Environment

The emphasis on OHSE continues at all of the operations of the Group throughout India. The Company is committed to the best standards in safety and continuously monitors matters related to this. In addition to monthly reviews by the management, the Company has formed a high-level committee comprising of three directors and other Company executives, wherein matters concerning the subject are discussed. Safety drills are regularly carried out at all the Group's main facilities.



Newly commissioned LPG filling plant at Kandla LPG terminal

Although Aegis has a low carbon footprint, efforts are underway to reduce the impact on the environment and improve environmental sustainability. Aegis continues to monitor emissions with the installation of a continuous monitoring system at two locations and



Newly acquired specialized tank terminal at NMPT

investing in pollution control systems. Aegis has engaged leading engineering Institutes to design equipment and model the impact on the environment. These efforts ensure that we are making progress towards our commitment to a more sustainable future.

Human Resources Development

Aegis Group employs over 952 people. As the Company is growing fast, we are committed to competence development of young managers and recruitment of middle management in specific areas to sustain the future growth envisaged in the business.

Risks and Concerns

Inordinate delays in renewing licences and permits take a significant amount of time and resources, which could be deployed more productively. Project timelines could be extended due to the lengthy and complex process of securing environmental permits.

Corporate Social Responsibility

Aegis Group contributes directly towards the eligible Corporate Social Responsibility (“CSR”) projects and is also a proud contributor to ANaRDe Foundation, a government-accredited NGO. Acting through this Foundation, Aegis has continued to work actively in rural development and poverty alleviation, primarily in Gujarat and Maharashtra.

The Foundation has been engaged in a focused initiative for the benefit of rural communities



Greenifying Kutch, 3000 trees at a time

in India, including rural housing and sanitation, water resource management, and financial inclusion. The Group contributes to ANarDe Foundation to fulfil its corporate social responsibility.

Forward-Looking Statements

This report contains forward-looking statements based on certain assumptions and expectations of future events.

The Company cannot guarantee that these assumptions and expectations are accurate or will be realised. The Company’s actual results, performance, or achievements could thus differ materially from those projected in any such forward-looking statements. The Company assumes no responsibility to publicly amend, modify or revise any forward-looking statements, on the basis of any subsequent developments, information, or events.



Anarde at Bhimasar: Empowering women, igniting potential

Five Year Financial Report

(Rs. in Crore)

Operating Results	2019/20	2020/21	2021/22	2022/23	2023/24
Operating Revenue	7,183.25	3,843.46	4,630.98	8,627.21	7,045.92
Earnings before Interest, Depreciation, Tax	519.57	503.56	548.40	815.07	993.62
Finance Cost [including Interest (Net), Hedging Cost & Foreign Exchange Loss (Gain)]	4.52	(1.96)	(2.95)	44.52	(2.95)
Depreciation and Amortisation Expense	68.71	71.60	79.36	125.80	135.26
Profit Before Tax	446.34	433.93	471.99	644.75	861.31
Tax	73.59	86.38	87.05	134.06	189.10
Profit After Tax	372.75	347.55	384.94	510.69	672.21
Expenses as per Employee Stock purchase plan	238.78	98.32	-	-	-
Profit After Tax	133.97	249.22	384.94	510.69	672.21
Financial Position					
Equity Share Capital	33.97	35.10	35.10	35.10	35.10
Other Equity	1,620.64	1,901.37	2,144.70	3,497.24	3,859.25
Non Controlling Interest	90.60	109.02	82.59	514.48	567.53
Total Equity	1,745.22	2,045.50	2,262.39	4,046.82	4,461.88
Less: Bank balances	(263.44)	(335.63)	(150.18)	(1,265.11)	(1,774.63)
Less: Investments	(7.31)	(0.01)	(0.01)	(204.33)	(193.98)
Adjusted Total Equity	1,474.47	1,709.86	2,112.20	2,577.38	2,493.27
Non-current Borrowings	48.50	112.32	64.28	978.43	1,432.20
Current Borrowings	204.60	304.12	318.41	16.93	231.02
Deferred Tax Liability (net)	(16.42)	40.72	(2.47)	(80.90)	(83.49)
Total Capital Employed	1,711.15	2,167.01	2,492.42	3,491.84	4,073.00
Property, Plant & Equipment, CWIP, Goodwill and other Intangible Assets	1,918.82	2,198.30	2,628.34	4,072.83	4,836.42
Net Working Capital	(207.67)	(31.29)	(135.92)	(580.99)	(763.42)
Total Net Assets	1,711.15	2,167.01	2,492.42	3,491.84	4,073.00
Adjusted Net Debt #	(17.65)	80.80	232.50	(474.08)	(305.39)
Ratios					
EBITDA on Capital Employed	30.36%	23.24%	22.00%	23.34%	24.40%
Debt : Equity	0.03	0.05	0.03	0.24	0.32
(Non Current Borrowings/Total Equity)					
Net Debt : Equity	(0.01)	0.04	0.10	(0.12)	(0.07)
(Adjusted Net Debt / Total Equity)					

Adjusted Net Debt = Non current borrowings + Current borrowings - Bank balance - Investments

Directors' Report

To the Members of the Company

The Directors have pleasure in presenting the 67th Annual Report along with Audited Financial Statements of the Company for the financial year ended March 31, 2024.

Financial Performance

(Rs. in lakh)

	On Consolidated basis		On Standalone basis	
	FY 2023-24	FY 2022-23	FY 2023-24	FY 2022-23
Revenue from Operations	704,592.12	862,721.31	298,035.05	307,512.69
Other Income	18,958.73	18,699.15	20,991.73	72,836.73
*Profit before Finance cost (as mentioned below), Depreciation and Tax	99,361.55	81,506.89	44,854.97	100,196.99
Finance Cost [including Interest (Net), Hedging Cost & Foreign Exchange Loss (Gain)]	(295.16)	4,452.23	(9257.68)	(5408.7)
Depreciation and amortisation expense	13,526.20	12,579.54	1,789.48	2,459.20
Profit before tax	86,130.51	64,475.12	52,323.17	103,146.49
Provision for taxation – Current Tax	21,788.03	14,797.30	13,211.32	22,285.87
– For earlier years	(190.59)	(356.33)	(68.78)	(321.74)
– Deferred tax	(2,687.35)	(1,035.46)	(2,002.83)	(549.31)
Profit for the year	67,220.42	51,069.61	41,183.46	81,731.67
Attributable to:				
Owners of the Company	56,919.92	46,295.40	NA	NA
Non Controlling Interest	10,300.50	4,774.21	NA	NA
Balance in the statement of Profit & Loss at the beginning of the year	196,811.77	130,106.56	156,657.16	92,475.49
Profit for the Year (attributable to owners)	56,919.92	46,295.40	41,183.46	81,731.67
Disposal to non-controlling interest by the owners of the Company	-	37,959.81	NA	NA
Payment of Dividend on equity shares – Interim	(15,795.00)	(15,795.00)	(15,795.00)	(15,795.00)
Payment of Dividend on equity shares – Final	(4,387.50)	(1,755.00)	(4,387.50)	(1,755.00)
Retained Earnings at the end of the year	233,549.19	196,811.77	1,77,658.12	156,657.16

* Normalised EBITDA

Note: The Company, Aegis Logistics Limited and its subsidiaries is together referred to as “the Group” or “Aegis Group” in this report.

Operating Performance

On Standalone basis

Revenue from operations is Rs. 2,98,035.05 lakh The Gross Profit [before net interest, depreciation, tax, hedging cost & foreign exchange loss (gain)], PBIDT Rs. 44,854.97 lakh. Profit before Tax is Rs. 52,323.17 lakh and Profit after Tax is Rs. 41,183.46 lakh.

On Consolidated basis

The Revenue for the year Rs. 704,592.12 lakh. The Profit before Tax for the year is increased by 33.59% i.e. Rs. 86,130.51 lakh as against Rs. 64,475.12 lakh in the previous year.

The Profit after Tax for the year also increased by 31.62% at Rs. 67,220.42 lakh as against Rs. 51,069.61 lakh for the previous year.

Liquid Segment

Revenues for Liquid Division is Rs. 54,936.55 lakh (previous year Rs. 41,796.67 lakh). EBITDA was Rs. 39,579.56 lakh compared to Rs. 27,149.50 lakh in previous year. The revenues and margins showed significant improvement.

Gas Segment

The revenue for Gas Division during the year was Rs. 649,655.57 lakh as compared to Rs. 820,924.64 lakh the previous year. The EBITDA increased to Rs. 61,209.65 lakh as compared to Rs. 52,623.4 lakh in previous year, mainly due to higher volumes.

During the financial year, there was no amount proposed to be transferred from profit to the Reserves.

Outlook for the Group

The oil, gas and chemical logistics business continues to show good potential as India's import of oil products and chemicals increase in line with the growth of the Indian economy.

As the Government of India continues to encourage the use of LPG in lieu of other dirtier fuels such as kerosene, biomass and coal, the demand for LPG continues to increase and with it, the demand for import terminalling capacity. In this context, the medium and long term outlook for the group remains positive.

Dividend

The Company continues to evaluate and manage its dividend policy to build long term shareholder value. The Directors declared two Interim Dividends - 1st Interim Dividend @250% of Rs. 2.50 per equity share and 2nd Interim Dividend @200% of Rs. 2/- per equity share and the same were paid during the FY 2023-24.

Further, the Board of Directors has also declared interim Dividend @125% of Rs. 1.25 per equity share during the financial year 2024-25 and the same was paid during financial year 2024-25.

Further, the Board of Directors of the Company at its meeting held on May 24, 2024 has recommended the Final Dividend of 200% of Rs. 2 per share of face value of Rs. 1/- each, which is subject to the approval of members at the ensuing Annual General Meeting.

The Board of Directors of the Company has approved the Dividend Distribution Policy in accordance with the Regulation 43A of SEBI (Listing Obligations & Disclosure Requirements) Regulations, 2015 ('SEBI LODR'). The Policy is uploaded on the Company's website at www.aegisindia.com.

New Projects and Expansion

As per the vision and the mission of this Company, the core purpose is to be an enabler in the transition to a more sustainable India. Given that our business lies at the very heart of that necessary transition, our mission to store and distribute bulk liquids and gases in a safe and sustainable manner is ever more critical. And as a Company that is building and operating energy infrastructure, we believe that we can play our part in moving India from using dirty fuels to using cleaner fuels. The Company has completed several acquisitions during previous financial year and the Company continues to look for more M&A opportunities during the year.

At Mangalore, the Company has successfully acquired a specialised storage terminal with a capacity of 44,168 KL in this last year. This acquisition meets the growing demand for specialised storage with

the heating arrangements of up to 230 degrees centigrade in our Liquid division. The newly acquired capacity is already operational and with additional capacity under construction, expected to come online in phases by the end of FY 2025. Following these expansions, the total liquid capacity at Mangalore will reach 161,168 KL and the Company is constructing an additional 41,000 KL in liquids that will be operational in the next 12 to 15 months. The cryogenic LPG project for 85,000 MT is proceeding well on schedule and expected to be commissioned on time.

At Kochi, the Company acquired 16,000 KL liquid storage terminal during the year and the same is performing well. The Company is also expanding capacity at Kochi port by another 25,000 KL of liquid tankage.

The liquids terminal expansion with 110,000 KL Liquids Terminal at JNPT is expected to be commissioned during FY 2024 - 25.

At Kandla Port in FY 2024, the Company commissioned 80,000 KL of liquid tanks, bringing the total capacity to 970,000 KL. The Company is additionally constructing 25,000 KL of tankage, which will be operational next year. Over the past 2 years, the Company has experienced rapid growth at this port, capturing a significant market share in both our liquids and LPG business. The LPG bottling plant at Kandla has also been commissioned and is now generating revenue.

The Company is expanding LPG capacity at Pipavav Port by adding two cryogenic tanks with capacity of 45,000 metric tons expected to be commissioned in FY 2026. Also, the Company recently commissioned the LPG bottling plant there, enhancing both the throughput and distribution capabilities in that port. Additionally, the port has announced its investment in a new liquid berth to meet the growing demand for liquid cargoes, cargoes which are also driving economic growth in Gujarat and beyond. And with the Kandla-Gorakhpur Pipeline expected to connect into Pipavav, this will eventually make Pipavav LPG terminal a really important hub to handle the liquid cargoes.

Liquid terminals expansion of 50,000 kilolitres at Haldia is also completed and commissioned. A new LPG jetty pipeline was commissioned during the year.

Material events during the year under review

Transfer of Compulsory Convertible Preference Shares (CCPS) held by Company in Aegis Vopak Terminals Limited, its Subsidiary Company to Vopak India B.V

During the year, a Share Purchase Agreement ("SPA") dated June 09, 2023 has been entered into between Aegis Vopak Terminals Limited ("AVTL"), Vopak India B.V. ("Vopak") and the Company for the transfer of 13% shares held by Company in AVTL to Vopak i.e 13,000 (Thirteen thousand) CCPS for an aggregate consideration of Rs. 585,000,000 (Indian Rupees Five Hundred and Eighty Five Million only). Accordingly, the Company has transferred 13% of its shareholding of AVTL to Vopak on June 16, 2023 as per the terms and conditions of SPA.

Acquisition of lease rights along with moveable fixed assets by Aegis Vopak Terminals Limited, subsidiary of the Company from M/s. Nadella Agrotech Private Limited

During the year, Aegis Vopak Terminals Limited, subsidiary of the Company approved the acquisition of the specialised storage terminals at Mangalore (44,168 KL by acquisition and 41,000 KL under construction) over and above the existing 76,000 KL existing capacity thereby resulting in specialised storage capacity addition at its facilities at Mangalore port to cater to the growing demand of specialised storage terminals with heating arrangements up to 230 deg C in our liquid division.

Credit Rating

India Ratings and Research (Ind-Ra) has reaffirmed a short-term credit rating of IND A1+ (A One Plus) and revised the outlook on the long-term rating, which now is IND AA/Stable (Double A/ Outlook: Stable).

CARE Ratings Limited (CARE) has reaffirmed a short-term credit rating of CARE A1+ (A One Plus) and a long-term rating of CARE AA/ Stable (Double A/ Outlook: Stable).

Consolidated Financial Statements

In compliance with the directions by Ministry of Corporate Affairs, Govt. of India (MCA), the Consolidated Financial Statements of Aegis Group as provided in this Annual Report are prepared in accordance with the Indian Accounting Standard (IND-AS 110) 'CONSOLIDATED FINANCIAL

STATEMENTS'. The Consolidated Financial Statements include Financial Statements of its Subsidiary Companies.

For information of members, a separate statement containing salient features of the financial details of the Company's subsidiaries for the year ended March 31, 2024 in Form AOC-1 is included along with the financial statement in this Annual Report. The Annual Accounts of these subsidiaries will be made available to the holding and subsidiary companies' Members seeking such information at any point of time.

The annual Financial Statements of the subsidiary companies will also be kept for inspection by any Member at Head/Corporate Office of the Company and that of the subsidiary companies concerned and the same shall be displayed on the website of the Company www.aegisindia.com

Further, pursuant to the provisions of Section 136 of the Act, the financial statements of the Company, consolidated financial statements along with relevant documents and separate audited financial statements in respect of subsidiaries, are available on the Company's website on www.aegisindia.com.

Pursuant to the SEBI (Listing Obligations and Disclosure Requirements) Regulations, 2015 ('SEBI LODR'), the Company has formulated a policy for determining its 'material subsidiaries'. The said policy is uploaded on the website of the Company www.aegisindia.com.

During the year under review, Hindustan Aegis LPG Limited, Aegis Vopak Terminals Limited and Aegis Gas (LPG) Private Limited, were material subsidiaries of the Company, as per SEBI LODR.

The Annual Report of the Company, the quarterly/half yearly and the annual results and the press releases of the Company are also placed on the Company's website www.aegisindia.com.

Subsidiary Companies

The Company has Ten subsidiaries as on March 31, 2024 having business akin and germane to the business of holding Company, whose details are given in the Annual Report and there has been no change in the nature of business of its subsidiaries during the year. The operating & financial Performance of the subsidiary Companies are as provided below:

Sea Lord Containers Limited

During the year under review, the Company's Bulk Liquid terminal continued operations at full capacity. The Company recorded a Turnover of Rs. 8,004.45 Lakh (Previous year Rs. 5,261.56 Lakh) and Net Profit after Tax was recorded at Rs. 5,591.34 Lakh (Previous year Rs. 2,810.98 Lakh).

Aegis Gas (LPG) Private Limited

During the year under review, the revenue for the year was Rs. 44,179.08 lakh as against Rs. 45,779.08 lakh of the previous year. Profit after tax stood at Rs. 8,215.33 lakh for the year ended 31st March, 2024 as compared to Rs. 68,248.21 lakh in previous year.

Hindustan Aegis LPG Limited

During the year under review, the operating revenue has increased by 10.78% at Rs. 15,046.19 lakh as against Rs. 13,581.44 lakh of the previous year. Profit for the year ended March 31, 2024 stood at Rs. 10,813.60 lakh as compared to Rs. 8,776.83 lakh in previous year.

Konkan Storage Systems (Kochi) Private Limited

During the year under review, the revenue from operations increased by 444.98% at Rs. 5,616.12 lakh as against Rs. 1,030.51 Lakh in the previous year. The Company's net profit stood at Rs. 3,298.06 lakh as against the net profit of Rs. 178.12 lakh in the previous year.

Aegis Group International Pte. Limited

The revenue for the year ended March 31, 2024 is Rs. 323,306.99 lakh as compared to Rs. 497,317.67 in previous year. Profit after tax for the year ended March 31, 2024 was Rs. 260.86 lakh as compared to profit of Rs. 457.13 lakh in the previous year.

Aegis International Marine Services Pte. Limited

The revenue for the year ended March 31, 2024 is Rs. 275.60 lakh as compared to Nil in previous year. Profit for the year ended March 31, 2024 was Rs. 8.12 lakh as compared to profit of Rs. 7.52 lakh in the previous year.

Aegis Vopak Terminals Limited**On Standalone basis**

During the year under review, the revenue from operations increased by 44.28% at Rs. 41,793.40 lakh (previous year Rs. 28,966.46 lakh). The Company made a net profit of Rs. 4,690.08 lakh as against net profit of Rs. 500.79 lakh during the previous year.

On Consolidated basis

During the year under review, the revenue from operations increased by 58.98% at Rs. 56,176.10 lakh (previous year Rs. 35,333.19 Lakh). The Company made a net profit of Rs. 8,654.35 lakh as against net loss of Rs. 7.46 lakh during the previous year.

CRL Terminals Private Limited

During the year under review, the revenue from operations has increased by 39.98% at Rs. 8,814.98 lakh as against Rs. 6,297.12 lakh of the previous year. The Company's net profit stood at Rs. 1,828.74 lakh as against the net profit of Rs. 446.66 lakh in the previous year.

Aegis Terminal (Pipavav) Limited

The Company incurred normal expenditure of Rs. 1.07 lakh during the year (Previous year Rs. 1.04 lakh). The Company has not commenced any commercial operations as yet.

Eastern India LPG Company Private Limited

The Company incurred normal expenditure of Rs. 3.59 lakh during the year (previous year Rs. 41.60 lakh). The Company has not commenced any commercial operations as yet.

Public Deposits

During the year under review, the Company has not accepted or renewed any deposits pursuant section 73 and 76 of the Act read with Companies (Acceptance of Deposits) Rules, 2014. Hence the requirements for furnishing of details relating to deposits covered under Chapter V of the Companies Act, 2013 is not applicable.

Corporate Governance

A report on Corporate Governance, in terms of Regulation 34(3) read with 'Schedule V' of SEBI LODR together with a certificate of compliance from the Practicing Company Secretary, forms part of this Annual Report.

Management Discussion and Analysis

In compliance with Regulation 34, read with 'Schedule V' of SEBI LODR, a separate section on Management Discussion and Analysis, which also includes further details on the state of affairs of the Company, forms part of this Annual Report.

Listing of Company's Securities**Equity Shares**

The Company's Equity Shares continue to remain listed with the BSE Ltd. and National Stock Exchange of India Ltd. and the stipulated Listing Fees for the financial year 2024-25 have been paid to both the Stock Exchanges.

Directors & Key Management Personnel

The second and final term of Mr. Kanwaljit Singh Sudarshan Nagpal (DIN: 00012201) as an Independent Director expired on March 31, 2024.

Keeping in view his contributions, vast expertise and knowledge, the Board considered that his continued association would be of immense benefit to the Company. The Board (based on the recommendations of Nomination and Remuneration Committee), on April 01, 2024, has appointed Mr. Kanwaljit Singh Sudarshan Nagpal as an Additional (Non-Executive Non-Independent) Director of the Company under Section 161(1) of the Companies Act, 2013 (as amended) and the Articles of Association of the Company, with effect from April 01, 2024. The Company has sought the approval of the shareholders by way of Ordinary Resolution through notice of postal ballot dated April 01, 2024 for Appointment of Mr. Kanwaljit Singh Sudarshan Nagpal (DIN: 00012201) as Non-Executive Non-

Independent director of the Company w.e.f. April 01, 2024 which will be passed on June 15, 2024 and the results is scheduled to be announced on or before June 19, 2024.

Mr. AnilKumar M. Chandaria (DIN: 00055797) resigned as Non-Executive Director of the Company with effect from close of business hours on 10th April 2024. The Board places on record its sincere appreciation for the valuable contribution made by him during his long tenure as Director on the Board of Company.

Pursuant to section 152 of the Companies Act, 2013, Mr. Amal R. Chandaria (DIN –09366079), Director of the Company, retires by rotation and being eligible, offers himself for re-appointment. A resolution seeking shareholders' approval for his re-appointment along with Brief resume, nature of expertise, disclosure of relationship between directors inter-se, details of directorships and committee membership held in other companies of the Directors proposed to be appointed/re-appointed, along with their shareholding in the Company, as stipulated under Secretarial Standard-2 and Regulation 36 of the SEBI LODR, is appended as an Annexure to the Notice of the ensuing AGM.

The term of Mr. Lars Erik Mikael Johansson (DIN: 08607066) as Independent Director is about to expire on November 13, 2024. Based on the recommendation of Nomination & Remuneration Committee, the Board of Directors at its meeting held on May 24, 2024 recommended reappointment of Mr. Lars Erik Mikael Johansson for another term of 5 (five) years with effect from November 14, 2024 subject to the approval of the shareholders at the ensuing Annual General Meeting. The Director meets the criteria of Independence as per provisions of the Companies Act, 2013 and SEBI (Listing Obligations and Disclosure Requirements) Regulations, 2015.

The Board of Directors in its meeting held on May 24, 2024 noted completion of second and final term of 5 (five) years of Mr. Rahul Durgaprasad Asthana (DIN: 00234247) as an Independent Director on May 28, 2024 and consequently, he shall cease to be an Independent Director of the Company w. e. f. the closure of business hours of May 28, 2024.

The Board at its meeting held on the same day i.e. May 24, 2024 considered and approved the appointment of Mr. Rahul Durgaprasad Asthana as Additional Director under category "Non-Executive Non-Independent" w.e.f. May 29, 2024 subject to the approval of members at the ensuing Annual General Meeting

The Directors recommend the appointment /re-appointment of the Directors at the ensuing Annual General Meeting. Appropriate resolutions for the appointment/ re-appointment of the Directors are being placed for approval of the members at the Annual General meeting.

Disclosure from Independent Directors

Pursuant to the provisions of Section 134 of the Companies Act, 2013 with respect to the declaration given by the Independent Director of the Company under Section 149(6) of the Companies Act, 2013, the Board hereby confirms that all the Independent Directors have given declarations and further confirms that they meet the criteria of Independence as per the provisions of Section 149(6) read with Regulation 16 of SEBI LODR. Also, the Non-Executive Directors of the Company had no pecuniary relationship or transactions with the Company, other than sitting fees, commission and reimbursement of expenses, if any, incurred by them for the purpose of attending meetings.

Further, the Independent Directors have included their names in the data bank of Independent Directors maintained with the Indian Institute of Corporate Affairs in terms of Section 150 of the Act read with Rule 6 of the Companies (Appointment & Qualification of Directors) Rules, 2014.

In the opinion of the Board, there has been no change in the circumstances which may affect their status as Independent Director of the Company and the Board is satisfied of the integrity, expertise, and experience including proficiency in terms of Section 150(1) of the Act and applicable rules thereunder of Independent Director on the Board.

Board Evaluation

Pursuant to the provisions of the Companies Act, 2013 and Regulation 17 (10) SEBI LODR, the Board has carried out an annual performance evaluation of its own performance, the directors individually as well as the evaluation of the working of its Committees. The manner in which the evaluation has been carried out has been explained in the Corporate Governance Report.

Conservation of Energy, Technology Absorption & Foreign Exchange Earnings and Outgo

Details of energy conservation and research and development activities undertaken by the Company along with the information in accordance with the provisions of Section 134 of Companies Act, 2013 read with Rule 8 of Companies (Accounts) Rules, 2014, to the extent as are applicable to the Company, are given in **Annexure - 'A'** to the Directors' Report.

Particulars of Employees

Disclosure pertaining to the remuneration and other details as required under Section 197 (12) of the Act, and the Rules framed thereunder is enclosed as **Annexure - 'B'** to the Board's Report.

The information in respect of employees of the Company required pursuant to Rule 5 of the Companies (Appointment and Remuneration of Managerial Personnel) Rules 2014 forms part of this Annual Report. However, in terms of Section 136 of the Companies Act 2013, the Annual Reports are being sent to the Members and others entitled thereto, excluding such information. The said information is available for inspection at the registered office of the Company during working hours. If any Member is interested in obtaining a copy thereof, such Member may write to the Company Secretary in this regard.

Disclosure of composition of the Corporate Social Responsibility Committee

The brief outline of the corporate social responsibility (CSR) policy of the Company and the initiatives undertaken by the Company on CSR activities during the year are set out in Annexure 'C' of this report in the format prescribed in the Companies (Corporate Social Responsibility Policy) Rules, 2014. For other details regarding the CSR Committee, please refer to the Corporate Governance Report, which is a part of this report. This Policy is available on the Company's website on www.aegisindia.com.

The Company's average CSR obligation of three immediately preceding financial years is below ten crore rupees hence impact assessment is not applicable.

Auditors and Auditors' Report

Statutory Auditors

M/s. CNK and Associates LLP, Chartered Accountants (Firm Regn. No.101961W/W-100036) were appointed as Statutory Auditors of the Company at 62nd Annual General Meeting ('AGM') held on July 30, 2019 for the tenure of 5 years, upto the conclusion of ensuing 67th AGM.

The Company has received consent from M/s. CNK and Associates LLP, Chartered Accountant for their re-appointment as the Statutory Auditors of the Company along with a confirmation that, their re-appointment, if made by the Members, would be within the limits prescribed under the Act. They have further confirmed that they are not disqualified to be appointed as Statutory Auditor in terms of the provisions to section 139 and section 141 of the Act and the rules made thereunder.

In terms of Section 139 of the Companies Act, 2013 and on the recommendation of Audit Committee, the Board of Directors at its meeting held on May 24, 2024 has approved the re-appointment of M/s. CNK and Associates LLP, Chartered Accountant (Firm Regn. No.101961W/W-100036), as Statutory Auditors of the Company for a second term of of 5 (five) consecutive years from the conclusion of ensuing 67th AGM until the conclusion of 72nd AGM, subject to the approval of Members at the ensuing AGM.

Appropriate resolution for the re-appointment of the Auditors is being placed for approval of the members at the AGM.

The Directors recommends to seek consent of its members on re-appointment of M/s. CNK and Associates LLP, Chartered Accountant, as the Statutory Auditors of the Company, at the ensuing AGM.

Explanation or comments on qualification, reservation or adverse remarks or disclaimers made by the auditors in their report

The Auditors' Report does not contain any qualification, reservations, adverse remarks or disclaimers. Notes to Accounts are self-explanatory and does not call for any further comments.

Secretarial Auditors

Pursuant to the provisions of Section 134(3) and section 204 of Companies Act, 2013 read along with the rules made thereunder, the Board of Directors of the Company had appointed Mr. Prasen Naithani of P. Naithani & Associates, Company Secretaries in Practice, to conduct the Secretarial Audit for FY 2023-24. The Secretarial Audit Report for the financial year ended March 31, 2024 forms part of this Report and is annexed herewith as Annexure - 'D'. There are no qualifications or observations or adverse remarks or disclaimer of the Secretarial Auditors in its Report.

In terms of Regulation 24A of SEBI LODR read with Section 204 of the Companies Act, 2013, the Secretarial Audit Reports of material subsidiaries are also part of this annual report. None of the said Audit Reports contain any qualification, reservation or adverse remark or disclaimer.

Reporting of Frauds by Auditors:

During the year under review, neither the statutory auditors or Secretarial Auditor have reported to the Audit Committee under Section 143(12) of the Act, any instances of fraud committed against your Company by its officers and employees, details of which would need to be mentioned in the Board's Report.

Internal Auditor

Pursuant to the provisions of Section 138 of the Act, and The Companies (Accounts) Rules, 2014, on the recommendation of the Audit Committee, Messrs Natvarlal Vepari and Company, Chartered Accountant were re-appointed by the Board of Directors to conduct internal audit of the Company.

Cost Auditor

During the year, maintenance of cost record as specified by the Central Government under sub-section (1) of section 148 of the Companies Act, 2013, was not applicable to the Company.

Occupational Health, Safety & Environment

The Company is holding ISO-9001 (2015), ISO-14001 (2015) and ISO-45001 (2018) certifications and thereby meets all quality, environmental and safety standards specified under these Certifications. The Company is dedicated to the fundamental tenets of safeguarding people's health, protecting the environment, reducing risk and supporting sustainable growth. The Company carries out a monthly review of health, safety and environment compliance for all sites and focuses on providing a safe working environment in terminal and jetty.

MOC, HAZOP studies prior to changes/ modifications, departmental & central safety committees, suggestion scheme, safety inspections, safety campaigns to enhance built in safety in every activity. Employees are trained in safe operating procedures, technical skills, first aid and the fire fighting. Employees are also trained for handling emergencies through regular mock drills. The Company carried out various competitions like slogans, posters, 'spotting the hazards' to create awareness of safety amongst all levels of employees, contract workmen and also transporters.

The Company from time to time carries out internal audits to implement & strengthen gaps thus identified. To control VOC Emission Company has installed Internal Floating Roof on Closed roof tanks and installed Vapour absorption chillers on loading points. Bottom loading facility is implemented for all VOC products. Retractable Wire Rope Fall arrestor system installed and implemented for Liquid Filling Bays in Mahul-1 and Mahul-2. This ensures safe working environment for workers and surrounding area. We have undertaken zero spillage policy in all the terminals & under this various hardware modifications are carried out to reduce the VOC emissions. The Company has implemented E-gate pass resulting reduction in paper usage, discarded use of plastic water bottle to save / protect environment, replaced MH Light with LED to conserve energy.

Directors' Responsibility Statement

The Directors would like to inform the Members that the Audited Accounts for the financial year ended March 31, 2024 are in full conformity with the requirement of the Companies Act, 2013. The Financial Accounts are audited by the Statutory Auditors, M/s. CNK and Associates LLP. The Directors further confirm that:

- a. In the preparation of the annual accounts, the applicable Indian Accounting Standards had been followed along with proper explanation relating to material departures;
- b. The Directors had selected such accounting policies and applied them consistently and made judgments and estimates that are reasonable and prudent so as to give a true and fair view of the state of affairs of the Company at the end of the financial year and of the profit of the Company for that year;
- c. The Directors had taken proper and sufficient care for the maintenance of adequate accounting records in accordance with the provisions of this Act for safeguarding the assets of the Company and for preventing and detecting fraud and other irregularities;
- d. The Directors had prepared the annual accounts on a going concern basis;
- e. The Directors, had laid down adequate internal financial controls to be followed by the Company and that such internal financial controls including with reference to Financial Statements are adequate and were operating effectively; and
- f. The Directors had devised proper systems to ensure compliance with the provisions of all applicable laws and that such systems were adequate and operating effectively.

Internal Control Systems and their Adequacy

The Company has an effective internal control and risk-mitigation system, which are constantly assessed and strengthened. The Company's internal control system is commensurate with its size, scale and complexities of its operations. The internal and operational audit is entrusted to Messrs Natvarlal Vepari and Company, a reputed firm of Chartered Accountants. The main thrust of internal audit is to test and review controls, appraisal of risks and business processes, besides benchmarking controls with best practices in the industry.

The Audit Committee of the Board of Directors actively reviews the adequacy and effectiveness of the internal control systems and suggests improvements to strengthen the same. The Company has a robust Management Information System, which is an integral part of the control mechanism.

Significant and material orders

There are no significant and material orders existing as on date by the regulators/courts/tribunals impacting the going concern status and the Company's operations in future.

Composition of Audit Committee

In terms of the provisions of Section 177 of the Companies Act, 2013 read with the Companies (Meetings of Board and its Powers) Rules, 2014 and Regulation 18 of SEBI LODR, the Company has re-constituted the Audit Committee due to expiry of second and final term of consecutive five (5) years of Mr. Kanwaljit Nagpal as Independent Director of the Company w.e.f. close of business hours on March 31, 2024.

The present Audit Committee comprises of total three members out of which two are Non-Executive Independent Directors, and one is an Executive Director:

1. Mr. Raj Kishore Singh (Chairman w.e.f. April 01, 2024)
2. Mr. Raj K. Chandaria
3. Mr. Jaideep D. Khimasia

During the year, the Board of Directors of the Company had always accepted the recommendations of the Audit Committee.

The details of Committee and its terms of reference are also set out in the Corporate Governance Report forming part of the Board's Report.

Details of Establishment of Vigil Mechanism for Directors and Employees

The Company, pursuant to Section 177 of Companies Act, 2013 read along with the rules made thereunder and Regulation 22 of SEBI LODR, have established vigil mechanism for Directors and Employees to report concerns about unethical behaviour, actual or suspected fraud or violation of

the Company's code of conduct or ethics policy. The scope of the policy is that it covers any alleged wrongful conduct and other matters or activity on account of which the interest of the Company is affected and is formally reported by Whistle Blower(s). The Whistle Blower's role is that of a reporting party with reliable information. They are not required or expected to act as investigators or finders of facts, nor would they determine the appropriate corrective or remedial action that may be warranted in a given case.

The Company has a vigil mechanism to deal with instance of fraud and mismanagement, if any. The Company's vigil mechanism is providing adequate safeguards against victimisation of persons who use such mechanism and has made provision for direct access to the chairperson of the Audit Committee in appropriate or exceptional cases.

The details of the said Policy are explained in the Corporate Governance Report and details of establishment of vigil mechanism is posted on the website of the Company at www.aegisindia.com.

Details of the annual return as provided under sub-section (3) of section 92

The details as provided under sub-section (3) of Section 92 of Companies Act, 2013 is available on the website of the Company at www.aegisindia.com.

Policy relating to remuneration of Directors, Key Managerial Personnel and other Employees

In terms of the provisions of Section 178 of the Companies Act, 2013 read with the Companies (Meetings of Board and its Powers) Rules, 2014 and Regulation 19 of SEBI LODR, the Company has re-constituted a Nomination and Remuneration ('N&R') Committee due to expiry of second and final term of consecutive five (5) years of Mr. Kanwaljit Nagpal as Independent Director of the Company w.e.f. close of business hours on March 31, 2024.

Further, the Board of Directors appointed Mr. Kanwaljit Nagpal as Non-Executive Non-Independent director on the Board w.e.f. April 01, 2024 and has also inducted him as a member of N&R committee effectively from the same date. The present members of the N&R Committee as on May 24, 2024 were Mr. Raj Kishore Singh (Chairman w.e.f. April 01, 2024); Mr. Kanwaljit S. Nagpal (w.e.f. April 01, 2024) and Mr. Rahul Asthana.

Further, in view of expiry of second and final term of consecutive five (5) years of Mr. Rahul Asthana as Independent Director of the Company w.e.f. close of business hours on May 28, 2024, the Board of Directors in its meeting held on May 24, 2024 reconstituted N&R Committee w.e.f. May 29, 2024.

The members of N&R Committee as on May 29, 2024 are as follows:

1. Mr. Raj Kishore Singh (Chairman w.e.f. April 01, 2024);
2. Mr. Kanwaljit S. Nagpal (w.e.f. April 01, 2024) and
3. Mr. Lars Erik Mikael Johansson (w.e.f. May 29, 2024)

The N&R Committee identifies persons who are qualified to become Directors and who may be appointed in Senior Management in accordance with the laid down criteria, recommend to the Board their appointment and renewal and shall carry out evaluation of every Director's performance. The Committee formulates criteria for determining qualifications, positive attributes and independence of a Director and recommends to the Board a policy, relating to the remuneration for the directors, key managerial personnel and other employees.

The Remuneration policy reflects the Company's objectives for good corporate governance as well as sustained and long-term value creation for stakeholders'. The policy of the Company on directors' appointment and remuneration, as required under Sub-section (3) of Section 178 of the Companies Act, 2013, is available on the Company's website www.aegisindia.com.

The Policy will also help the Company to attain optimal Board diversity and create a basis for succession planning. In addition, it is intended to ensure that –

- a) the Company is able to attract, develop and retain high-performing and motivated Executives in a competitive international market;

- b) the Executives are offered a competitive and market aligned remuneration package, with fixed salaries being a significant remuneration component, as permissible under the Applicable Law;
- c) remuneration of the Executives are aligned with the Company's business strategies, values, key priorities and goals.

The details of Committee and its terms of reference are also set out in the Corporate Governance Report forming part of the Board's Report.

Particulars of Loans, Guarantees or Investments

The Company is engaged in the business of providing infrastructural facilities as specified under Section 186 (11) (a) of the Companies Act, 2013 read with Schedule VI to the Companies Act, 2013. However, details of Loans, Guarantees and Investments are given in the notes to the Financial Statements.

Disclosure of particulars of contracts/arrangements with related parties

The Company has adopted a Related Party Transactions Policy. The Audit Committee reviews this policy from time to time and also reviews and approves all related party transactions ('RPTs'), to ensure that the same are in line with the provisions of applicable law and the Related Party Transactions Policy. The Policy on Materiality of and dealing with Related Party Transactions was amended in line with SEBI LODR. The policy on Materiality of and dealing with Related Party Transactions as approved by the Board is uploaded on the Company's website at www.aegisindia.com.

All transactions entered into with the related parties are in compliance with the provisions of the Companies Act, 2013 and on the arm's length basis.

There are no significant related party transactions made by the Company with Promoters, Directors, Key Managerial Personnel or other designated persons which may have a potential conflict with the interest of the Company at large.

All Related Party Transactions are placed before the Audit Committee for approval. Prior omnibus approval of the Audit Committee is obtained on a yearly basis for the transactions which are of a foreseen and repetitive nature. The transactions entered into pursuant to the omnibus approval so granted is placed before the Audit Committee on a quarterly basis.

All RPTs entered during the year were entered with its subsidiaries. Accordingly, the disclosure of RPTs as required under Section 134(3)(h) of the Act, in Form AOC-2 forms part of this Annual Report and is placed at Annexure-'E'.

Development and implementation of Risk Management Policy

In terms of the Regulation 21 of SEBI LODR, the Company has re-constituted a Risk Management Committee due to expiry of second and final term of consecutive five (5) years of Mr. Kanwaljit Nagpal as Independent Director of the Company w.e.f. close of business hours on March 31, 2024.

The present composition of the Risk Management Committee consisting of majority members of Board of Directors as follows:

1. Mr. Raj K. Chandaria (Chairman)
2. Mr. Jaideep Khimasia (w.e.f. April 1, 2024)
3. Mr. Rajiv Chohan

The Committee lays down procedures to inform Board members about the risk assessment and minimisation procedures, monitor and review risk management plan and for carrying out such other functions as may be directed by the Board.

The Company adopted a risk management policy including identification therein of elements of risk, and action taken by the Company to mitigate those risks.

The specific objectives of the Risk Management Policy are to ensure that all the current and future material risk exposures of the Company are identified, assessed, quantified, appropriately mitigated and managed, to establish framework for the Company's risk management process and to ensure Company-wide implementation, to ensure systematic and uniform assessment of risks related with

Oil, Gas & Chemicals Logistics business, to enable compliance with appropriate regulations, wherever applicable, through the adoption of best practices and to assure business growth with financial stability.

The details of Committee and its terms of reference are also set out in the Corporate Governance Report forming part of the Board's Report.

Material Changes and commitments, if any, affecting the financial position

There were no material changes and commitments, which affected the financial position of the Company between the end of the financial year of the Company to which the financial statements relates and the date of the report.

Number of meetings of the Board of Directors

During the year ended March 31, 2024, 5 Board Meetings were held on the following dates :

1. May 30, 2023
2. July 26, 2023
3. November 03, 2023
4. February, 02 2024
5. February 15, 2024

The detailed composition of the Board of Directors along with the number of Board Meetings and various committees has been provided in the Corporate Governance Report.

Compliance with Secretarial Standards

The Company has complied with the applicable Secretarial Standards (as amended from time to time) on the Board and General Meetings issued by The Institute of Company Secretaries of India and approved by Central Government under section 118 (10) of the Companies Act, 2013.

Disclosure under the Sexual Harassment of Women at Workplace (Prevention, Prohibition and Redressal) Act, 2013

The Company has always believed in providing a safe and harassment free workplace for every individual working in the Company's premises through various interventions and practices. The Company always endeavours to create and provide an environment that is free from discrimination and harassment including sexual harassment.

The policy on prevention of sexual harassment at workplace aims at prevention of harassment of employees and lays down the guidelines for identification, reporting and prevention of undesired behaviour. The Company has duly constituted internal complaints committee as per the said Act.

During the year ended March 31, 2024, there were nil complaints recorded pertaining to sexual harassment.

Business Responsibility and Sustainability Report (BRSR)

In terms of Regulation 34 of the SEBI (Listing Obligations and Disclosure Requirements) Regulations, 2015 ("Listing Regulations") read with relevant SEBI Circulars, introduced new sustainability related reporting requirements to be reported in the specific format of Business Responsibility and Sustainability Report ('BRSR'). BRSR is a notable departure from the existing Business Responsibility Report ('BRR') and a significant step towards giving platform to the companies to report the initiatives taken by them in areas of environment, social and governance. Further, SEBI has mandated top 1,000 listed companies, based on market capitalisation, to transition to BRSR from FY 2022-23 onwards.

Accordingly, the Company has adopted a Policy on BRSR and other ESG initiatives. A detailed BRSR in the format prescribed by SEBI includes details on performance against the nine principles of the National Guidelines on Responsible Business Conduct and a report under each principle, which is divided into essential and leadership indicators forms part of this Annual Report and is placed at Annexure-'F' and has been hosted on Company's website and can be accessed at www.aegisindia.com.

Insolvency and Bankruptcy Code

There are no proceedings, either filed by the Company or filed against the Company, pending under the Insolvency and Bankruptcy Code, 2016 as amended, before National Company Law Tribunal or other courts during the FY 2023-24.

Disclosure under Rule 8(5)(xii) of the Companies (Accounts) Rules, 2014

During the year, there were no instances of one-time settlement with Banks and Financial Institutions and therefore the disclosure of reason in difference of valuation done at the time of one-time settlement and the valuation done while taking loan from the Banks or Financial Institutions is not applicable.

Appreciation

Your Directors place on the record their appreciation of the contribution made by the employees at all levels who, through their competence, diligence, solidarity, co-operation and support, have enabled the Company to achieve the desired results during the year.

The Board of Directors gratefully acknowledge the assistance and co-operation received from the authorities of Port Trust, Bankers, Central and State Government Departments, Shareholders, Suppliers and Customers.

**For and on behalf of the Board of
Directors**

Raj K. Chandaria

Chairman and Managing Director

DIN : 00037518

Place: Mumbai

Date: May 24, 2024

Annexure 'A' to the Directors' Report

(Information under Section 134 of Companies Act, 2013 read with Rule 8 of Companies (Accounts) Rules, 2014 and forming part of the Directors' Report for the year ended March 31, 2024)

(A) Conservation of energy

- (i) The steps taken or impact on Conservation of Energy:
- The Company has replaced conventional bulbs to LED (Light Emitting Diode) light fittings at our Mumbai, Pipavav, Kandla, Haldia & Mangalore Terminals
- (ii) The steps taken by the company for utilising alternate sources of energy;
- 43% of electricity consumption is sourced from Wind Energy in M1 Mumbai Terminal through our electricity supplier Tata Power
- (iii) The capital investment on energy/environment conservation equipment.
- The company has replaced conventional bulbs to LED (Light Emitting Diode) light fittings at our Mumbai Terminal
 - The Terminal has taken various steps to overcome instruments errors. Overfill cut off sensors installed for class A/B products in truck loading bays.
 - Install overfill sensor for corrosive products at NPP gantry to avoid overflow of corrosive and Hazardous products.

(B) Technology absorption

- (i) The efforts made towards technology absorption: Nil.
- (ii) The benefits derived like product improvement, cost reduction, product development or import substitution:
1. A state of art air cooled Air Compressors vis-a- vis conventional water cooled two no's of Kaeser make DSD 175 of capacity 600 CFM each has been commissioned in January, 2023
 2. Bottom Loading Arrangement for Styrene Monomer for Storage Tanks for Filling Bay has been Commissioned in April 2022
 3. Cyclone separators for Pig Trolley area (T3B) has been Commissioned in January 2023
 4. Burckhardt make Laby compressors, Model:- 2K-140-2F (C-340) has been Commissioned in May 2022
 5. Burckhardt make Laby compressors, Model: - 2K-140-2F (C-350) Commissioned in November 2022 Mumbai. The company saved energy of 257920 Units Cost savings of 23.21 lakh & Less maintenance expenses. These savings are recurring in nature.
 6. Towards impetus on process & Safety we have replaced Conventional manual loading of acetic acid with batch control and flow meter. The main feature of this facility is also a over fill protection. Operations friendly. .
- (iii) In case of imported technology (imported during the last three years reckoned from the beginning of the financial year).
- (a) The details of technology imported: VOC analyser system installed at the Company's Terminal for environmental control.
 - (b) The year of import: 2018
 - (c) Whether the technology been fully absorbed: Yes
 - (d) If not fully absorbed, areas where absorption has not taken place, and the reasons thereof: Not Applicable.

(iv) The expenditure incurred on Research and Development

The Company is not engaged in manufacturing activities and as such there is no specific R&D Project undertaken.

(C) Foreign exchange earnings and Outgo

The Foreign Exchange earned in terms of actual inflows during the year and the Foreign Exchange outgo during the year in terms of actual outflows:

During the financial year, the Company's foreign exchange earnings were NIL and outgo was Rs. 1,85,541.26 lakh.

For and on behalf of the Board

Raj K. Chandaria

Chairman and Managing Director

DIN : 00037518

Place: Mumbai

Date: May 24, 2024

Annexure B to the Directors' Report

DISCLOSURE UNDER SECTION 197(12) AND RULE 5(1) OF THE COMPANIES (APPOINTMENT AND REMUNERATION OF MANAGERIAL PERSONNEL) RULES, 2014

- (i) Ratio of the remuneration of each Managing Director to the median remuneration of the employees of the company for the financial year ended March 31, 2024 was 94.36.

The Non-Executive Directors received the sitting fees from the Company for attending each Board meeting, Audit Committee meeting, Stakeholders Relationship Committee, Share Transfer Committee meeting and Occupational Health Safety & Environment Committee meeting of Directors. Sitting fees payable to the Directors for attending each meeting of the Board is Rs. 30,000/- (during the year Sitting fees increased from 25,000/- to 30,000/-).

- (ii) The percentage increase in remuneration of the Chief Financial Officer, Chief Executive Officer and the Company Secretary in the FY 2023-24 was 4%, 4% and 10% respectively.
- (iii) The percentage increase in the median remuneration of employees in the FY 2023-24 was 7.01%.
- (iv) The number of permanent employees on the rolls of company were about 368.
- (v) Average percentage increase made in the salaries of all the employees other than managerial personnel in the last Financial Year i.e. 2023-24 was 20.08% whereas the percentage increase in the managerial remuneration for the same financial year was 10.01%.
- (vi) It is affirmed that the remuneration paid is as per the remuneration policy of the Company.

For and on behalf of the Board of Directors

Raj K. Chandaria

Chairman and Managing Director

DIN : 00037518

Place: Mumbai

Date: May 24, 2024

Annexure C to the Directors' Report

ANNUAL REPORT ON CSR ACTIVITIES

1. Brief outline on CSR Policy of the Company.

The Company's CSR activities pre-date the coinage of the phrase "Corporate Social Responsibility". The Company is committed to make a sustainable positive impact on the communities it operates by actively contributing to their social and economic development. In so doing build a better, sustainable way of life for the weaker sections of society and raise the country's Human Development Index.

The Company's aim is to be one of the most respected Companies in India, delivering superior and sustainable value to all its customers, business partners, shareholders, employees. The Company's CSR initiatives focus on holistic development of communities and create social, environmental and economic value to the society.

The CSR Committee's Vision is "changing lives in pursuit of collective development and environmental sustainability". This vision should encompass all CSR activities of the Company.

The Company contributes directly towards the eligible Corporate Social Responsibility ("CSR") projects and also has been a proud sponsor of ANARDE Foundation, which was established in 1979.

The CSR Policy of the Company is also available on www.aegisindia.com.

2. Composition of CSR Committee:

Sl. No.	Name of Director	Designation / Nature of Directorship	Number of meetings of CSR Committee held during the year	Number of meetings of CSR Committee attended during the year
1	Mr. Raj K. Chandaria	(Chairman of Committee) Chairman & M.D	2	1
2	*Mr. Kanwaljit S. Nagpal	(Member of Committee) Non-Independent director		2
3	Mr. Jaideep D. Khimasia	(Member of Committee) Independent director		2

* During the financial year there is no change in the composition of CSR Committee however, due expiry of the second and final term of Mr. Kanwaljit S. Nagpal as an Independent Director, the Board has approved the changes in the composition of the CSR Committee w.e.f April 01, 2024. The Board then appointed Mr. Kanwaljit S. Nagpal as Non-executive Non-Independent director on the Board w.e.f April 01, 2024 and has also inducted him as a member of CSR Committee effectively from the same date.

- Provide the web-link where Composition of CSR committee, CSR Policy and CSR projects approved by the board are disclosed on the website of the company. <https://aegisindia.com/investor-information/#policies-and-codes>
- Provide the details of Impact assessment of CSR projects carried out in pursuance of sub-rule (3) of rule 8 of the Companies (Corporate Social responsibility Policy) Rules, 2014, if applicable (attach the report). – Not Applicable
- Details of the amount available for set off in pursuance of sub-rule (3) of rule 7 of the Companies (Corporate Social responsibility Policy) Rules, 2014 and amount required for set off for the financial year, if any. –

Sr. No	Financial Year	Amount available for set off from preceding financial year (Rs. in lakh)	Amount required to be set-off for the financial year, if any (Rs. in lakh)
1.	2022-23	49.20	49.20

- (a) Average net profit of the company as per section 135(5). Rs. **27,274.67 lakh**
- (a) Two percent of average net profit of the company as per section 135(5). Rs. **545.49 lakh**

(b) Surplus arising out of the CSR projects or programmes or activities of the previous financial years. **Nil**

(c) Amount required to be set off for the financial year, if any **Rs. 49.20 lakh**

(d) Total CSR obligation for the financial year (7a+7b-7c). **Rs. 496.29 lakh**

(e) Amount spent on CSR Projects (both Ongoing Project and other than Ongoing Project)- **Rs. 230.17 lakh**

8. (a) CSR amount spent or unspent for the financial year:

Total Amount Spent for the Financial Year. (Rs. In lakh)	Amount Unspent (Rs. In lakh)				
	Total Amount transferred to Unspent CSR Account as per section 135(6).		Amount transferred to any fund specified under Schedule VII as per second proviso to section 135(5).		
	Amount (Rs. In lakh)	Date of transfer	Name of the Fund	Amount (Rs. In lakh)	Date of transfer
230.17	266.12	29-04-2024	N.A	N.A	N.A

(b) Details of CSR amount spent against **ongoing projects** for the financial year:

(1)	(2)	(3)	(4)	(5)	(6)	(7)	(8)	(7)	(8)	(9)		
Sl. No.	Name of the Project	Item from the list of activities in schedule VII to the Act	Local area (Yes/ No)	Location of the project		Project duration	Amount allocated for the Project	Amount spent in the current financial year (in Rs. in lakh)	Amount Transferred to Unspent CSR Account for the project as per section 135(6) in lakh	Mode of implementation - Direct (Yes/ No)	Mode of implementation - Through implementing agency	
				State	District						Name	CSR registration number
1	Development of Roads in rural areas	Rural Development Project	Yes	Gujarat	Kandla	3 Years	325.50	59.38	266.12	Yes	NA	NA

(c) Details of CSR amount spent against **other than ongoing projects** for the financial year:

(1)	(2)	(3)	(4)	(5)	(6)	(7)	(8)		
Sl. No.	Name of the Project	Item from the list of activities in schedule VII to the Act	Local area (Yes/ No)	Location of the project		Amount spent for the project (in Rs. in lakh)	Mode of implementation - Direct (Yes/ No)	Mode of implementation - Through implementing agency	
				State	District			Name.	CSR registration number
1.	Contribution to Biff & Bright Welfare Society for aiding construction of hospital and medical college at Jaipur location	Promoting Healthcare	Yes	Rajasthan	Jaipur	130.00	Yes	-	-
2.	Contribution for Air Filtration Units for control of Air Pollution at Mumbai	Environmental Sustainability	Yes	Mahul	Maharashtra	25.07	Yes	-	-
3.	Contribution towards Walk together foundation	Enhancement of livelihood	Yes	Mahul	Maharashtra	4.00	Yes	-	-
4.	Contribution for Mahul festival, Ram Mandir, Pranprathistan Langar, Shree Hariharputa Bhajan, Yuva Pratishthan	Promoting arts & Culture	Yes	Mahul	Maharashtra	11.72	Yes	-	-
TOTAL						170.79			

- (d) Amount spent in Administrative Overheads. Rs. Nil
- (e) Amount spent on Impact Assessment, if applicable. Not Applicable
- (f) Total amount spent for the Financial Year (8b+8c+8d+8e) Rs. **230.17 lakh**
- (g) Excess amount for set off, if any

Sl. No.	Particular	Amount (Rs. in lakh)
(i)	Two percent of average net profit of the company as per section 135(5)	545.49
(ii)	*Total CSR Obligation for the financial year after deducting excess amount of Rs. 49.20 lakh contributed in previous year	496.29
(iii) a.	Total amount spent for the Financial Year	230.17
(iii) b.	Total Amount transferred to Unspent CSR Account as per section 135(6).	266.12
(iv)	Excess amount spent for the financial year [(ii)-(iii)]	0
(v)	Surplus arising out of the CSR projects or programmes or activities of the previous financial years, if any	0
(vi)	Amount available for set off in succeeding financial years [(iv)-(v)]	0

**The Total CSR Obligation for the financial year in column (ii) has been added additionally for better clarity of the excess CSR contributed in the financial year.*

9. (a) Details of Unspent CSR amount for the preceding three financial years: **NA**
- (b) Details of CSR amount spent in the financial year for **ongoing projects** of the preceding financial year(s): **NA**
10. In case of creation or acquisition of capital asset, furnish the details relating to the asset so created or acquired through CSR spent in the financial year (**asset-wise details**).
- a) Date of creation or acquisition of the capital asset(s): None
- b) Amount of CSR spent for creation or acquisition of capital asset - Nil
- c) Details of the entity or public authority or beneficiary under whose name such capital asset is registered, their address, etc- Not applicable
- d) Provide details of the capital asset(s) created or acquired (including complete address and location of the capital asset)- Not applicable
11. Specify the reason(s), if the company has failed to spend two per cent of the average net profit as per section 135(5). **Not Applicable**

For and on behalf of the Board of Directors

Raj K. Chandaria

Chairman and Managing Director

(Chairman of CSR Committee)

DIN : 00037518

Place: Mumbai

Date: May 24, 2024

Annexure D to the Directors' Report

Form No. MR-3

SECRETARIAL AUDIT REPORT

FOR THE FINANCIAL YEAR ENDED March 31, 2024

[Pursuant to section 204(1) of the Companies Act, 2013, rule No. 9 of the Companies (Appointment and Remuneration Personnel) Rules, 2014 and 24A (1) of the SEBI (Listing Obligations and Disclosure Requirements) Regulations, 2015]

To,

The Members,

AEGIS LOGISTICS LIMITED

I have conducted the Secretarial Audit of the compliance of applicable statutory provisions and the adherence to good corporate practices by **Aegis Logistics Limited** (hereinafter called "the Company"). Secretarial Audit was conducted in a manner that provided me a reasonable basis for evaluating the corporate conducts/ statutory compliances and expressing my opinion thereon.

Based on my verification of the **Aegis Logistics Limited** books, papers, minute books, forms and returns filed and other records maintained by the Company and also the information provided by the Company, its officers, agents and authorised representatives during the conduct of Secretarial Audit, I hereby report that in my opinion, the Company has, during the audit period covering the financial year ended on March 31, 2024, complied with the statutory provisions listed hereunder and also that the Company has proper Board-processes and compliance-mechanism in place to the extent, in the manner and subject to the reporting made hereinafter:

I have examined the books, papers, minute books, forms and returns filed and other records maintained by the Company for the financial year ended on March 31, 2024, according to the provisions of:

- 1) The Companies Act, 2013 ("the Act") and the rules made there under;
- 2) The Securities Contracts (Regulation) Act, 1956 ('SCRA') and the rules made thereunder;
- 3) The Depositories Act, 1996 and the Regulations and Bye-laws framed thereunder;
- 4) Securities and Exchange Board of India (Depositories and Participants) Regulations, 2018;
- 5) Foreign Exchange Management Act, 1999 and the Rules and Regulations made thereunder to the extent of Foreign Direct Investment, Overseas Direct Investment and External Commercial Borrowings;
- 6) The following Regulations and Guidelines prescribed under the Securities and Exchange Board of India Act, 1992 ('SEBI Act'): -
 - a) The Securities and Exchange Board of India (Prohibition of Insider Trading) Regulations, 2015;
 - b) The Securities and Exchange Board of India (Registrars to an Issue and Share Transfer Agents) Regulations, 1993 regarding the Companies Act and dealing with client;
 - c) The Securities and Exchange Board of India (Substantial Acquisition of Shares and Takeover) Regulations, 2011;
 - d) Securities and Exchange Board of India (Listing Obligations and Disclosure Requirements) Regulations, 2015;
- 7) The Factories Act, 1948;
- 8) The Petroleum Act, 1934;
- 9) Explosives Act, 1884;
- 10) The Indian Wireless Telegraphy Act, 1933;

- 11) The Essential Commodities Act, 1955;
- 12) Legal Metrology Act, 2009;
- 13) Bombay Shops & Establishment Act, 1948;
- 14) Development Control Regulations for Greater Mumbai, 1991;
- 15) The Environment (Protection) Rules, 1986;
- 16) The Electricity Act, 2003;
- 17) Major Port Trusts Act, 1963;
- 18) The Mumbai Municipal Corporation Act, 1888;
- 19) West Bengal municipal Act, 1993;
- 20) The Contract Labour (Regulation and Abolition) Act, 1970;
- 21) Income Tax Act, 1961;
- 22) Goods and Service Tax Act, 2017;
- 23) Environment Protection Act, 1986;
- 24) The Air (Prevention & Control of Pollution) Act 1981;
- 25) The Water (Prevention & Control of Pollution) Act 1974;
- 26) Customs Act, 1962.

I have also examined compliance with the applicable clauses of the following:

- (i) Secretarial Standards issued by The Institute of Company Secretaries of India.
- (ii) Listing Agreement executed by the Company pursuant to Securities and Exchange Board of India (Listing Obligations and Disclosure Requirements) Regulations, 2015 with BSE and National Stock Exchange of India Ltd. for Equity.

During the period under review the Company has complied with the provisions of the Act, Rules, Regulations, Guidelines, Standards, etc. mentioned above.

I further report that the Board of Directors of the Company is duly constituted with proper balance of Executive Directors, Non-executive Directors and Independent Directors and Woman Director. The changes in the composition of the Board of Directors that took place during the period under review were carried out in compliance with the provisions of the Act.

Adequate notices are given to all directors to schedule the Board Meetings, Agenda and detailed notes on Agenda were sent at least seven days in advance. Also, Board meetings held on shorter notice basis are convened with the consent of Directors and a system exists for seeking and obtaining further information and clarifications on the Agenda items before the meeting and for meaningful participation at the meeting.

Majority decision is carried through while the dissenting members' (if any) views are captured and recorded as part of the minutes.

I further report that there are adequate systems and processes in the Company commensurate with the size and operations of the company to monitor and ensure compliance with applicable laws, rules, regulations and guidelines.

I further report that during the audit period the Company had following events which had bearing on the Company's affairs in pursuance of the above referred laws, rules, regulations, guidelines, standards etc.

During the year, a Share Purchase Agreement (“SPA”) dated June 09, 2023 has been entered into between Aegis Vopak Terminals Limited (“AVTL”), Vopak India B.V. (“Vopak”) and the Company for the transfer of 13% shares held by Company in AVTL to Vopak i.e 13,000 (Thirteen thousand) CCPS for an aggregate consideration of Rs.. 585,000,000 (Indian Rupees Five Hundred and Eighty-Five Million only). Accordingly, the Company has transferred 13% of its shareholding of AVTL to Vopak on June 16, 2023 as per the terms and conditions of SPA.

Place: Mumbai
Date: May 10, 2024
UDIN: F003830F000347085

For P. Naithani & Associates
Company Secretaries
Prasen Naithani
FCS No. 3830
C.P. No. 3389
PR.No.1131/2021

ANNEXURE A

To,

The Members,

AEGIS LOGISTICS LIMITED

My Secretarial Audit Report for Financial Year ended on March 31, 2024 of even date is to be read along with this letter.

1. Maintenance of secretarial record is the responsibility of the management of the Company. My responsibility is to express an opinion on these secretarial records based on my audit.
2. I have followed the audit practices and processes as were appropriate to obtain reasonable assurance about the correctness of the contents of the secretarial records. The verification was done on test basis to ensure that correct facts are reflected in secretarial records. I believe that the process and practices, I followed provide a reasonable basis for my opinion.
3. I have not verified the correctness and appropriateness of financial records and Books of Account of the company.
4. Wherever required, I have obtained the Management representation about the compliance of laws, rules and regulations and happening of event etc.
5. The compliance of the provisions of corporate and other applicable laws, rules, regulations, standards is the responsibility of Management. My examination was limited to the verification of procedures on test basis.
6. The Secretarial Audit report is neither an assurance as to the future viability of the Company nor of the efficacy or effectiveness with which the Management has conducted the affairs of the Company.

Place: Mumbai
Date: May 10, 2024
UDIN: F003830F000347085

For P. Naithani & Associates
Company Secretaries
Prasen Naithani
FCS No. 3830
C.P. No. 3389
PR.No.1131/2021

Form No. MR-3
SECRETARIAL AUDIT REPORT
FOR THE FINANCIAL YEAR ENDED March 31, 2024

[Pursuant to section 204(1) of the Companies Act, 2013, rule No. 9 of the Companies (Appointment and Remuneration Personnel) Rules, 2014 and 24A (1) of the SEBI (Listing Obligations and Disclosure Requirements) Regulations, 2015]

To,

The Members,

AEGIS VOPAK TERMINALS LIMITED

I have conducted the Secretarial Audit of the compliance of applicable statutory provisions and the adherence to good corporate practices by **AEGIS VOPAK TERMINALS LIMITED** (hereinafter called “the Company”). Secretarial Audit was conducted in a manner that provided me a reasonable basis for evaluating the corporate conducts/ statutory compliances and expressing my opinion thereon.

Based on my verification of the **Aegis Vopak Terminals Limited** books, papers, minute books, forms and returns filed and other records maintained by the Company and also the information provided by the Company, its officers, agents and authorised representatives during the conduct of Secretarial Audit, I hereby report that in my opinion, the Company has, during the audit period covering the financial year ended on March 31, 2024, complied with the statutory provisions listed hereunder and also that the Company has proper Board-processes and compliance-mechanism in place to the extent, in the manner and subject to the reporting made hereinafter:

I have examined the books, papers, minute books, forms and returns filed and other records maintained by the Company for the financial year ended on March 31, 2024, according to the provisions of:

- 1) The Companies Act, 2013 (“the Act”) and the rules made there under;
- 2) The Securities Contracts (Regulation) Act, 1956 (‘SCRA’) and the rules made thereunder;
- 3) The Depositories Act, 1996 and the Regulations and Bye-laws framed thereunder;
- 4) Foreign Exchange Management Act, 1999 and the rules and regulations made thereunder to the extent of Foreign Direct Investment, Overseas Direct Investment and External Commercial Borrowings;
- 5) The Regulations and Guidelines prescribed under the Securities and Exchange Board of India Act, 1992 (‘SEBI Act’) are not applicable as Company being unlisted except following:
 - a) Securities and Exchange Board of India (Depositories and Participants) Regulations, 2018;
 - b) The Securities and Exchange Board of India (Registrars to an Issue and Share Transfer Agents) Regulations, 1993 regarding the Companies Act and dealing with client;
- 6) The Factories Act, 1948;
- 7) The Petroleum Act, 1934;
- 8) Explosives Act, 1884;
- 9) The Indian Wireless Telegraphy Act, 1933;
- 10) The Essential Commodities Act, 1955;
- 11) Legal Metrology Act, 2009;
- 12) Gas Cylinder Rules, 2016
- 13) Bombay Shops & Establishment Act, 1948;
- 14) The Environment (Protection) Rules, 1986;
- 14) The Electricity Act, 2003;
- 15) Major Port Trusts Act, 1963;

- 16) West Bengal municipal Act, 1993;
- 17) The Contract Labour (Regulation and Abolition) Act, 1970;
- 18) Income Tax Act, 1961;
- 19) Goods and Service Tax Act, 2017;
- 20) Environment Protection Act, 1986;
- 21) The Air (Prevention & Control of Pollution) Act 1981;
- 22) The Water (Prevention & Control of Pollution) Act 1974;
- 23) Customs Act, 1962

I have also examined compliance with the applicable clauses of the following:

- (i) Secretarial Standards issued by The Institute of Company Secretaries of India.
- (ii) Listing Agreement entered into by the Company with Stock Exchanges, if applicable: **Not Applicable**

During the period under review the Company has complied with the provisions of the Act, Rules, Regulations, Guidelines, Standards, etc. mentioned above subject to the following disclosure of the fact:

I further report that the Board of Directors of the Company is duly constituted with proper balance of Executive and Non-Executive directors during the period under review. The changes in the composition of the Board of Directors that took place during the period under review were carried out in compliance with the provisions of the Act.

Adequate notices were given to all directors to schedule the Board Meetings, Agenda and detailed notes on Agenda were sent at least seven days in advance and a system exists for seeking and obtaining further information and clarifications on the Agenda items before the meeting and for meaningful participation at the meeting.

Majority decision is carried through while the dissenting members' (if any) views are captured and recorded as part of the minutes.

I further report that there are adequate systems and processes in the Company commensurate with the size and operations of the company to monitor and ensure compliance with applicable laws, rules, regulations and guidelines.

I further report that during the audit period the Company had following events which had bearing on the Company's affairs in pursuance of the above referred laws, rules, regulations, guidelines, standards etc.

- i. During the year, a Share Purchase Agreement ("SPA") dated June 09, 2023 has been entered into between Company, Vopak India B.V. ("Vopak") and Aegis Logistics Limited ("ALL") for the transfer of 13% shares held by ALL in Company to Vopak i.e 13,000 (Thirteen thousand) CCPS for an aggregate consideration of Rs. 585,000,000 (Indian Rupees Five Hundred and Eighty-Five Million only). Accordingly, the ALL has transferred 13% of its shareholding of Company to Vopak on June 16, 2023 as per the terms and conditions of SPA.
- ii. During the year, the Company has acquired leasehold rights of immovable property along with storage terminal of 44168 KL (approx.) situated within Mangaluru City Corporation, Mangaluru Taluka.
- iii. During the year, the Company with member's approval raised the Borrowing limit from Rs. 2500 crore to Rs. 5000 crore as per Section 180 (1)(c) of Companies Act, 2013.

Place: Mumbai
Date: May 10, 2024
UDIN: F003830F000346700

For P. Naithani & Associates
Company Secretaries
Prasen Naithani
FCS No. 3830
C.P. No. 3389
PR.No.1131/2021

ANNEXURE A

To,

The Members,

AEGIS VOPAK TERMINALS LIMITED

My Secretarial Audit Report for Financial Year ended on March 31, 2024 of even date is to be read along with this letter.

1. Maintenance of secretarial record is the responsibility of the management of the Company. My responsibility is to express an opinion on these secretarial records based on my audit.
2. I have followed the audit practices and processes as were appropriate to obtain reasonable assurance about the correctness of the contents of the secretarial records. The verification was done on test basis to ensure that correct facts are reflected in secretarial records. I believe that the process and practices, I followed provide a reasonable basis for my opinion.
3. I have not verified the correctness and appropriateness of financial records and Books of Account of the company.
4. Wherever required, I have obtained the Management representation about the compliance of laws, rules and regulations and happening of event etc.
5. The compliance of the provisions of corporate and other applicable laws, rules, regulations, standards is the responsibility of Management. My examination was limited to the verification of procedures on test basis.
6. The Secretarial Audit report is neither an assurance as to the future viability of the Company nor of the efficacy or effectiveness with which the Management has conducted the affairs of the Company.

Place: Mumbai
Date: May 10, 2024
UDIN: F003830F000346700

For P. Naithani & Associates
Company Secretaries
Prasen Naithani
FCS No. 3830
C.P. No. 3389
PR.No.1131/2021

Form No. MR-3
SECRETARIAL AUDIT REPORT
FOR THE FINANCIAL YEAR ENDED March 31, 2024

[Pursuant to section 204(1) of the Companies Act, 2013, rule No. 9 of the Companies (Appointment and Remuneration Personnel) Rules, 2014 and 24A (1) of the SEBI (Listing Obligations and Disclosure Requirements) Regulations, 2015]

To,

The Members,

AEGIS GAS (LPG) PRIVATE LIMITED

I have conducted the Secretarial Audit of the compliance of applicable statutory provisions and the adherence to good corporate practices by **Aegis Gas (LPG) Private Limited** (hereinafter called "The Company"). Secretarial Audit was conducted in a manner that provided me a reasonable basis for evaluating the corporate conducts/statutory compliances and expressing my opinion thereon.

Based on my verification of the **Aegis Gas (LPG) Private Limited** books, papers, minute books, forms and returns filed and other records maintained by the Company and also the information provided by the Company, its officers, agents and authorised representatives during the conduct of Secretarial Audit, I hereby report that in my opinion, the Company has, during the audit period covering the financial year ended on March 31, 2024, complied with the statutory provisions listed hereunder and also that the Company has proper Board-processes and compliance-mechanism in place to the extent, in the manner and subject to the reporting made hereinafter.

I have examined the books, papers, minute books, forms and returns filed and other records maintained by the Company for the financial year ended on March 31, 2024, according to the provisions of:

- 1) The Companies Act, 2013 (the Act) and the rules made there under and any amendments made thereto;
- 2) The Securities Contracts (Regulation) Act, 1956 ('SCRA') and the rules made thereunder;
- 3) The Depositories Act, 1996 and the Regulations and Bye-laws framed thereunder;
- 4) Foreign Exchange Management Act, 1999 and the Rules and Regulations made thereunder to the extent of Foreign Direct Investment, Overseas Direct Investment and External Commercial Borrowings;
- 5) The Regulations and Guidelines prescribed under the Securities and Exchange Board of India Act, 1992 ('SEBI Act') are not applicable as Company being unlisted except following:
 - a) Securities and Exchange Board of India (Depositories and Participants) Regulations, 2018;
 - b) The Securities and Exchange Board of India (Registrars to an Issue and Share Transfer Agents) Regulations, 1993 regarding the Companies Act and dealing with client;
- 6) Bombay Shops & Establishment Act, 1948
- 7) Customs Act, 1962
- 8) Income Tax Act, 1961
- 9) The Factories Act, 1948
- 10) The Petroleum Act, 1934
- 11) Explosives Act, 1884
- 12) The Indian Wireless Telegraphy Act, 1933
- 13) The Essential Commodities Act, 1955
- 14) Legal Metrology Act, 2009
- 15) Gas Cylinder Rules, 2016
- 16) Environment Protection Act, 1986

- 17) The Air (Prevention & Control of Pollution) Act 1981
- 18) The Water (Prevention & Control of Pollution) Act 1974
- 19) The Environment (Protection) Rules, 1986
- 20) The Electricity Act, 2003
- 21) Major Port Trust Act, 1963/Port servicing by other ports (minor port)
- 22) The Contract Labour (Regulation and Abolition) Act, 1970
- 23) Goods and Service Tax Act, 2017

I have also examined compliance with the applicable clause of the following:

- i) Secretarial Standards issued by The Institute of Company Secretaries of India.
- ii) Listing Agreement entered into by the Company with Stock Exchange(s), if applicable – **Not Applicable.**

During the period under review the Company has complied with the provisions of the Act, Rules, Regulations, Guidelines, Standards, etc. mentioned above.

I further report that the Board of Directors of the Company is duly constituted with proper balance of Executive and Non-Executive directors during the period under review. There were no changes in the composition of the Board of Directors during the period under review.

Adequate notices were given to all directors to schedule the Board Meetings, Agenda and detailed notes on Agenda were sent at least seven days in advance. Also, Board meetings held on shorter notice basis are convened with the consent of Directors and a system exists for seeking and obtaining further information and clarifications on the Agenda items before the meeting and for meaningful participation at the meeting.

Majority decision is carried through while the dissenting members' (if any) views are captured and recorded as part of the minutes.

I further report that there are adequate systems and processes in the Company commensurate with the size and operations of the Company to monitor and ensure compliance with applicable laws, rules, regulations and guidelines.

I further report that during the audit period, the Company has sought the approval of its members at General Meeting for the following events:

- i. To approve the limit of borrowing and also providing security for securing the Borrowings upto Rs. 750,00,00,000 (Rupees Seven Hundred and Fifty Crores Only) pursuant to the provisions of Section 180(1)(a) & (c) of the Act;
- ii. To approve for giving loan or guarantee or provide any security in connection with any loan taken by subsidiaries/fellow subsidiaries specified under Section 185 of the Act.

Place: Mumbai
Date: May 10, 2024
UDIN: F003830F000346887

For P. Naithani & Associates
Company Secretaries
Prasen Naithani
FCS No. 3830
C.P. No. 3389
PR. No.:1131/2021

ANNEXURE A

To,

The Members,

AEGIS GAS (LPG) PRIVATE LIMITED

My Secretarial Audit Report for Financial Year ended on March 31, 2024 of even date is to be read along with this letter.

1. Maintenance of secretarial record is the responsibility of the management of the Company. My responsibility is to express an opinion on these secretarial records based on my audit.
2. I have followed the audit practices and processes as were appropriate to obtain reasonable assurance about the correctness of the contents of the secretarial records. The verification was done on test basis to ensure that correct facts are reflected in secretarial records. I believe that the process and practices, I followed provide a reasonable basis for my opinion.
3. I have not verified the correctness and appropriateness of financial records and Books of Account of the company.
4. Wherever required, I have obtained the Management representation about the compliance of laws, rules and regulations and happening of event etc.
5. The compliance of the provisions of corporate and other applicable laws, rules, regulations, standards is the responsibility of Management. My examination was limited to the verification of procedures on test basis.
6. The Secretarial Audit report is neither an assurance as to the future viability of the Company nor of the efficacy or effectiveness with which the Management has conducted the affairs of the Company.

Place: Mumbai
Date: May 10, 2024
UDIN: F003830F000346887

For P. Naithani & Associates
Company Secretaries
Prasen Naithani
FCS No. 3830
C.P. No. 3389
PR. No.:1131/2021

Form No. MR-3
SECRETARIAL AUDIT REPORT
FOR THE FINANCIAL YEAR ENDED MARCH 31, 2024

[Pursuant to section 204(1) of the Companies Act, 2013, rule No. 9 of the Companies (Appointment and Remuneration Personnel) Rules, 2014 and 24A (1) of the SEBI (Listing Obligations and Disclosure Requirements) Regulations, 2015]

To,

The Members,

HINDUSTAN AEGIS LPG LIMITED

I have conducted the Secretarial Audit of the compliance of applicable statutory provisions and the adherence to good corporate practices by **Hindustan Aegis LPG Limited** (hereinafter called “The Company”). Secretarial Audit was conducted in a manner that provided me a reasonable basis for evaluating the corporate conducts/statutory compliances and expressing my opinion thereon.

Based on my verification of the **Hindustan Aegis LPG Limited** books, papers, minute books, forms and returns filed and other records maintained by the Company and also the information provided by the Company, its officers, agents and authorised representatives during the conduct of Secretarial Audit, I hereby report that in my opinion, the Company has, during the audit period covering the financial year ended on March 31, 2024, complied with the statutory provisions listed hereunder and also that the Company has proper Board-processes and compliance-mechanism in place to the extent, in the manner and subject to the reporting made hereinafter.

I have examined the books, papers, minute books, forms and returns filed and other records maintained by the Company for the financial year ended on March 31, 2024, according to the provisions of:

- 1) The Companies Act, 2013 (the Act) and the rules made there under and any amendments made thereto;
- 2) The Securities Contracts (Regulation) Act, 1956 ('SCRA') and the rules made thereunder;
- 3) The Depositories Act, 1996 and the Regulations and Bye-laws framed thereunder;
- 4) Foreign Exchange Management Act, 1999 and the Rules and Regulations made thereunder to the extent of Foreign Direct Investment, Overseas Direct Investment and External Commercial Borrowings;
- 5) The Regulations and Guidelines prescribed under the Securities and Exchange Board of India Act, 1992 ('SEBI Act') are not applicable as Company being unlisted except following:
 - a) Securities and Exchange Board of India (Depositories and Participants) Regulations, 2018;
 - b) The Securities and Exchange Board of India (Registrars to an Issue and Share Transfer Agents) Regulations, 1993 regarding the Companies Act and dealing with client;
- 6) Bombay Shops & Establishment Act, 1948
- 7) Customs Act, 1962
- 8) Income Tax Act, 1961
- 9) The Factories Act, 1948
- 10) The Petroleum Act, 1934
- 11) Explosives Act, 1884
- 12) The Indian Wireless Telegraphy Act, 1933
- 13) The Electricity Act, 2003
- 14) Major Port Trust Act, 1963/ Port servicing by other ports (minor port)
- 15) The Contract Labour (Regulation and Abolition) Act, 1970
- 16) Goods and Service Tax Act, 2017

- 17) Environment Protection Act, 1986
- 18) The Environment (Protection) Rules, 1986
- 19) The Air (Prevention & Control of Pollution) Act 1981
- 20) The Water (Prevention & Control of Pollution) Act 1974
- 21) Gas Cylinder Rules, 2016

I have also examined compliance with the applicable clause of the following:

- i) Secretarial Standards issued by The Institute of Company Secretaries of India.
- ii) Listing Agreement entered into by the Company with Stock Exchange(s), if applicable – **Not Applicable.**

During the period under review the Company has complied with the provisions of the Act, Rules, Regulations, Guidelines, Standards, etc. mentioned above.

I further report that the Board of Directors of the Company is duly constituted with proper balance of Executive and Non-Executive directors during the period under review. The changes in the composition of the Board of Directors that took place during the period under review were carried out in compliance with the provisions of the Act.

Adequate notices were given to all directors to schedule the Board Meetings, Agenda and detailed notes on Agenda were sent at least seven days in advance and a system exists for seeking and obtaining further information and clarifications on the Agenda items before the meeting and for meaningful participation at the meeting.

Majority decision is carried through while the dissenting members' (if any) views are captured and recorded as part of the minutes.

I further report that there are adequate systems and processes in the Company commensurate with the size and operations of the Company to monitor and ensure compliance with applicable laws, rules, regulations and guidelines.

I further report that during the audit period there were no specific events or actions having a major bearing on the Company's affairs in pursuance of above referred laws, regulations, guidelines, standards etc.

Place: Mumbai
Date: May 10, 2024
UDIN: F003830F000346964

For P. Naithani & Associates
Company Secretaries
Prasen Naithani
FCS No. 3830
C.P. No. 3389
PR.No.1131/2021

ANNEXURE A

To,

The Members,

HINDUSTAN AEGIS LPG LIMITED

My Secretarial Audit Report for Financial Year ended on March 31, 2024 of even date is to be read along with this letter.

1. Maintenance of secretarial record is the responsibility of the management of the Company. My responsibility is to express an opinion on these secretarial records based on my audit.
2. I have followed the audit practices and processes as were appropriate to obtain reasonable assurance about the correctness of the contents of the secretarial records. The verification was done on test basis to ensure that correct facts are reflected in secretarial records. I believe that the process and practices, I followed provide a reasonable basis for my opinion.
3. I have not verified the correctness and appropriateness of financial records and Books of Account of the company.
4. Wherever required, I have obtained the Management representation about the compliance of laws, rules and regulations and happening of event etc.
5. The compliance of the provisions of corporate and other applicable laws, rules, regulations, standards is the responsibility of Management. My examination was limited to the verification of procedures on test basis.
6. The Secretarial Audit report is neither an assurance as to the future viability of the Company nor of the efficacy or effectiveness with which the Management has conducted the affairs of the Company.

Place: Mumbai
Date: May 10, 2024
UDIN: F003830F000346964

For P. Naithani & Associates
Company Secretaries
Prasen Naithani
FCS No. 3830
C.P. No. 3389
PR.No.1131/2021

Annexure E to the Directors' Report

FORM NO. AOC – 2

(Pursuant to clause (h) of sub – section (3) of section 134 of the Act and Rule 8 (2) of the Companies (Accounts) Rules, 2014)

Form for disclosure of particulars of contracts / arrangements entered into by the company with related parties referred to in sub-section (1) of section 188 of the Companies Act, 2013 including certain arm's length transactions under third proviso thereto.

1. Details of contracts or arrangements or transactions not at arm's length basis: Not Applicable
2. Details of material contracts or arrangements or transactions at arm's length basis:

No material related party transactions as stipulated under the SEBI (Listing Obligations and Disclosure Requirements) Regulations, 2015 were entered during the year by the Company.

The details of the significant transaction at arm's length basis with subsidiary is as follows:

Name(s) of the related party and nature of relationship	Nature of contracts/ arrangements/ transactions	Duration of the contracts/ arrangements/ transactions	Salient terms of the contracts or arrangements or transactions including the Values, if any	Date(s) of approval by the Board, if any	Amount paid as advances, if any
Aegis Vopak Terminals Limited (AVTL)- (Subsidiary Company)	The Company has transfer Pipavav LPG Storage business during FY 2023-24	Not Applicable	Transaction value is 5,137.93 lakh	17-01-2024	-

For and on behalf of the Board of Directors

Raj K. Chandaria

Chairman and Managing Director

DIN : 00037518

Place: Mumbai

Date: May 24, 2024

Annexure F to the Directors' Report

BUSINESS RESPONSIBILITY AND SUSTAINABILITY REPORT 2024

SECTION A: GENERAL DISCLOSURES

I. Details of the listed entity

No.	Particulars	Company Information
1.	Corporate Identity Number (CIN) of the Company	L63090GJ1956PLC001032
2.	Name of the Listed Company	Aegis Logistics Limited
3.	Year of Incorporation	30/06/1956
4.	Registered address	502, 5th Floor, Skylon Co. Op. Housing Society Ltd., GIDC, Char Rasta, Vapi-396195, Dist. Valsad, Gujarat State, India
5.	Corporate address	1202, Tower B, Peninsula Business Park G K MARG, Lower Parel (WEST) Mumbai 400013 MH
6.	E-mail ID	aegis@aegisindia.com
7.	Telephone	(022)-66663666
8.	Website	www.aegisindia.com
9.	Financial year for which reporting is being done	2023-2024
10.	Name of the Stock Exchange(s) where shares are listed	Equity shares are listed on BSE Limited and National Stock Exchange of India Limited
11.	Paid-up Capital	Rs. 35,10,00,000/-
12.	Name and contact details (Telephone, email address) of the person who may be contacted in case of queries on the BRSR Report	Mr. Rajiv Chohan President- Business Development (022)-66663666
13.	Reporting boundary-Are the disclosures under this report made on standalone basis (i.e; only for the entity) or on an consolidated basis (i.e; for the entity and all the entities which forms part of its consolidated financial statements, taken together	Disclosures made in this report are on a standalone basis
14.	Name of assurance provider	NA
15.	Type of assurance obtained	NA

II. Products/services

16. Details of business activities (accounting for 90% of the turnover):

S. No.	Description of Main Activity	Description of Business Activity	% of Turnover of the entity
1.	Trade	Wholesale Trading	90.09
2.	Transport and storage	Warehousing and storage	8.22

17. Products/Services sold by the entity (accounting for 90% of the entity's Turnover):

S. No.	Product/Service	NIC Code	% of total Turnover contributed
1	Storage Terminalling Business (both liquid and Gas)	52109	8.22
2	Wholesale LPG Distribution: Auto Gas, Commercial & Industry distribution	46610	90.09

Operation

18. Number of locations where plants and/or operations/offices of the entity are situated:

Location	Number of plants	Number of offices	Total
National	1. Storage Terminals at Mumbai	2	3
	2. Network of 142 Autogas Station over 10 states		
International		NIL	

19. Markets served by the entity

a. Number of locations

Locations	Number
National (No. of States)	The Company has its presence in 10 states through terminals and network of auto gas stations
International (No. of Countries)	None

b. What is the contribution of exports as a percentage of the total turnover of the entity? – There are no exports in the Company.

c. A brief on types of customers

OMC's, MNC and other industrial and commercial establishments as well as Auto LPG users.

IV. Employees

20. Details as at the end of Financial Year:

a. Employees and workers (including differently abled):

S. No.	Particulars	Total (A)	Male		Female	
			No. (B)	% (B / A)	No. (C)	% (C / A)
EMPLOYEES						
1.	Permanent (D)	316	304	96.20	12	3.79
2.	Other than Permanent (E)	110	107	97.27	3	2.72
3.	Total employees (D + E)	426	411	96.47%	15	3.52%
WORKERS						
4.	Permanent (F)	12	12	100%	0	0
5.	Other than Permanent (G)	125	125	100%	0.00	0.00
6.	Total workers (F + G)	137	137	100%	0.00	0.00

b. Differently abled Employees and workers:

S. No	Particulars	Total (A)	Male		Female	
			No. (B)	% (B / A)	No. (C)	% (C / A)
DIFFERENTLY ABLED EMPLOYEES						
1.	Permanent (D)	-	-	-	-	-
2.	Other than Permanent (E)	-	-	-	-	-
3.	Total differently abled employees (D + E)	-	-	-	-	-
DIFFERENTLY ABLED WORKERS						
4.	Permanent (F)	-	-	-	-	-
5.	Other than permanent (G)	-	-	-	-	-
6.	Total differently abled workers (F + G)	-	-	-	-	-

21. Participation/Inclusion/Representation of women

	Total (A)	No. and percentage of Females	
		No. (B)	% (B / A)
Board of Directors	9	1	11.11
*Key Management Personnel	3	1	33.33

* Key Management Personnel refers to the Chief Executive Officer, Chief Financial Officer and Company Secretary as defined under Section 203 (1) of the Companies Act, 2013.

22. Turnover rate for permanent employees and workers
(Disclose trends for the past 3 years)

	FY 2023-24 (Turnover rate in current FY)			FY 2022-23** (Turnover rate in previous FY)			FY 2021-22 (Turnover rate in the year prior to the previous FY)		
	Male	Female	Total	Male	Female	Total	Male	Female	Total
Permanent Employees	10.69 %	19.05%	29.74%	12.34%	0	12.34%	9.38%	8.33%	17.71%
Permanent Workers	8.00%	0.00%	8.00%	14.29%	0	14.29%	6.06%	0.00%	6.06%

**Note: Some of Aegis employees transferred to Aegis Vopak Terminals Limited, Subsidiary Company w.e.f. May 25, 2022

V. Holding, Subsidiary and Associate Companies (including joint ventures)**23. (a) Names of holding / subsidiary / associate companies / joint ventures**

S. No.	Name of the holding/subsidiary / associate companies/ joint ventures (A)	Indicate whether holding/ Subsidiary/ Associate/ Joint Venture	% of shares held by listed entity	Does the entity indicated at column A, participate in the Business Responsibility initiatives of the listed entity? (Yes/No)
1.	Sealord Containers Limited	Wholly owned Subsidiary	100	Yes, subsidiary Companies namely Sealord Containers Limited, Aegis Gas (LPG) Private Limited and Hindustan Aegis LPG Limited, Konkan Storage Systems (Kochi) Private Limited, Aegis Vopak Terminals limited and CRL Terminals Private Limited participate in BR Initiatives of Aegis Group as a whole.
2.	Konkan Storage Systems (Kochi) Private Limited*	Step Down Subsidiary	51	
3.	Hindustan Aegis LPG Limited	Subsidiary	51	
4.	Aegis Gas (LPG) Private Limited	Wholly owned subsidiary	100	
5.	Eastern India LPG Company Private Limited	Wholly owned Subsidiary	100	
6.	Aegis Vopak Terminals Limited	Subsidiary	51	
7.	Aegis Terminal (Pipavav) Limited	Subsidiary	96	
8.	CRL Terminals Private Limited*	Step down subsidiary	51	
9.	Aegis Group International Pte. Limited	Subsidiary	60	
10.	Aegis International Marine Services Pte. Limited	Wholly owned subsidiary	100	

* Effective ownership being step down subsidiary

VI. CSR Details

24. (i) Whether CSR is applicable as per section 135 of Companies Act, 2013: **(Yes/No)- Yes**

i) Turnover (in Rs.)- Rs. 30,75,12,69,000/-

ii) Net worth (in Rs.)- Rs. 21,71,24,08,000/-

VII Transparency and Disclosures Compliances

25. Complaints/Grievances on any of the principles (Principles 1 to 9) under the National Guidelines on Responsible Business Conduct:

Stakeholder group from, whom complaint is received	Grievance Redressal Mechanism in Place (Yes/No)	FY 2023-24 Current Financial Year			FY 2022-23 Previous Financial Year		
		Number of complaints filed during the year	Number of complaints pending resolution at close of the year	Remarks	Number of complaints filed during the year	Number of complaints pending resolution at close of the year	Remarks
Communities	Yes	0	0	NA	0	0	NA
Investor (other than shareholders) Shareholders	Yes, Shareholders can register their complaints/ grievances by following the below web link: https://aegisindia.com/investor-information/#investor-contacts .	15	0	Source: Stakeholder Relationship Committee Complaints were suitably resolved in a timely manner	17	0	Source: Stakeholder Relationship Committee Complaints were suitably resolved in a timely manner
*Employees and workers	Yes	0	0	NA	0	0	NA
Customers	Yes Yes, Grievance Redressal Mechanism is in place. The customer can write their grievances at customercare@aegisindia.com . They can also reach us at our customer care number.	0	0	NA	0	0	NA
Value Chain Partners (Supply Chain partners)	Yes	0	0	NA	0	0	NA

**Some of the policies guiding the Company's conduct with all its stakeholders, including grievance mechanisms are placed on the Company's website. The hyperlink is: www.aegisindia.com. In addition, there are internal policies which are approved by the Board of Directors of the Company.*

26. Overview of the entity's material responsible business conduct issues

Please indicate material responsible business conduct and sustainability issues pertaining to environmental and social matters that present a risk or an opportunity to your business, rationale for identifying the same, approach to adapt or mitigate the risk along-with its financial implications, as per the following format:

S. No.	Material issue identified	Indicate whether risk or opportunity (R/O)	Rationale for identifying the risk/ opportunity	In case of risk, approach to adapt or mitigate	Financial implications of the risk or opportunity (Indicate positive or negative implications)
1.	Community and Social Impact	O	Opportunity: Harmonious relations with the community is essential for a business to be sustainable. Aegis actively supports CSR activities around its facilities.	Not Applicable	Positive
2.	Changing expectations of the Workforce and work environments	O	Opportunity to attract best-in-class talent and improve productivity.	Not Applicable	Positive
3.	Corporate Governance – Board oversight, Conflict of Interest, Ethics, Risk and Compliance, Succession Planning	O	Opportunity Strong corporate governance is core to achieving the organisation's mission and any risks can undermine stakeholder trust, damage reputation and disrupt business. Hence, the Company adheres to the Corporate Governance framework.	Not Applicable	Positive
4.	Environmental Footprint	R & O	Non Compliance with Environmental standards is not a sustainable, desirable or ethical practice.	Not Applicable	Positive

SECTION B: MANAGEMENT AND PROCESS DISCLOSURES

This section is aimed at helping businesses demonstrate the structures, policies and processes put in place towards adopting the NGRBC Principles and Core Elements.

Disclosure Questions	P 1	P 2	P 3	P 4	P 5	P 6	P 7	P 8	P 9
Policy and management processes									
1. a. Whether your entity's policy/policies cover each principle and its core elements of the NGRBCs. (Yes/No)	Yes	Yes	Yes	Yes	Yes	Yes	Yes	Yes	Yes
b. Has the policy been approved by the Board? (Yes/No)	Yes, the policies are approved by the Board of Directors.								
c. Web Link of the Policies, if available	The BRSR Policy of the Company can be viewed at weblink www.aegisindia.com The policies of the Company relevant to the employees and other internal stakeholders are accessible to them.								
2. Whether the entity has translated the policy into procedures. (Yes / No)	Yes. The Company has translated the policies as applicable and imbibed the same into procedures and practices in all spheres of activities that the Company undertakes.								
3. Do the enlisted policies extend to your value chain partners? (Yes/No)	NA	NA	NA	NA	NA	NA	NA	NA	NA
4. Name of the national and international codes/certifications/labels/ standards (e.g. Forest Stewardship Council, Fairtrade, Rainforest Alliance, Trustea) standards (e.g. SA 8000, OHSAS, ISO, BIS) adopted by your entity and mapped to each principle.	The Company has Standards such as ISO 45001:2018, Occupational, Health & Safety, ISO 14001:2015, Environmental Management Systems and ISO 9001:2015, Quality Management Systems. The Code of Conduct and Business Ethics ("the code") and other policies of the Company are in line with the general laws and regulations, sound ethical practices and professional standards followed nationally. The Company has Anti Bribery and Anti-Corruption Policy, Policy on Related Party Transactions and the Whistle Blower Policy. The Whistle Blower policy confirms to the requirements as stipulated by the Companies Act, 2013 and the rules thereunder and of the applicable securities laws and regulations. The Whistle Blower policy broadly conforms to the standards set by the regulators of the country.								
5. Specific commitments, goals and targets set by the entity with defined timelines, if any.	Policy of the Company is to be in strict compliance with all applicable laws, regulations and operating permit conditions.								
6. Performance of the entity against the specific commitments, goals and targets along-with reasons in case the same are not met.	The Company is audited, inspected and reviewed on a regular basis by local, state and national authorities as well as by external auditors								
Governance, leadership and oversight									
7. Statement by director responsible for the business responsibility report, highlighting ESG related challenges, targets and achievements (listed entity has flexibility regarding the placement of this disclosure)	The Company's Vision and Mission statement embodies the principles of safety, sustainability and environmental responsibility. Vision: To support India's transition to a more sustainable future. Mission: to store and distribute bulk liquids and gases in a safe and sustainable manner								

8. Details of the highest authority responsible for implementation and oversight of the Business Responsibility policy (ies). Mr. Rajiv Chohan, President – Business Development
9. Does the entity have a specified Committee of the Board/ Director responsible for decision making on sustainability related issues? (Yes / No). If yes, provide details. The Board has delegated to the CEO to oversee policy implementation.

10. Details of Review of NGRBCs by the Company:

Subject for Review	Indicate whether review was undertaken by Director / Committee of the Board/ Any other Committee									Frequency (Annually/ Half yearly/ Quarterly/ Any other – please specify)																	
	P	P	P	P	P	P	P	P	P	P	P	P	P	P	P	P	P	P									
	1	1	2	3	4	5	6	7	8	9	1	2	3	4	5	6	7	8	9								
Performance against above policies and follow up action	All the policies of the Company are approved by the Board and reviewed periodically. During the review, the effectiveness of the policies is evaluated and necessary amendments to policies and procedures are implemented.																										
Compliance with statutory requirements of relevance to the principles, and, rectification of any non-compliances	The Company is in compliance with the extant regulations as applicable.																										
11. Has the entity carried out independent assessment/ evaluation of the working of its policies by an external agency? (Yes/No). If yes, provide name of the agency.	P1	P2	P3	P4	P5	P6	P7	P8	P9	Yes									SGS India Private Limited, ICT and IIT Mumbai, Various government regulatory agencies.								
12. If answer to question (1) above is “No” i.e. not all Principles are covered by a policy, reasons to be stated:																											
Questions	P1	P2	P3	P4	P5	P6	P7	P8	P9																		
The entity does not consider the Principles material to its business (Yes/No)																											
The entity is not at a stage where it is in a position to formulate and implement the policies on specified principles (Yes/No)																											
The entity does not have the financial or/human and technical resources available for the task (Yes/No)	Not Applicable																										
It is planned to be done in the next financial year (Yes/No)																											
Any other reason (please specify)																											

SECTION C: PRINCIPLE WISE PERFORMANCE DISCLOSURE

This section is aimed at helping entities demonstrate their performance in integrating the Principles and Core Elements with key processes and decisions. The information sought is categorised as “Essential” and “Leadership”. While the essential indicators are expected to be disclosed by every entity that is mandated to file this report, the leadership indicators may be voluntarily disclosed by entities which aspire to progress to a higher level in their quest to be socially, environmentally and ethically responsible.

PRINCIPLE 1 BUSINESSES SHOULD CONDUCT AND GOVERN THEMSELVES WITH INTEGRITY, AND IN A MANNER THAT IS ETHICAL, TRANSPARENT AND ACCOUNTABLE.

ESSENTIAL INDICATORS

1. Percentage coverage by training and awareness programmes on any of the Principles during the financial year:

Segment	Total number of training and awareness programmes held	Topics/principles covered under the training and its impact	% age of persons in respective category covered by the awareness programmes
Board of Directors/ Key Managerial Personnel	25 hours	Familiarisation was provided on various topics related to regulatory changes comprising NGRBC principles, economic development, and other various market scenarios and Capacity building programmes.	100%
Employees other than BoD and KMPs	15 hours	All employees undergo training programmes in the areas of skill upgradation, process orientation, soft skill development and safety, ESG awareness programmes. Refer Note No 1	100%
Workers	4284 Manhours	Continuous training on HSE, 5S. Process safety, asset integrity.	85% - Ongoing

Note No 1:

All employees of the Company undergo various training programmes throughout the year. Various trainings were undertaken during the year such as Prohibition of Insider Trading, Prevention of Sexual Harassment at the Workplace, Code of Conduct, Know Your Customer guidelines. The Company has established Learning Centre in Mumbai, where regular training is carried out, using both audio-visual aids, as well as practical on the job training in the area of Health and Safety of operations.

The Company has a Code of Conduct (Code) which defines the professional and ethical standards that employees and Directors need to adhere to in compliance with all applicable statutory laws, regulations and internal policies. The Code is published on the Company's website www.aegisindia.com. Employees are required to annually confirm that they have read and understood the Code. All new employees are also required to confirm that they have read and understood the Code at the time of their induction. In addition, the Company has instituted several policies to ensure adherence to existing statutory laws and regulations such as The Whistle Blower (WB) policy etc.

2. **Details of fines / penalties /punishment/ award/ compounding fees/ settlement amount paid in proceedings (by the entity or by directors / KMPs) with regulators/ law enforcement agencies/ judicial institutions, in the financial year, in the following format (Note: the entity shall make disclosures on the basis of materiality as specified in Regulation 30 of SEBI (Listing Obligations and Disclosure Obligations) Regulations, 2015 and as disclosed on the entity's website):**

Monetary					
	NGRBC Principle	Name of the regulatory/ enforcement agencies/ judicial institutions	Amount (in Rs.)	Brief of the case	Has the appeal been preferred (Yes/No)
Penalty/ Fine	-	-	Nil	-	-
Settlement	-	-	Nil	-	-
Compounding Fee	-	-	Nil	-	-
Non-Monetary					
	NGRBC Principle	Name of the regulatory/ enforcement agencies/ judicial institutions	Amount (in Rs.)	Brief of the case	Has the appeal been preferred (Yes/No)
Imprisonment	-	-	Nil	-	-
Punishment	-	-	Nil	-	-

3. Of the instances disclosed in Question 2 above, details of the Appeal/ Revision preferred in cases where monetary or non-monetary action has been appealed- Not Applicable

4. Does the entity have an anti-corruption or anti-bribery policy? If yes, provide details in brief and if available, provide a web-link to the policy.

Yes, the Company has an Anti-corruption and Anti-bribery Policy which explains our responsibility to comply with anti-bribery and anti-corruption laws (as applicable). The Company has a zero-tolerance attitude towards corruption and bribery. The Company is committed to doing business ethically and expects its employees to follow ethical business practices.

This policy applies to all stakeholders or persons associated with the Company and who may be acting on behalf of Company and sets out conduct that must be adhered to at all times.

5. Number of Directors/KMPs/employees/workers against whom disciplinary action was taken by any law enforcement agency for the charges of bribery/ corruption:

	FY 2203-24	FY 2022-23
Directors		
KMPs	NIL	NIL
Employees		
Workers		

6. Details of complaints with regard to conflict of interest:

No complaints were received with regard to conflict of interest against Directors/KMPs in FY24 and FY23.

7. Provide details of any corrective action taken or underway on issues related to fines / penalties / action taken by regulators / law enforcement agencies / judicial institutions, on cases of corruption and conflicts of interest:

Not Applicable.

8. Number of days of accounts payables (Accounts payable *365) / Cost of goods/services procured) in the following format:

	FY 2023-24 (Current Financial year)	FY 2022-23 (Previous Financial year)
Number of days of accounts payable	27	30

9. Open-ness of business:

Provide details of concentration of purchases and sales with trading houses, dealers, and related parties along-with loans and advances & investments, with related parties, in the following format:

Parameters	Metrics	FY 2023-24 (Current Financial year)	FY 2022-23 (Previous Financial year)
Concentration of Purchases	a. Purchase from trading houses as % of total purchases	78.04	53.04
	b. Number of trading houses where purchases are made from	7.00	6.00
	c. Purchases from top 10 trading houses as % of total purchases from trading houses	78.04	53.04
Concentration of Sales	a. Sales to dealers/distributors as % of total sales	5.92	6.51
	b. Number of dealers/distributors to whom sales are made	82.00	87.00
	c. Sales to top 10 dealers/distributors as % of total sales to dealers/distributors	32.97	35.87
Share of RPTs in	a. Purchases (Purchases with related parties/Total purchases)	2.63	3.26
	b. Sales (Sales to related parties/Total sales)	8.38	9.54
	c. Loan & advances (Loan & advances given to related parties/Total loans & advances)	100.00	100.00
	d. Investments (Investments in related parties/Total Investments made)	16.10	15.42

LEADERSHIP INDICATORS

1. Awareness programmes conducted for value chain partners on any of the Principles during the financial year:

Total no of awareness programmes held	Topics/principles covered under the training	% age of value chain partners covered (by value of business done with such partners) under the awareness programmes
3 (3 Hours)	Environment, health and safety trainings and awareness, SOP, Safety Campaign, Governance, ethics & compliance with law, fair business practices, labor practices and human rights. Driver Training on Road safety.	Varying from 60 % to 80 %

2. Does the entity have processes in place to avoid/ manage conflict of interests involving members of the Board? (Yes/No) If Yes, provide details of the same.

Yes. The Company has code of conduct in place for the Board of Directors and Senior Management which inter-alia includes to make prudent judgement to avoid all situations, decisions or relationship in case of conflict of interest.

The Company also receives an annual declaration (changes from time to time) from its Board members and KMP on the entities they are interested in and ensures requisite approvals as required under the statute as well as the Company's policies are in place before transacting with such entities / individuals.

PRINCIPLE 2 BUSINESSES SHOULD PROVIDE GOODS AND SERVICES IN MANNER THAT IS SUSTAINABLE AND SAFE

ESSENTIAL INDICATORS

1. Percentage of R&D and capital expenditure (capex) investments in specific technologies to improve the environmental and social impacts of product and processes to total R&D and capex investments made by the entity, respectively.

	FY 2023-24	FY 2022-23	Details of improvements in environmental and social impacts
R&D	Nil	Nil	Nil
Capex	8.77%	6.7%	Various types of emission reduction and elimination

2. **a. Does the entity have procedures in place for sustainable sourcing? (Yes/No)**

b. If yes, what percentage of inputs were sourced sustainably?

Yes (100%)

Yes. Company's Sustainable sourcing policy outline its commitment to making its supply chain more responsible and sustainable.

3. **Describe the processes in place to safely reclaim your products for reusing, recycling and disposing at the end of life, for (a) Plastics (including packaging) (b) E-waste (c) Hazardous waste and (d) other waste.**

Active deployment of the Re-use, Recycle and Reduce mindset is encouraged with several initiatives underway at key sites. These include recycling programs with vendor partners, water recycling and energy conservation. The mechanisms at Terminals is such that it generates very meagre waste and is used effectively in followings ways:

(a) Plastics (including packaging): Plastic and Paper waste is given for recycling.

(b) E-waste: Authorised E-waste recycler is identified for disposal.

(c) Hazardous waste: Used Foam PIG's and Used Oil is handed over to Authorised waste disposal agency.

(d) other waste.- NA

4. **Whether Extended Producer Responsibility (EPR) is applicable to the entity's activities (Yes / No). If yes, whether the waste collection plan is in line with the Extended Producer Responsibility (EPR) plan submitted to Pollution Control Boards? If not, provide steps taken to address the same.**

Not applicable.

LEADERSHIP INDICATORS

1. Has the entity conducted Life Cycle Perspective / Assessments (LCA) for any of its products (for manufacturing industry) or for its services (for service industry)? If yes, provide details in the following format:

NIC Code	Name of the product/Service	% of total turnover contributed	Boundary for which the life Cycle Perspective/ Assessment was conducted	Whether conducted by Independent external agency (Yes/ No)	Results communicated in public domain (Yes/ No) If yes, provide the web link
52109	Storage and warehousing n.e.c. [Includes general merchandise warehouses and warehousing of furniture, automobiles, gas and oil, chemicals, textiles, etc)	-	For the Terminal area	No. (carried out internally)	No
46610	Wholesale of solid, liquid and gaseous fuels and related products	-	For the Terminal area	No. (carried out internally)	No

2. If there are any significant social or environmental concerns and/or risks arising from production or disposal of your products / services, as identified in the Life Cycle Perspective / Assessments (LCA) or through any other means, briefly describe the same along-with action taken to mitigate the same.-

There are no significant social or environmental concerns.

Name of the Product/Service	Description of the risk/ concern	Action taken
Storage of gases and liquids automobiles, gas and oil, chemicals, textiles, etc.)	Vapour Emissions, Spillage, Leaks, Vehicle fumes Emission, Waste generation	Continuous monitoring of air quality in and around facilities to meet air quality standards.
Wholesale of solid, liquid and gaseous fuels and related products		

3. Percentage of recycled or reused input material to total material (by value) used in production (for manufacturing industry) or providing services (for service industry)

Indicate input material	Recycle or re-used input material to total material	
	2023-24	2022-23
Foam Pigs	95%(Sustained basis)	95% (Sustained basis)

4. Of the products and packaging reclaimed at end of life of products, amount (in metric tonnes) reused, recycled, and safely disposed, as per the following format:

	FY 2023-24			FY 2022-23		
	Re-Used	Recycled	Safety Disposed	Re-Used	Recycled	Safety Disposed
Plastics (including packaging)	NA	NA	NA	NA	NA	NA
E-waste	NA	NA	0.317	NA	NA	NA
Hazardous waste	NA	0	18.05	NA	0.900	11.52
Other waste	NA	NA	NA	NA	NA	NA

5. Reclaimed products and their packaging materials (as percentage of products sold) for each product category.

Indicate product category	Reclaimed products and their packaging material
	Not applicable

PRINCIPLE 3 BUSINESSES SHOULD RESPECT AND PROMOTE THE WELL-BEING OF ALL EMPLOYEES, INCLUDING THOSE IN THEIR VALUE

ESSENTIAL INDICATORS

1. a. Details of measures for the well-being of employees:

Category	Total (A)	% of employees covered by									
		Health insurance		Accident insurance		Maternity Benefits		Paternity Benefits		Day care facilities	
		Number (B)	%(B/A)	Number (C)	%(C/A)	Number (D)	%(D/A)	Number (E)	%(E/A)	Number (F)	%(F/A)
Permanent employees											
Male	304	304	100%	304	100%	0	0	0	0	0	0
Female	12	12	100%	12	100%	0	0	0	0	0	0
Total	316	316	100%	316	100%	0	0	0	0	0	0
Other than Permanent employees											
Male	107	70	65.42%	70	65.42%	0	0	0	0	0	0
Female	3	0	0	0	0	0	0	0	0	0	0
Total	110	70	63.64%	70	63.64%	0	0	0	0	0	0

b. Details of measures for the well-being of workers:

Category	Total (A)	% of workers covered by									
		Health insurance		Accident insurance		Maternity Benefits		Paternity Benefits		Day care facilities	
		Number (B)	%(B/A)	Number (C)	%(C/A)	Number (D)	%(D/A)	Number (E)	%(E/A)	Number (F)	%(F/A)
Permanent workers											
Male	12	12	100%	12	100%	0	0%	0	0%	0	0%
Female	0	0	0	0	0	0	0%	0	0%	0	0%
Total	12	12	100%	12	100%	0	0%	0	0%	0	0%
Other than Permanent workers											
Male	125	125	100%	125	100%	0	0%	0	0%	0	0%
Female	0	0	0	0	0	0	0%	0	0%	0	0%
Total	125	125	100%	125	100%	0	0%	0	0%	0	0%

C. Spending on measures towards well-being of employees and workers (including permanent and other than permanent) in the following format

	FY 2023-24 Current Financial year	FY 2022-23 Previous Financial year
Cost incurred on well-being measures as a % of total revenue of the Company	0.04%	0.07%

2. Details of retirement benefits, for Current FY and Previous Financial Year.

Benefits	FY 2023-24		Deducted and deposited with the authority (Y/N/N.A)	FY 2022-23		
	No of employees covered as a % of total employees	No of workers covered as a % of total workers		No of employees covered as a % of total employees	No of workers covered as a % of total workers	Deducted and deposited with the authority (Y/N/N.A)
PF	100%	100%	Y	100%	100%	Y
Gratuity	100%	100%	Y	100%	100%	Y
ESI	100%/-	-----	Y	100%	-	Yes. Eligible employees only.
Others –please specify- Superannuation fund	100%	-----	Y	100%	-	Y

3. Accessibility of workplaces

Are the premises / offices of the entity accessible to differently abled employees and workers, as per the requirements of the Rights of Persons with Disabilities Act, 2016? If not, whether any steps are being taken by the entity in this regard.

Yes. The premises / offices of the entity are accessible to differently-abled employees and workers.

4. Does the entity have an equal opportunity policy as per the Rights of Persons with Disabilities Act, 2016? If so, provide a web-link to the policy.

The Company has adopted an Equal Opportunity Policy in accordance with the provisions of the Rights of Persons with Disabilities Act, 2016 and the rules framed thereunder and provides a framework which is committed towards the empowerment of persons with disabilities. This policy aims to provide practical guidance on the management of disability issues in the workplace in accordance with the provisions of the act and its rules.

The Company has zero tolerance for harassment and discrimination of employees at the workplace. We promote a culture wherein employees can freely raise and discuss issues concerning themselves with their Superiors, or HR Managers. We have several channels through which employees can discuss have an engagement, and seek clarifications on their issues.

The Company believes in equal opportunity for all its employees, wherein the Company is committed to providing an inclusive work culture and an environment free from any discrimination. The Company values and welcomes diversity and does not treat anybody differently based on their race, sex, religion/beliefs, disability, marital or civil partnership status, age, sexual orientation, gender identity, gender expression, caring responsibilities, or any other class of person protected by laws in the country.

5. Return to work and Retention rates of permanent employees and workers that took parental leave.

Gender	Permanent Employees		Permanent workers	
	Return to work rate	Retention rate	Return to work rate	Retention rate
Male	-	-	-	-
Female	-	-	-	-
Total	-	-	-	-

6. Is there a mechanism available to receive and redress grievances for the following categories of employees and worker? If yes, give details of the mechanism in brief.

Yes/No (If Yes, then give details of the mechanisms in brief)	
Permanent workers	A grievance redressal policy has been established to encourage openness, promote transparency and to encourage improvements without fear of rebuttal.
Other than Permanent workers	
Permanent Employees	The Company has a culture where employees can freely raise and discuss issues concerning themselves with their Superiors, Business Leaders or Human Resource (HR) Managers. The Company has created several channels through which employees can discuss, have an engagement and seek clarification on their issues. The employees can provide their feedback or complaints to their respective HR managers. The Company follows an open door Culture. Open Door provides an opportunity for employees to express suggestions, observations or concerns regarding the Organisation to the attention of any Manager, Human Resource or Presidents in charge. Every Employee is assured that each issue, concern or suggestion will be given priority consideration and addressed in a manner best suited to resolve the matter satisfactorily.
Other than Permanent Employees	

7. Membership of employees and worker in association(s) or Unions recognised by the listed entity:

Category	FY 2023-24			FY 2022-23		
	Total employees/workers in respective category (A)	No of employees/workers in respective category who are part of association(s) or union (B)	% (B/A)	Total employees/worker in respective category (c)	No of employees/workers in respective category who are part of association(s) or union (D)	%(D/C)
Total permanent Employees	316	0	0.00%	297	0	0.00%
-Male	304	0	0.00%	286	0	0.00%
-Female	12	0	0.00%	11	0	0.00%
Total permanent workers	12	12	100%	13	13	100%
-Male	12	12	100%	13	13	100.00%
-Female	0	0	0.00%	0	0	0

8. Details of training given to employees and workers:

Category	FY 2023-24					FY 2022-23				
	Total (A)	On health and safety measures		On skill upgradation		Total (D)	On Health and safety measures		On skill upgradation	
		No (B)	% (B/A)	No (C)	& (C/A)		No (E)	%(E/D)	No (F)	%(F/D)
Employees										
-Male	411	190	46.23%	221	53.77%	286	167	58.39 %	125	43.71%
-Female	15	10	66.67%	15	100%	11	11	100%	10	90.91%
Total	426	200	46.94%	236	55.39%	297	178	59.93%	135	45.45 %
Workers										
-Male	137	121	88.32%	121	88.32%	13	7	53.84%	10	76.92%
-Female	0	0	0	0	0	0	0	0	0	0
Total	137	121	88.32%	121	88.32%	13	7	53.84%	10	76.92%

9. Details of performance and career development reviews of employees and worker:

Category	FY 2023-24			FY 2022-23		
	Total (A)	No (B)	% (B/ A)	Total (c)	No (D)	%(D/C)
Employees						
-Male	411	238	57.91	286	264	92.31 %
-Female	15	10	66.67	11	11	100 %
Total	426	248	58.22	297	275	92.59%
Workers						
-Male	137	12	8.76	13	0	0
-Female	0	0	0	0	0	0
Total	137	12	8.76	13	0	0

10. Health and safety management system:**a. Whether an occupational health and safety management system has been implemented by the entity? (Yes/ No). If yes, the coverage such system?**

Yes, the Company has Occupational, Health and safety Management system in place. Meeting Health & Safety standards, while delivering superior customer service is a key performance parameter within Aegis and is designed into its management processes. The Company stands committed to health & safety of its employees, especially those managing operations, and also its customers and the general public at large. From macro operations like unloading of a large LPG cargo ship to filling and leak testing of a small 2Kg LPG cylinder, the Aegis team is fully trained to ensure no compromise in safety standards of the smallest of the operations.

Aegis has established a Learning Centre in Mumbai, where regular training is carried out, using both audio-visual aids, as well as practical on the job training in the area of Health and Safety of operations.

The Company has develop performance measures & set goals to:

- Drive Continuous Improvement in all aspects of our processes.
- Institutionalise communication, learning, sharing.
- Carry out regular inspection, checks, audit and follow up.
- Provide effective HSE training to all employees.
- Recognition of good performance and replication.

In addition to monthly reviews by the management, the Company has formed a high level committee comprising of three directors and other Company executives, wherein matters concerning the subject are discussed. Safety drills are regularly carried out at all the Group's main facilities.

b. What are the processes used to identify work-related hazards and assess risks on a routine and non-routine basis by the entity?

HIRA – Hazard identification & Risk assessment – implemented at our terminal (HAZOP & JSA as applicable).

c. Whether you have processes for workers to report the work related hazards and to remove themselves from such risks. (Y/N)-Yes

Reporting of Unsafe Act, Unsafe Conditions and Near Misses in place. The terminal team analyses and implemented the recommended control measures.

d. Do the employees/ worker of the entity have access to non-occupational medical and healthcare services? (Yes/ No) –Yes

Employees and workers can avail medical services from a chain of hospitals across the country through the insurance coverage extended by the organisation.

11. Details of safety related incidents, in the following format:

Safety Incident/Number	Category	FY 2023-24	FY 2022-23
Lost Time Injury Frequency Rate (LTIFR) (per one million-person hours worked)	Employees	0	0
	Workers		
Total recordable work-related injuries	Employees	0	0
	Workers		
No. of fatalities	Employees	0	0
	Workers		
High consequence work-related injury or ill-health (excluding fatalities)	Employees	0	0
	Workers		

12. Describe the measures taken by the entity to ensure a safe and healthy work place:

As an organisation, we aspire to perform to the highest standards of HSE (Health, Safety and Environment), recognising that this is a duty to all our stakeholders. We are therefore committed to the protection and safeguarding of our stakeholders such as employees, contractors, customers and vendors, community and the environment.

We are inspired by following principles:

- HSE & Quality are core business values.
- Excellence in HSE & Quality are a precursor to sustainable business growth.
- Adoption of risk awareness, control and mitigation as proactive approach from all levels of organisation including workers.
- Compliance to all applicable legal & statutory requirements.
- A safe, healthy and pleasant work environment is a necessary condition to attract and retain good employees.

We demonstrate our commitment by:

- Establishing HSE & Quality as line responsibilities.
- Setting HSE & Quality assurance processes for systemic control, prevention and elimination of Hazards & strive towards our goals of zero incidents.
- Adhering to guidelines, procedures and systems consistent with sub policies.
- Following the principle of Reduce, Reuse and Recycle.

We develop performance measures & set goals to:

- Drive Continual Improvement in all aspects of our processes.

- Institutionalise communication, learning, sharing.
- Carry out regular inspection, checks, audit and follow up.
- Provide effective HSE training to all employees and contractors.
- Recognition of good performance and replication.
- Periodic evaluation and review of this policy.

13. Number of Complaints on the following made by employees and workers:

	FY 2023-24			FY 2022-23		
	Filed during the year	Pending resolution at the end of the year	Remarks	Filed during the year	Pending resolution at the end of the year	Remarks
Working conditions	NIL	NIL	-	NIL	NIL	-
Health & Safety	NIL	NIL	-	NIL	NIL	-

14. Assessments for the year:

	% of your plants and offices that were assessed (by entity or statutory authorities or third parties)
Health and safety practices	100%
Working Conditions	100%

15. Provide details of any corrective action taken or underway to address safety-related incidents (if any) and on significant risks / concerns arising from assessments of health & safety practices and working conditions.

Reporting of Unsafe Act, Unsafe Conditions and Near Misses is a mandatory practice in terminal. And terminal team analyse & implement the recommended control measures/corrective actions for avoiding the re-occurrence of same.

LEADERSHIP INDICATORS

1. Does the entity extend any life insurance or any compensatory package in the event of death of (A) Employees (Y/N) (B) Workers (Y/N).

(A) Employees: Yes

(B) Workers: Yes

2. Provide the measures undertaken by the entity to ensure that statutory dues have been deducted and deposited by the value chain partners.

The Company is compliant with deduction of statutory dues of employees towards income tax, provident fund, professional tax, ESIC etc. as applicable from time to time. Value chain partners (vendors) are equally responsible to comply as per the contract with the Company.

3. Provide the number of employees / workers having suffered high consequence work- related injury / ill-health / fatalities (as reported in Q11 of Essential Indicators above), who have been are rehabilitated and placed in suitable employment or whose family members have been placed in suitable employment:

	Total no. of affected employees/ workers		No. of employees/workers that are rehabilitated and placed in suitable employment or whose family members have been placed in suitable Employment	
	FY2023-24	FY 2022-23	FY 2023-24	FY 2022-23
Employees	0	0	NA	NA
Workers	0	0	NA	NA

4. Does the entity provide transition assistance programs to facilitate continued employability and the management of career endings resulting from retirement or termination of employment? (Yes/ No)

Yes

	% of value chain partners (by value of business done with such partners) that were assessed
Health and safety practices	Not Applicable
Working Conditions	

5. Details on assessment of value chain partners:

6. Provide details of any corrective actions taken or underway to address significant risks / concerns arising from assessments of health and safety practices and working conditions of value chain partners.

It is a normal practice to evaluate the storage and Handling practices. The following paragraph indicates one such review.

Provision of Chilling system for Styrene Monomer during storage and loading facility to minimise risk of evaporation loss and make operation safer.

PRINCIPLE 4: BUSINESSES SHOULD RESPECT THE INTERESTS OF AND BE RESPONSIVE TO ALL ITS STAKEHOLDERS

ESSENTIAL INDICATORS

1. Describe the processes for identifying key stakeholder groups of the entity.-

The Company views key stakeholders as those who can be reasonably anticipated to be significantly impacted by the organisation's activities, products, or services; or whose actions can be reasonably anticipated to have an impact on the ability of the organisation to implement its strategies or achieve its objectives. This inter alia includes employees, shareholders and investors, suppliers, customers, and key partners, regulators, lenders, communities, and non-governmental organisations, amongst others. We are privileged to share a strong relationship with our stakeholders based on our deep understanding of their expectations and our commitment to fulfil them.

2. List stakeholder groups identified as key for your entity and the frequency of engagement with each stakeholder group.

Stakeholders Group	Whether identified as Vulnerable & Marginalised Group (Yes/ No)	Channels of communication (Email, SMS, Newspaper Pamphlets, Advertisement, Community Meetings, Notice Board/website), other	Frequency of engagement (Annually/ Half yearly/ Quarterly/ others-please specify)	Purpose and scope of engagement including key topics and concerns raised during such engagement.
Communities	Yes (Some of the Company's CSR Project Beneficiaries)	CSR organisations, Direct engagement and through the Company's CSR project implementation Partners (NGO)	Frequent and need basis	Their expectation and feedback on impact/success of CSR project. Also review scale up potentials and further engagement scope.
Investors (other than Shareholders)	No	Investor meet, email	Ongoing engagement with at least one engagement on a quarterly basis	<ul style="list-style-type: none"> To answer investor queries on financial performance; To present business performance highlights to investors; To discuss publicly available Company information to shareholders and investors.
Shareholders		Annual General Meeting, email, newspaper advertisement, notice board, website intimation to stock exchanges, annual/ financials		

Stakeholders Group	Whether identified as Vulnerable & Marginalised Group (Yes/No)	Channels of communication (Email, SMS, Newspaper Pamphlets, Advertisement, Community Meetings, Notice Board/website), other	Frequency of engagement (Annually/ Half yearly/ Quarterly/ others-please specify)	Purpose and scope of engagement including key topics and concerns raised during such engagement.
Employees	No	Direct contact, CEO connect and senior leadership, team engagements, SMS, Calls, Website	Ongoing	<ul style="list-style-type: none"> Company follows an open door policy. Further to create opportunities to take employee feedback, suggestions, ideas and involve them in the delivery of the Company's commitment towards its stakeholders.
Directors	No	Emails, Conference calls, Board & Committee meetings	As and when required	Statutory and Business requirement
Value chain partners	No	Supplier and dealer meets	Annual, periodic	Process refresh, Engagement, Supply chain issue
Customers	No	Customer meets, mailers, news bulletins, brochures, social media, website, Business interaction	Frequent and need basis	For stronger customer relationships. To enhance business. Stay in touch with them to understand the industry and business challenges and address any issues that the customers may have.
Government	No	Press Releases, Quarterly Results, Annual Reports, Sustainability / Integrated Reports, Stock Exchange filings.	As and when required	Reporting requirement, statutory compliance, support from authority and resolution of issues.

LEADERSHIP INDICATORS

1. Provide the processes for consultation between stakeholders and the Board on economic, environmental, and social topics or if consultation is delegated, how is feedback from such consultations provided to the Board.

The Company has always maintained that a constant and proactive engagement with our key stakeholders enabling the Company to better communicate its strategies and performance. A continuous engagement helps align expectations, thereby enabling the Company to better serve its stakeholders. Consultation with stakeholders on E,S and G topics are delegated to the departments within the organisation who are also responsible for engaging with stakeholders continually.

The Board is actively working with employees and stakeholders to identify the materials factors and collect data on key factors impacting ESG.

2. Whether stakeholder consultation is used to support the identification and management of environmental, and social topics (Yes / No). If so, provide details of instances as to how the inputs received from stakeholders on these topics were incorporated into policies and activities of the entity.

Yes. The Board of the Company is actively working with employees and stakeholders to identify the materials factors and collect data on key factors impacting ESG.

3. Provide details of instances of engagement with, and actions taken to, address the concerns of vulnerable/ marginalised stakeholder groups

The Company has identified the disadvantaged, vulnerable & marginalised stakeholders and engages with them through CSR Projects. The Company's CSR activities focus on the disadvantaged, vulnerable and marginalised segments of society. Kindly refer to the Corporate Social Responsibility Report and Policy for further details. The Hyperlink of the website www.aegisindia.com.

3. Details of remuneration/salary/wages, in the following format:

a) Median remuneration/ wages:

	Male		Female	
	Number	Median remuneration/ salary/ wages of respective category (in Rupees p.a)	Number	Median remuneration/ salary/ wages of respective category (in Rupees p.a)
*Board of Directors (BoD)	1	6,60,00,000	NA	NA
**Key Managerial Personnel	2	1,76,32,743	1	39,63,618
^Employees other than BoD and KMP	339	7,82,774	14	9,63,756
^Workers	12	6,59,901	0	---

*Commission paid to Managing Director

**Includes Chief Financial Officer, Chief Executive Officer and Company Secretary

^Salary Amount given above is the Median salary in the respective category.

The Company has 9 Directors including 6 Independent Directors, 2 Non-Executive Non Independent Directors and 1 Executive Director. Non-executive Directors do not draw any remuneration from the Company and are paid sitting fees for attending meetings of the Board and its Committees, along with reimbursement of expenses for attending Board and Committee meetings.

b. Gross wages paid to females as % of total wages paid by the entity, in the following format:

	FY 2023-24 Current Financial year	FY 2022-23 Previous Financial year
Gross wages paid to females as % of total wages	3.83	2.96

4. Do you have a focal point (Individual/ Committee) responsible for addressing human rights impacts or issues caused or contributed to by the business? (Yes/No)-

Yes

5. Describe the internal mechanisms in place to redress grievances related to human rights issues.-

All grievances are addressed as and when received by the senior Management through respective departmental heads in coordination with HR. All the grievances received are duly investigated and appropriate actions are taken to resolve the issue/complaint. Whenever required, disciplinary actions are initiated as deemed fit.

The Company has also adopted Policy on Human Rights and the objective of the policy is to regards respect for human rights as one of its fundamental and core values and strives to support, protect and promote human rights to ensure that fair and ethical business and employment practices are followed.

The Company is committed to maintain a safe and harmonious business environment and workplace for everyone, irrespective of the ethnicity, region, sexual orientation, race, caste, gender, religion, disability, work, designation and such other parameters. The Company believes that every workplace shall be free from violence, harassment, intimidation and/or any other unsafe or disruptive conditions, either due to external or internal threats. Accordingly, the Company has aimed to provide reasonable safeguards for the benefit of employees at the workplace, while having due regard for their privacy and dignity.

The Company also has zero tolerance towards and prohibits all forms of slavery, coerced labour, child labour, human trafficking, violence or physical, sexual, psychological or verbal abuse. As a matter of policy, the Company does not hire any employee or engage with any agent or vendor against their free will.

6. Number of Complaints on the following made by employees and workers:

	FY 2023-24 Current Financial Year			FY 2022-23 Previous Financial Year		
	Filed during the year	Pending resolution at the end of year	Remarks	Filed during the year	Pending resolution at the end of year	Remarks
Sexual Harassment	0	0	-	0	0	-
Discrimination at work place	0	0	-	0	0	-
Child Labour	0	0	-	0	0	-
Forced Labour/Involuntary Labour	0	0	-	0	0	-
Wages	0	0	-	0	0	-
Other human rights related issues	0	0	-	0	0	-

7. Complaints filed under the Sexual Harassment of Women at Workplace (Prevention, Prohibition and Redressal) Act, 2013, in the following format:

	FY 2023-24 Current Financial year	FY 2022-23 Previous Financial year
Total Complaints reported under Sexual Harassment of Women at Workplace (Prevention, Prohibition and Redressal) Act, 2013 (POSH)	NIL	NIL
Complaints on POSH as a % female employees/ Workers	NIL	NIL
Complaints on POSH upheld	NIL	NIL

8. Mechanisms to prevent adverse consequences to the complainant in discrimination and harassment cases.-

The Company has a Whistle Blower Policy wherein the employees report, without fear of retaliation, any wrong practices, unethical behaviour or non compliance which may have a detrimental effect on the organisation, including financial damage and impact on brand image. Also, the Code of Conduct of the Company requires employees to behave responsibly in their action and conduct. A grievance redressal policy has also been established to encourage openness, promote transparency and to encourage improvements without fear of rebuttal.

The Company has a culture where employees can freely raise and discuss issues concerning themselves with their Superiors, Business Leaders or Human Resource (HR) Managers. The Company has created several channels through which employees can discuss, have an engagement and seek clarification on their issues. The employees can provide their feedback or complaints to their respective HR managers.

9. Do human rights requirements form part of your business agreements and contracts? (Yes/No)

Yes, in certain business agreements and contracts where relevant.

Assessments for the year:

	% of your plants and offices that were assessed (by entity or statutory authorities or third parties)
Child labour	The Company is in compliance with the laws, as applicable.
Forced/involuntary labour	
Sexual harassment	The Company internally monitors compliance for all relevant laws and policies pertaining to these issues.
Discrimination at workplace	
Wages	
Others – please specify	

10. Provide details of any corrective actions taken or underway to address significant risks / concerns arising from the assessments at Question 9 above.-

Not applicable.

LEADERSHIP INDICATORS**1. Details of a business process being modified / introduced as a result of addressing human rights grievances/complaints.**

No such grievances on Human Rights violations.

2. Details of the scope and coverage of any Human rights due-diligence conducted.-

No such due diligence is conducted. However, Fostering a culture of caring and trust are embedded in various corporate policies like Environment, Health & Safety (EHS) Policy, Whistle-Blower policy, Protection of Women's Rights at Workplace Policy and Code of Conduct (CoC). The Company has laid down its CoC, which is applicable to Board members, senior management and employees. The objective is to be committed and vigilant towards the ethical conduct of business processes and instill a sense of ownership within the Company. All designated employees, including Board Members, adhere to the CoC and provide an annual declaration of their compliance. The Code covers all aspects of functioning, including anti-trust behaviour, information security, insider trading rules, professional engagements, use of Company assets and intellectual property, human rights, compliance with environmental regulations, health and safety, labour practices, ethical behaviour, human rights aspects, freedom of association, collective bargaining, prohibition of child labour and forced and compulsory labour. The Company is committed to treating every employee with dignity and respect.

3. Is the premise/office of the entity accessible to differently abled visitors, as per the requirements of the Rights of Persons with Disabilities Act, 2016?

Yes, most of our locations are accessible to differently-abled visitors.

4. Details on assessment of value chain partners:

	% of value chain partners (by value of business done with such partners) that were assessed
Sexual Harassment	The Company is in compliance with the laws as applicable.
Discrimination at workplace	
Child Labour	The Company internally monitors compliance for all relevant laws and policies pertaining to these issues.
Forced Labour/Involuntary Labour	
Wages	
Others – please specify	

5. Provide details of any corrective actions taken or underway to address significant risks / concerns arising from the assessments at Question 4 above.

Not applicable

PRINCIPLE 6: BUSINESSES SHOULD RESPECT AND MAKE EFFORTS TO PROTECT AND RESTORE THE ENVIRONMENT

ESSENTIAL INDICATORS

1. Details of total energy consumption (in Joules or multiples) and energy intensity, in the following format:

Parameter	FY 2023-24 (Current Financial Year)	FY 2022-23 (Previous Financial Year)
From renewable sources		
Total electricity consumption (A)	42,56,317 (1,53,22,741.2 MJ)	45,32,402 (1,63,16,647.2 MJ)
Total fuel consumption (B)	0	0
Energy consumption through other sources (C)	0	0
Total energy consumed from renewable sources (A+B+C)	42,56,317 (1,53,22,741.2 MJ)	45,32,402 (1,63,16,647.2 MJ)
From non-renewable sources		
Total electricity consumption (D)	60,21,945 (2,16,79,002 MJ)	53,33,898 (1,92,02,032.8 MJ)
Total fuel consumption (E)	7300 (26,280 MJ)	3,340 (12,024 MJ)
Energy consumption through other sources (F)	0	0
Total energy consumed from non-renewable sources (D+E+F)	60,29,245 (2,17,05,282 MJ)	53,37,238 (1,92,14,056.8 MJ)
Total energy consumed (A+B+C+D+E+F)	1,02,85,562 (3,70,28,023.2 MJ)	98,69,640 (3,55,30,704 MJ)
Energy intensity per rupee of turnover (Total energy consumed / Revenue from operations)	3,70,28,023.2 MJ /29,803.5 million =1242.4 MJ/million	3,55,30,70,40,00,000/30,75,13,00,000 = 1,156 MJ/million
Energy intensity per rupee of turnover adjusted for Purchasing Power Parity (PPP) (Total energy consumed / Revenue from operations adjusted for PPP)	-	-
Energy intensity in terms of physical output	-	-
Energy intensity (optional) – the relevant metric may be selected by the entity	-	-

No independent assessment/ evaluation/assurance has been carried out by an external agency.

2. Does the entity have any sites / facilities identified as designated consumers (DCs) under the Performance, Achieve and Trade (PAT) Scheme of the Government of India? (Y/N) If yes, disclose whether targets set under the PAT scheme have been achieved. In case targets have not been achieved, provide the remedial action taken, if any-

Not applicable

3. Provide details of the following disclosures related to water, in the following format:

Parameter	FY 2023-24 (Current Financial Year)	FY 2022-23 (Previous Financial Year)
Water withdrawal by source (in kilolitres)		
(i) Surface water	NA	NA
(ii) Groundwater	NA	NA
(iii) Third party water	18386	19710
(iv) Seawater / desalinated water	NA	NA
(v) Others	NA	NA
Total volume of water withdrawal (in kilolitres) (i + ii + iii + iv + v)	18386	19710
Total volume of water consumption (in kilolitres)	17,900	15877
Water intensity per rupee of turnover (Total water consumption / Revenue from operations)	$17900\text{kL} / 29,80,35,00,000 = 0.0000006006 \text{ kL/Rs.}$	$15,877 / 30,75,13,00,000 = 0.0000005163$
Water intensity per rupee of turnover adjusted for Purchasing Power Parity (PPP) (Total water consumption / Revenue from operations adjusted for PPP)		
Water intensity in terms of physical output		
Water intensity (optional) – the relevant metric may be selected by the entity	-	-

No independent assessment/ evaluation/assurance has been carried out by an external agency.

4. Provide the following details related to water discharged

Parameter	FY 2023-24 (Current Financial Year)	FY 2022-23 (Previous Financial Year)
Water discharge by destination and level of treatment (in Kilolitres)		
(i) To Surface water	NA	NA
-No treatment		
-With treatment – please specify level of treatment		
(ii) To Groundwater	NA	NA
- No treatment		
- With treatment – please specify level of treatment		
(iii) To Seawater	NA	NA
- No treatment		
- With treatment – please specify level of treatment		

Parameter	FY 2023-24 (Current Financial Year)	FY 2022-23 (Previous Financial Year)
(iv) Sent to third-parties - No treatment - With treatment – please specify level of treatment	NA	NA
(v) Others - No treatment - With treatment – please specify level of treatment	NA	NA
Total water discharged (in kilolitres)		

No independent assessment/ evaluation/assurance has been carried out by an external agency.

5. Has the entity implemented a mechanism for Zero Liquid Discharge? If yes, provide details of its coverage and implementation.

All the water waste generated is been treated in Effluent treatment plant. This treated water is used for gardening purposes.

6. Please provide details of air emissions (other than GHG emissions) by the entity, in the following format:

Parameter	Please specify unit	FY 2023-24 (Current Financial Year)	FY 2022-23 (Previous Financial Year)
NOx	-	-	-
SOx	-	-	-
Particulate matter (PM)	-	-	-
Persistent organic pollutants (POP)	-	-	-
Volatile organic compounds (VOC)	µg/m ³	Method: USEPA TO-17 Benzene: 0.42 Toluene: 3.37 Ethyl Benzene: 2.43 Meta Para Xylene: 2.87 Ortho Xylene: 0.86	Method: USEPA TO-17 Benzene: 0.34 Toluene: 10.11 Ethyl Benzene: 3.46 Meta Para Xylene: 4.86 Ortho Xylene: 5.82
Hazardous air pollutants (HAP)	-	-	-
Others – please specify	-	-	-

Yes, independent assessment/ evaluation/assurance has been carried out by an external agency

If yes, name of the external agency- **Glen Innovation**

7. Provide details of greenhouse gas emissions (Scope 1 and Scope 2 emissions) & its intensity, in the following format:

Parameter	Unit	FY 2023-24 (Current financial Year)	FY 2022-23 (Previous Financial Year)
Total Scope 1 emissions (Break-up of the GHG into CO ₂ , CH ₄ , N ₂ O, HFCs, PFCs, SF ₆ , NF ₃ , if available)	Metric tonnes of CO ₂ Equivalent	NA	NA
Total Scope 2 emissions (Break-up of the GHG into CO ₂ , CH ₄ , N ₂ O, HFCs, PFCs, SF ₆ , NF ₃ , if available)	Metric tonnes of CO ₂ Equivalent	NA	NA
Total Scope 1 and Scope 2 emissions per rupee of turnover (Total Scope 1 and Scope 2 GHG emissions / Revenue from operations)		NA	NA
Total Scope 1 and Scope 2 emission intensity per rupee of turnover adjusted for Purchasing Power Parity (PPP) (Total Scope 1 and Scope 2 GHG emissions / Revenue from operations adjusted for PPP)		NA	NA
Total Scope 1 and Scope 2 emission intensity in terms of physical output			
Total Scope 1 and Scope 2 emission intensity (optional) – the relevant metric may be selected by the entity		NA	NA

No independent assessment/ evaluation/assurance has been carried out by an external agency.

8. Does the entity have any project related to reducing Green House Gas emission? If Yes, then provide details.

43% of electricity consumption is sourced from Wind Energy. Tata Power is our electricity supplier wherein they are partly sourcing it from wind energy and pass on the credit in our monthly electricity bill.

9. Provide details related to waste management by the entity, in the following format:

Parameter	FY 2023-24 (Current Financial Year)	FY 2022-23 (Previous Financial Year)
Total Waste generated (in metric tonnes)		
Plastic waste (A)	NA	NA
E-waste (B)	0.317	NA
Bio-medical waste (C)	NA	NA
Construction and demolition waste (D)	NA	NA
Battery waste (E)	NA(By back purchase)	NA (By back purchase)
Radioactive waste (F)	NA	NA
Other Hazardous waste. Please specify, if any. (G)	18.05	11.52

Parameter	FY 2023-24 (Current Financial Year)	FY 2022-23 (Previous Financial Year)
Other Non-hazardous waste generated (H). Please specify, if any. (Break-up by composition i.e. by materials relevant to the sector)	NA	NA
Total (A+B + C + D + E + F + G + H)	18.367	11.52
Waste intensity per rupee of turnover (Total waste generated / Revenue from operations)	18367000kg/29,80,35,00,000 = 6.1627 x 10e-4 gm/Rs.	11520000/30751300000 = 3.7462 x 10e-4 gm/Rs
Waste intensity per rupee of turnover adjusted for Purchasing Power Parity (PPP) (Total waste generated / Revenue from operations adjusted for PPP)	-	-
Waste intensity in terms of physical output	-	-
Waste intensity (optional) – the relevant metric may be selected by the entity	-	-

For each category of waste generated, total waste recovered through recycling, re-using or other recovery operations (in metric tonnes)

Category of waste: OIL

(i) Recycled	Nil	0.900 MT
(ii) Re-used	Nil	Nil
(iii) Other recovery operations	Nil	Nil
Total	Nil	0.900

For each category of waste generated, total waste disposed by nature of disposal method (in metric tonnes)

Category of waste: Foam Pigs ETP Sludgs		
(i) Incineration	12.07	5.38
(ii) Landfilling	5.98	6.14
(iii) Other disposal operations	Nil	Nil
Total	18.05	11.52

No independent assessment/ evaluation/assurance has been carried out by an external agency.

10. Briefly describe the waste management practices adopted in your establishments. Describe the strategy adopted by your Company to reduce usage of hazardous and toxic chemicals in your products and processes and the practices adopted to manage such wastes.

NA

11. If the entity has operations/offices in/around ecologically sensitive areas (such as national parks, wildlife sanctuaries, biosphere reserves, wetlands, biodiversity hotspots, forests, coastal regulation zones etc.) where environmental approvals / clearances are required, please specify details in the following format:

S. No.	Location of operations/offices	Type of operations	Whether the conditions of environmental approval / clearance are being complied with? (Y/N) If no, the reasons thereof and corrective action taken, if any.
1.	Mahul	Storage	Yes

12. Details of environmental impact assessments of projects undertaken by the entity based on applicable laws, in the current financial year:

Name and brief details of project	EIA Notification No.	Date	Whether conducted by independent external agency (Yes / No)	Results communicated in public domain (Yes / No)	Relevant Web link
NOT APPLICABLE					

13. Is the entity compliant with the applicable environmental law/ regulations/ guidelines in India; such as the Water (Prevention and Control of Pollution) Act, Air (Prevention and Control of Pollution) Act, Environment protection act and rules thereunder (Y/N). If not, provide details of all such non-compliances, in the following format:

Yes, Entity is complying with applicable environmental law/ regulations/ guidelines in India.

LEADERSHIP INDICATORS

1. Water withdrawal, consumption and discharge in areas of water stress (in kilolitres): Not applicable

For each facility / plant located in areas of water stress, provide the following information:

(i) Name of the area

(ii) Nature of operations

(iii) Water withdrawal, consumption and discharge in the following format:

Parameter	FY 2023-24 (Current Financial Year)	FY 2022-23 (Previous Financial Year)
Water withdrawal by source (in kilolitres)		
(i) Surface water	NA	NA
(ii) Groundwater	NA	NA
(iii) Third party water	NA	NA
(iv) Seawater / desalinated water	NA	NA
(v) Others	NA	NA
Total volume of water withdrawal (in kilolitres)	NA	NA
Total volume of water consumption (in kilolitres)	NA	NA
Water intensity per rupee of turnover (Water consumed / turnover)		
Water intensity (optional) – the relevant metric may be selected by the Entity	NA	NA
Water discharge by destination and level of treatment (in kilolitres)		
(i) Into Surface water	NA	NA
- No treatment		
- With treatment – please specify level of treatment		
(ii) Into Groundwater	NA	NA
- No treatment		
- With treatment – please specify level of treatment		

Parameter	FY 2023-24 (Current Financial Year)	FY 2022-23 (Previous Financial Year)
(iii) Into Seawater	NA	NA
- No treatment		
- With treatment – please specify level of treatment		
(iv) Sent to third-parties	NA	NA
- No treatment		
- With treatment – please specify level of treatment		
(v) Others	NA	NA
- No treatment		
- With treatment – please specify level of treatment		
Total water discharged (in kilolitres)		

No independent assessment/ evaluation/assurance has been carried out by an external agency

2. Please provide details of total Scope 3 emissions & its intensity, in the following format:

Parameter	Unit	FY 2023-24 (Current Financial Year)	FY 2022-23 (Previous Financial Year)
Total Scope 3 emissions (Break-up of the GHG into CO ₂ , CH ₄ , N ₂ O, HFCs, PFCs, SF ₆ , NF ₃ , if available)	<i>Metric tonnes Of CO₂ equivalent</i>	NA	NA
Total Scope 3 emissions per rupee of turnover		NA	NA
Total Scope 3 emission intensity (optional) – the relevant metric may be selected by the entity		NA	NA

No independent assessment/ evaluation/assurance has been carried out by an external agency

3. With respect to the ecologically sensitive areas reported at Question 11 of Essential Indicators above, provide details of significant direct & indirect impact of the entity on biodiversity in such areas along-with prevention and remediation activities.

NA

4. If the entity has undertaken any specific initiatives or used innovative technology or solutions to improve resource efficiency, or reduce impact due to emissions / effluent discharge / waste generated, please provide details of the same as well as outcome of such initiatives, as per the following format:

Sr. No	Initiative undertaken	Details of the initiative (Web-link, if any, may be provided along-with summary)	Outcome of the initiative
1.	Emission reduction	Part of our electrical energy is also sourced from renewable resources like solar/wind	43% of the total electricity consumption is sourced from solar energy.

Sr. No	Initiative undertaken	Details of the initiative (Web-link, if any, may be provided along-with summary)	Outcome of the initiative
2.	Emission reduction	The fixed roof tanks are provided with water scrubber absorption system	Reduction of emission
3.	Emission reduction	Provision of bottom loading was done for reduction of emissions.	Reduction of emissions
4.	Emission reduction	Retrofit Fixed Roof tanks with Emission reduction technology	Reduction of emissions
5.	Resource efficiency	Provision of Internal Floating Roof	Reduction of electricity consumption.
6.	Reduction of emission	Replacement of traditional lights and lamps with LED	Reduction of electricity consumption.

5. Does the entity have a business continuity and disaster management plan? Give details in 100 words/ web link.

Yes. Business continuity plan and Disaster Management Plan (Emergency Preparedness Plan) is available.

A business continuity plan refers to an organisation's system of procedures to restore critical business functions in the event of an unplanned disaster. The disasters could include natural disasters, cyberattacks, service outages, or other potential threats. Business continuity planning (BCP) enables organisations to ensure continuity of business/ service with minimal downtime / disturbance / loss in case of emergency.

A disaster is a catastrophic situation in which suddenly, people are plunged into helplessness and suffering and, as a result, need protection, clothing, shelter, medical and social care and other necessities of life. The Disaster Management Plan is aimed to ensure safety of life, protection of Environment, protection of installation, restoration of production and salvage operations in this same order of priorities. For effective implementation of the Disaster Management Plan, it is circulated, and a personnel training is to be provided through rehearsals/drills. To tackle the consequences of a major emergency inside the terminal or immediate vicinity of the terminal, a Disaster Management Plan is formulated and document is called "Emergency Preparedness Plan".

6. Disclose any significant adverse impact to the environment, arising from the value chain of the entity. What mitigation or adaptation measures have been taken by the entity in this regard

No significant adverse impact reported from any value chain partners. The Company's Code of Conduct (CoC) has been extended to vendors and service providers which covers the need for compliance with environmental regulations, health and safety, labour practices, human rights aspects, freedom of association, collective bargaining, prohibition of child labour and forced and compulsory labour, ethical behaviour, transparency in business processes and environment conservation.

7. Percentage of value chain partners (by value of business done with such partners) that were assessed for environmental impacts.

NA

PRINCIPLE 7: BUSINESSES, WHEN ENGAGING IN INFLUENCING PUBLIC AND REGULATORY POLICY, SHOULD DO SO IN A MANNER THAT IS RESPONSIBLE AND TRANSPARENT

ESSENTIAL INDICATORS

1. a. Number of affiliations with trade and industry chambers/ associations

The Company was a member of four trade and industry chambers/ associations during FY 2023-24.

b. List the top 10 trade and industry chambers/ associations (determined based on the total members of such body) the entity is a member of/ affiliated to.

Sr. No	Name of the trade and industry chambers/ associations	Reach of trade and industry chambers/ associations (State/National)
1.	Bombay Chamber of Commerce & Ind.	State
2.	Indian Chemical Council	National
3.	Indian Merchant Chamber	National
4.	Golden Maharashtra Development Council	State

2. Provide details of corrective action taken or underway on any issues related to anti- competitive conduct by the entity, based on adverse orders from regulatory authorities.

Name of Authority	Brief of the case	Corrective action taken
	NIL	

Note: There is no action taken or underway against the Company on any issues related to anti-competitive conduct

LEADERSHIP INDICATORS

1. Details of public policy positions advocated by the entity:

Details of public policy positions advocated by the entity					
Sr no.	Public policy advocated	Method resorted for such advocacy	Whether information available in public domain? (Yes/No)	Frequency of Review by Board	Web Link, if available
Not Applicable					

We participate in seminars, conferences organised by these associations. The Company uses the platform of the above mentioned associations to address issues that might impact our stakeholders. We encourage and participate in advocating policy level processes rather than lobbying on any specific issues.

PRINCIPLE 8: BUSINESSES SHOULD PROMOTE INCLUSIVE GROWTH AND EQUITABLE DEVELOPMENT

ESSENTIAL INDICATORS

- 1. Details of Social Impact Assessments (SIA) of projects undertaken by the entity based on applicable laws, in the current financial year.**

Details of Social Impact Assessments (SIA) of projects undertaken by the entity based on applicable laws, in the current financial year.

Sr.	Name and brief details of project	SIA Notification No.	Date of notification	Whether conducted by independent external agency	Results communicated in public domain	Relevant Web link
-----	-----------------------------------	----------------------	----------------------	--	---------------------------------------	-------------------

Not applicable

- 2. Provide information on project(s) for which ongoing Rehabilitation and Resettlement (R&R) is being undertaken by your entity, in the following format:**

Provide information on project(s) for which ongoing Rehabilitation and Resettlement (R&R) is being undertaken by your entity, in the following format

S. No.	Name of Project for which R&R is ongoing	State	District	No. of Project Affected Families (PAFs)	% of PAFs covered by R&R	Amounts paid to PAFs in the FY (In Rs.)
--------	--	-------	----------	---	--------------------------	---

Not applicable

- 3. Describe the mechanisms to receive and redress grievances of the community**

A grievance redressal policy has been established to encourage openness, promote transparency and to encourage improvements without fear of rebuttal.

The Company has a culture where employees can freely raise and discuss issues concerning themselves with their Superiors, Business Leaders or Human Resource (HR) Managers. The Company has created several channels through which employees can discuss, have an engagement and seek clarification on their issues. The employees can provide their feedback or complaints to their respective HR managers.

- 4. Percentage of input material (Inputs to total inputs by value) sourced from suppliers**

	FY 2023-24 Current Financial Year	FY 2022-23 Previous Financial Year
Directly sourced from MSMEs/ small producers	2.47%	0.48%
Directly from within India	-	-

- 5. Job creation in smaller towns – Disclose wages paid to persons employed (including employees or workers employed on a permanent or non-permanent / on contract basis) in the following locations, as % of total wage cost**

Location	FY 2023-24 Current Financial Year	FY 2022-23 Previous Financial Year
Rural	-	-
Semi-urban	-	-
Urban	-	-
Metropolitan	100	100

(Place to be categorised as per RBI Classification System - rural / semi-urban / urban / metropolitan)

LEADERSHIP INDICATORS

1. Provide details of actions taken to mitigate any negative social impacts identified in the Social Impact Assessments (SIA) (Reference: Question 1 of Essential Indicators above)

Details of negative social impact identified	Corrective action taken
NIL	

2. Provide the following information on CSR projects undertaken by your entity in designated aspirational districts as identified by government bodies:

Provide the following information on CSR projects undertaken by your entity in designated aspirational districts as identified by government bodies

S. No.	State	Aspirational District	Amount spent (In Rs.)
NIL			

The Company has served several people belonging to the marginalised and vulnerable communities. The Company intends to serve more people belonging to aspirational districts as identified by government bodies in the coming future.

3. (a) Do you have a preferential procurement policy where you give preference to purchase from suppliers comprising marginalised /vulnerable groups? (Yes/No)-

Yes, the Company has framed preferential procurement policy.

- (b) From which marginalised /vulnerable groups do you procure? Preference is given labour recruitment from nearby communities

- (c) What percentage of total procurement (by value) does it constitute?

4. Details of the benefits derived and shared from the intellectual properties owned or acquired by your entity (in the current financial year), based on traditional knowledge:

Details of the benefits derived and shared from the intellectual properties owned or acquired by your entity (in the current financial year), based on traditional knowledge

Sr.	Intellectual Property based on traditional knowledge	Owned/ Acquired (Yes/No)	Benefit shared (Yes / No)	Basis of calculating benefit share
NIL				

The Company is not in the business of inventions, literary, musical and artistic works and symbols, names, images, and designs used in commerce, for which IP owners are granted certain exclusive rights under national IP.

5. Details of corrective actions taken or underway, based on any adverse order in intellectual property related disputes wherein usage of traditional knowledge is involved

NIL.

6. Details of beneficiaries of CSR Projects:

Sr. No	CSR Project	No. of person benefitted from CSR Projects	% of beneficiaries from vulnerable and marginalised groups
1	Preventive Healthcare (Biff & Bright Welfare Society)	Cannot be ascertained	100 % of the Projects serve the beneficiaries who are from the under privileged, marginalised, vulnerable and backward community of the society.
2.	Development of Roads in rural areas (Rural development on going projects)		
3.	Contribution for Air Filtration Units for control of Air Pollution at Mumbai (Environmental Sustainability)		
4.	Contribution towards Walk together foundation (Enhancement of livelihood)		
5.	Contribution for Mahul festival, Ram Mandir Pranprathistan Langar, Shree Hariharputa Bhajan, Yuva Pratishthan (Promoting arts & Culture)		

The Company's projects are designed to serve the beneficiaries from the under privileged, marginalised, vulnerable and backward communities of the society.

PRINCIPLE 9: BUSINESSES SHOULD ENGAGE WITH AND PROVIDE VALUE TO THEIR CONSUMERS IN A RESPONSIBLE MANNER

ESSENTIAL INDICATORS

1. Describe the mechanisms in place to receive and respond to consumer complaints and feedback.

The Company has a well enabled internal system for logging complaints for the existing customers. The Company believes in putting customer at the center of its value proposition. In order to ensure customer can easily reach us, we have established multiple lines of communications such as central helpline and email id etc; Complaints are escalated and resolved within the time bound period depending on nature of complaint.

2. Turnover of products and/ services as a percentage of turnover from all products/service that carry information about:

	As a percentage of total turnover
Environmental and social parameters relevant to the product (Energy Used, Water Consumed, No. of People involve in production etc.)	Nil
Safe and responsible usage	
Recycling and/or safe disposal	

3. Number of consumer complaints in respect of the following

	FY 2023-24		Remarks	FY 2022-23		Remarks
	Received during the year	Pending resolution at end of year		Received during the year	Pending resolution at end of year	
Data privacy						
Advertising	NA	NA	NA	NA	NA	NA
Cyber-security	NA	NA	NA	NA	NA	NA
Delivery of essential Services	NIL	NIL	NIL	NIL	NIL	NIL
Restrictive Trade Practices	NIL	NIL	NIL	NIL	NIL	NIL
Unfair Trade Practices	NIL	NIL	NIL	NIL	NIL	NIL
Other	NA	NA	NA	NA	NA	NA

4. Details of instances of product recalls on account of safety issues: NIL

	Number	Reason for recall
Voluntary recalls	NA	NA
Forced recalls	NA	NA

5. Does the entity have a framework/ policy on cyber security and risks related to data privacy? (Yes/No) If available, provide a web-link of the policy:

We have framework/policy on cyber security and risks covered under data privacy. We firmly understand the loss or misuse of sensitive information, or its disclosure to outsiders, including competitors and trading partners, could potentially have a significant adverse impact on our business operations and potentially cause legal challenges in both monetary and nonmonetary terms. Considering these potential impacts on us, we have put in place information technology policies and procedures which are reviewed periodically. We also have established information technology controls like data backup mechanism, authorisation verification, etc. to protect the system.

6. Provide details of any corrective actions taken or underway on issues relating to advertising, and delivery of essential services; cyber security and data privacy of customers; re-occurrence of instances of product recalls; penalty / action taken by regulatory authorities on safety of products / services.

No cases were raised during the reporting year and hence no corrective actions were taken.

7. Provide the following information relating to data breaches:

- a. Number of instances of data breaches along with impact**
- b. Percentage of data breaches involving personally identifiable information of customers**
The Company did not witness any instances of data breaches during the year.
- c. Impact, if any, of the data breaches- Not Applicable**

LEADERSHIP INDICATORS**1. Channels / platforms where information on products and services of the entity can be accessed (provide web link, if available).**

Information on products and services of the Company can be accessed on www.aegisindia.com

2. Steps taken to inform and educate consumers about safe and responsible usage of products and/or services.

The steps are taken to inform and educate consumers about safe and responsible usage of products and services by regularly updating the website.

3. Mechanisms in place to inform consumers of any risk of disruption/ discontinuation of essential services.

The Company has well established contact mechanism with customers, through its offices as well as distributors for any disruption/discontinuation of essential services.

4. Does the entity display product information on the product over and above what is mandated as per local laws? (Yes/No/Not Applicable) If yes, provide details in brief.

Yes, we provide product information on our website over and above what is mandated under local laws.

5. Did your entity carry out any survey with regard to consumer satisfaction relating to the major products / services of the entity, significant locations of operation of the entity or the entity as a whole? (Yes/No)

Yes.

Report on Corporate Governance

1. Company's Philosophy on Code of Governance

The Company believes in transparency, professionalism and accountability, the guiding principles of corporate governance. The good corporate governance generates goodwill amongst all the stakeholders' including business partners, customers, employees and investors, earns respect from society and brings about a consistent sustainable growth for the Company and its investors.

Your Company is focused to operate within the well accepted parameters of ethics and integrity and constantly endeavours to adopt best practices of Corporate Governance and improve on these aspects on an ongoing basis. In order to achieve this objective, the Company is driven by the two guiding principles i.e. improving the effectiveness of the Board of Directors in supervising management; and improving the quality of information and communication with our stakeholders'.

The Company is in compliance with the Corporate Governance norms stipulated under the SEBI (Listing Obligations and Disclosure Requirements) Regulations, 2015 ("SEBI LODR") as amended from time to time for the period from April 01, 2023 to March 31, 2024.

2. Board of Directors

a. Composition of Board

As on March 31, 2024, the Board of Directors of the Company comprises of 9 (Nine) Directors, consisting of an optimum combination of Executive and Non-executive Directors. The Directors bring in a wide range of skills and experience to the Board. None of the Directors on the Board is a member on more than 10 (Ten) Committees and Chairman of more than 5 (five) committees as specified under Regulation 26 of SEBI LODR, across all the Public Companies in which they are Directors. The necessary disclosures regarding Committee positions have been made by the Directors.

Details of the Directorship, Membership and Chairmanship in other companies for each Director of the Company and their shareholdings and attendance at the Board meetings and the previous Annual General Meeting held on July 28, 2023 are as follows:

Sr. No.	Director Name	Shares held	Category	Attendance Particulars		Directorships in other Public Companies #	Committee Positions across all Public Companies (including Aegis Logistics Limited) ^	
				Board Meetings	AGM		Chairman	Member^^
1.	Mr. Raj K. Chandaria (Chairman & Managing Director) (DIN – 00037518)	-	ED-C	5	Yes	8	0	2
2.	Mr. Amal Raj Chandaria (DIN – 09366079)	-	NED-NI	4	Yes	4	-	-
3.	* Mr. Anilkumar Chandaria (DIN – 00055797)	-	NED-NI	2	Yes	-	-	-
4.	Mr. Raj Kishore Singh (DIN – 00071024)	-	NED-I	5	No	4	0	3
5.	** Mr. Kanwaljit S. Nagpal (DIN – 00012201)	300	NED-I	5	Yes	8	2	2

Sr. No.	Director Name	Shares held	Category	Attendance Particulars		Directorships in other Public Companies #	Committee Positions across all Public Companies (including Aegis Logistics Limited) ^	
				Board Meetings	AGM		Chairman	Member^^
6.	Mr. Rahul D. Asthana (DIN – 00234247)	4000	NED-I	5	Yes	7	1	4
7.	Mr. Jaideep D. Khimasia (DIN – 07744224)	-	NED-I	5	Yes	1	-	2
8.	Mr. Lars Erik Johansson (DIN – 08607066)	-	NED-I	5	Yes	-	-	-
9.	Ms. Tasneem Ali (DIN – 03464356)	-	NED-I	5	Yes	1	-	-

ED–C : Executive Director - Chairman

NED-NI : Non-Executive Director - Non Independent

NED–I : Non-Executive Director – Independent

Excludes Alternate Directorships and directorships in private companies, foreign companies and Section 8 companies.

^ Represents Memberships / Chairmanships of Audit Committee and Stakeholders' Relationship Committee of public companies.

^^Kindly note that the membership count includes the count in which the director is Chairman.

* Mr. Anilkumar M. Chandaria ceased to be a Director of the Company at the close of business hours on April 10, 2024.

** The second and final term of Mr. Kanwaljit Nagpal expired effective from the close of business hours of March 31, 2024. The Board has appointed Mr. Kanwaljit S. Nagpal as Additional Director (Non-Executive Non-Independent) on the Board w.e.f. April 01, 2024, subject to approval of members via Postal Ballot.

Mr. Raj K. Chandaria, Mr. Amal R. Chandaria and Mr. Anilkumar Chandaria, Directors of the Company are related to each other.

b. Board procedure and Access to information

The Board of Directors (the "Board") is responsible for the management of the business of the Company and meets regularly to discharge its role and functions.

The Board of the Company reviews all information provided periodically for discussion and consideration at its meetings as provided under the Companies Act, 2013 (including any amendment and re-enactment thereof) and Schedule II (Part A) of SEBI LODR. Further, the Board is also apprised of all the developments in the Company.

Detailed Agenda is circulated to the Directors in advance. All material information is incorporated in the agenda for facilitating meaningful and focused discussion at the meetings. Where it is not practicable to enclose any document on the agenda, the same is placed before the meeting. In special and exceptional circumstances, additional item(s) on the agenda are permitted to be discussed at the Meeting.

Board makes timely strategic decisions, to ensure operations are in line with strategy; to ensure the integrity of financial information and the robustness of financial and other controls;

to oversee the management of risk and review the effectiveness of risk management processes. Non-Executive Directors are expected to provide an effective monitoring role and to provide help and advice to the Executive Directors. This is in the long-term interest of the Company and should be based on the optimum level of information, through smooth processes, by people with the right skills mix and in a constructive manner. The Independent Directors play an important role in deliberations at the Board and Committee meeting.

The Board meets at least once in a quarter to review the quarterly results and other items on the agenda. Additional meetings are held, when necessary. The meetings of the Board are generally convened at the Company's Corporate Office at Mumbai. In case of urgency the meetings of the Board are also conducted through Audio/Video Conference facility or when the Board Meeting is not practicable to be held, the matters are resolved via Circular Resolution, which is then noted by the Board in its next meeting.

Audio-Video conferencing facilities are also used to facilitate Directors travelling/ residing abroad or at other locations to participate in the meetings. The Minutes of the Board Meetings are circulated in advance to all Directors and confirmed at a subsequent Meeting.

The Board also reviews the declarations made by the Managing Directors/Chief Financial Officer/Unit Heads of the Company regarding compliance of all applicable laws on a quarterly basis.

c. Board Meetings

During the year ended March 31, 2024, Five Board Meetings were held. These were held on:

1. May 30, 2023
2. July 26, 2023
3. November 03, 2023
4. February 02, 2024
5. February 15, 2024

d. Code of Business Conduct and Ethics for Board of Directors and Senior Management

The Company has in place the Code of Business Conduct and Ethics for the Board of Directors and Senior Management ("the Code") approved by the Board of Directors.

The Code has been communicated to Directors and the members of Senior Management. The Code of Conduct suitably incorporates the duties of Independent Directors as laid down in the Companies Act, 2013. The Code has been displayed on the Company's website www.aegisindia.com.

All the Board members and Senior Management have confirmed compliance with the Code for the year ended March 31, 2024. A declaration to this effect signed by the Chief Executive Officer forms part of this Annual Report.

e. Brief Note on the Directors seeking appointment/re-appointment at the 67th Annual General Meeting

In compliance with Regulation 36 (3) of SEBI LODR, brief resume, expertise and details of other directorships, membership in committees of Directors of other companies and shareholding in the Company of the Director proposed to be appointed/re-appointed are as under:

Particulars	Mr. Amal Chandaria	Mr. Lars Erik Mikael Johansson	Mr. Rahul Durgaprasad Asthana
DIN	09366079	08607066	00234247
Date of Birth	9 th June, 1993	21 st September, 1960	18 th February, 1953
Date of Appointment as Director	27 th October, 2021	14 th November, 2019	29 th May, 2024
Relationship with other Director/Key Managerial Personnel	Son of Mr. Raj K. Chandaria	Not applicable	Not applicable

Particulars	Mr. Amal Chandaria	Mr. Lars Erik Mikael Johansson	Mr. Rahul Durgaprasad Asthana
Terms & conditions of appointment/re-appointment	Non-Executive Director, liable to retire by rotation	As per the resolution in Item no. 5 of the Notice of AGM, read with the explanatory statement thereto.	Non-Executive Director, liable to retire by rotation
Remuneration sought to be paid and remuneration last drawn	Not Applicable	Not Applicable	Not Applicable
Experience (including expertise in specific functional area) / Brief Resume	Mr. Amal Chandaria is CEO of Spaghetti Studios Inc. involved in design, branding and art direction. He was earlier employed by DoorDash Inc. in San Francisco, CA as a Senior Art Director, where he was mainly responsible for conceptualizing and executing national full-funnel advertising and partnership campaigns. Prior to DoorDash, he was employed by McKinsey & Co. in the area of design consulting.	Mr. Lars Erik Mikael Johansson has profound experience from previous positions he held at leading global companies. He is presently the Executive Vice President of Industrial Relations at OQ Chemicals GmbH, a 100% subsidiary of OQ, formerly Oman Oil. He is also a Chairman of Specialty Chemicals which, within European Chemical Industry Council (Cefic), represents over 50 sectors of the European fine and consumer chemicals industry. He brings with him a good balance of experience In the business, in-depth understanding of the global markets and access to an extensive network.	Mr. Rahul Durgaprasad Asthana has been associated with the Company as an Independent Director since 2014. He belongs to the Indian Administrative Service and served in the Government of India and Government of Maharashtra for 35 years. He has extensive experience in the management and implementation of Infrastructure projects in the country. As Chairman of MbPT, he was instrumental in bringing about efficiency in port operations and implementation of PPP projects like the Offshore container Terminal. He retired from the IAS in 2013 and now works as an Independent Consultant and Advisor in the Infrastructure space.
Qualification	B.A. International Relations and B.F.A. Graphic Design from Boston University	Bachelor of Science degree in Finance, Economics and Marketing from the University of Lund, Sweden.	B.Tech (Aero. Eng., MBA)

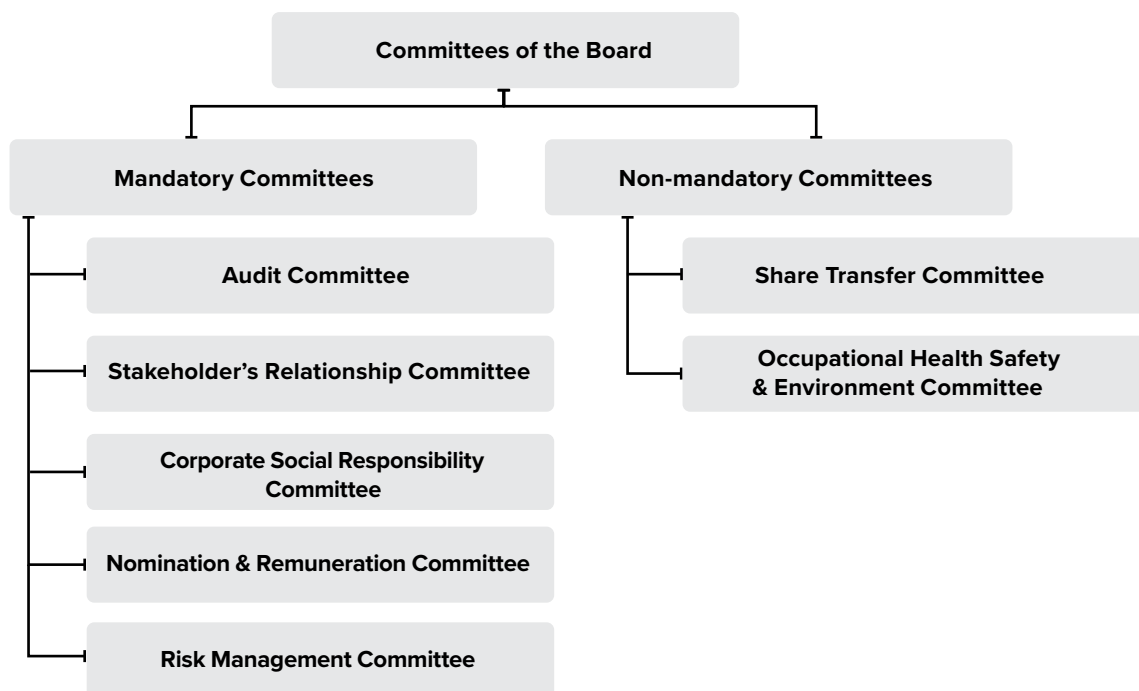
Particulars	Mr. Amal Chandaria	Mr. Lars Erik Mikael Johansson	Mr. Rahul Durgaprasad Asthana
*Directorship of other Board as on March 31, 2024	<ul style="list-style-type: none"> ➤ Sea Lord Containers Ltd. ➤ Aegis Terminal (Pipavav) Ltd. ➤ Aegis Gas (LPG) Pvt. Ltd. ➤ Eastern India LPG Co. Pvt. Ltd. 	Nil	<ul style="list-style-type: none"> ➤ NBS International Ltd ➤ Blue Planet Integrated Waste Solutions Limited ➤ Indigrid Limited ➤ Indigrid 1 Limited ➤ Indigrid 2 Limited ➤ Mahindra Last Mile Mobility Limited ➤ Mahindra Integrated Business Solutions Pvt. Ltd.
**Chairman/Member of the Committee of the Board of directors of other Companies as on March 31, 2024	Nil	Nil	<u>Audit Committee</u> <ul style="list-style-type: none"> ➤ NBS International Ltd ➤ Mahindra Waste To Energy Solutions Ltd. ➤ Mahindra Integrated Business Solutions Pvt. Ltd ➤ Mahindra Last Mile Mobility Limited <u>Shareholder Relationship Committee</u> Nil
No. of shares held in the Company	Nil	Nil	4000
Number of Board Meetings attended during the FY (2023-24)	4	5	5

* Excludes Alternate Directorships and Directorships in private companies, foreign companies and section 8 companies.

** Represents Memberships/Chairmanships of Audit Committee and Stakeholders' Relationship Committee of Public Companies.

Board Committees

To focus effectively on the issues and ensure expedient resolution of diverse matters, the Board has constituted a set of Committees with specific terms of reference/scope. The Board has established various Mandatory Committees such as Audit Committee, Stakeholders Relationship Committee, Corporate Social Responsibility Committee, Nomination and Remuneration Committee and Risk Management Committee. The composition of the mandatory committees is available on the Company website. The minutes of the meetings of all committees are placed before the Board from time to time for discussion/noting/ratification.



f. Matrix relating to skills/expertise/competencies of the Board of Directors

The Board has identified the following skills/expertise/competencies fundamental for the effective functioning of the Company which are currently available with the Board:

Business understanding	Opportunities for the Company within the industry verticals and regulatory environment.
Strategy and Planning	Understanding of business dynamics, ability to identify key issues and opportunities for the Company within the industry verticals and regulatory environment.
Governance	Experience in developing governance practices, serving the best interests of all stakeholders, maintaining board and management accountability, building long term effective stakeholder engagements and driving corporate ethics and values.
Finance	Qualifications and experience in finance and the ability to critically assess financial viability and performance; contribute to strategic financial planning; oversee budgets, efficient use of resources; oversee funding arrangements and accountability

The Directors of the Company possess the skills/expertise/competence as mentioned above.

3. Audit Committee

a. Composition, Meetings & Attendance

Audit Committee for the year ended March 31, 2024 comprised of three Directors, out of which two are Non-Executive Independent Directors and one is Executive Director. Mr. Kanwaljit S. Nagpal, Chairman of the Committee is an Independent Non-Executive Director. All the members of the Audit Committee have adequate accounting and financial knowledge and the composition of the Committee is in compliance with the requirements of section 177 of the Companies Act, 2013 and Regulation 18 of SEBI LODR.

The Company Secretary acts as the Secretary to the Audit Committee.

Details of the Committee meetings, Composition and attendance by the members of the committee during the financial year ended March 31, 2024 are given in the table below:

Members	Category	No. of meetings during FY 2023-24	
		Held on	Attended by Members
Mr. Kanwaljit S. Nagpal (Chairman)*	NED – I	May 08, 2023	2
Mr. Jaideep D. Khimasia	NED – I	May 30, 2023	3
Mr. Raj K. Chandaria	ED	July 26, 2023	3
		October 03, 2023	2
		November 03, 2023	3
		January 16, 2024	2
		February 02, 2024	3

* After due expiry of the second and final term effective from the close of business hours of March 31, 2024 of Mr. Kanwaljit S. Nagpal as an Independent Director, the Board re-constituted the Audit Committee w.e.f. April 01, 2024 as follows :

Members	Category
Mr. Raj Kishore Singh	Chairman- NED-I
Mr. Raj K. Chandaria	Member- ED
Mr. Jaideep D. Khimasia	Member- NED-I

NED-I: Non-Executive Director-Independent

ED: Executive Director

b. Terms of Reference

Regulation 18 read with Schedule II (Part C) of SEBI LODR read with section 177 of the Companies Act, 2013 such as overseeing of the Company's financial reporting process, recommending the appointment/re-appointment of Statutory Auditors and fixation of their fees, reviewing quarterly, half yearly and annual financial statements, changes in accounting policies & practices, compliances with the Indian Accounting Standards, major accounting entries involving estimates based on the exercise of judgment by management, compliance with listing and other legal requirements relating to financial statements, scrutiny of inter-corporate loans and investments, disclosures of related party transactions, if any, scrutiny of inter-corporate loans and investments, if any before they are submitted to the Board of Directors.

4. Nomination and Remuneration Committee

a. Composition, Meetings and Attendance

The Nomination and Remuneration (N&R) Committee during the year ended March 31, 2024 comprised of the following members:

Members	Category	No. of meetings during FY 2023-24	
		Held on	Attended by Members
Mr. Kanwaljit S. Nagpal (Chairman)*	NED – I	May 30, 2023	3
Mr. Raj Kishore Singh	NED - I	March 29, 2024	2
Mr. Rahul Asthana	NED – I		

* After due expiry of the second and final term effective from the close of business hours of March 31, 2024 of Mr. Kanwaljit S. Nagpal as an Independent Director, the Board appointed Mr. Kanwaljit S. Nagpal as Additional Director (Non-Executive Non-Independent) on the Board w.e.f. April 01, 2024 and further, re-constituted the Nomination & Remuneration Committee w.e.f. April 01, 2024 viz. Mr. Raj Kishore Singh (Chairman), Mr. Kanwaljit S. Nagpal (NED-NI) and Mr. Rahul Asthana.

Further, in view of expiry of second and final term of consecutive five (5) years of Mr. Rahul Asthana as Independent Director of the Company w.e.f. close of business hours on May 28, 2024, the Board

of Directors in its meeting held on May 24, 2024 reconstituted N&R Committee w.e.f. May 29, 2024 as follows :

Members	Category
Mr. Raj Kishore Singh	Chairman- NED-I
Mr. Lars Erik Mikael Johansson (w.e.f. May 29, 2024)	Member- NED-I
Mr. Kanwaljit S. Nagpal	Member- NED-NI

NED-I: Non-Executive Director-Independent

NED-NI: Non-Executive Director- Non-Independent

b. Terms of Reference

The Nomination & Remuneration Committee is constituted under the provisions of Companies Act, 2013 read along with the rules made thereunder and Regulation 19 read with Schedule II (Part D) of SEBI LODR.

The terms of reference of the Committee, inter alia, include the following:

- Identifying people who qualify to become directors in accordance with the criteria laid down and recommend to the Board their appointment and removal.
- To review the performance of the Managing Directors and recommend to the Board the overall compensation/commission payable to Managerial Personnel viz. Managing Director/Executive Director/CEO/Manager within the overall limits prescribed under the Companies Act, 2013, subject to other necessary approvals.
- Recommend to the board, remuneration, in whatever form, payable to senior management.

c. Executive Director's Compensation

The Managing Director is remunerated by way of Commission which is approved by the Board of Directors and the Shareholders. The commission payable to the Managing Director is considered and recommended by the Nomination and Remuneration Committee of the Board of Directors.

The Shareholders had approved payment of commission @ not exceeding 5% of the profits to the Managing Director under section 197 of the Companies Act, 2013. The Board of Directors, based on the recommendation of the Nomination & Remuneration Committee, have approved the payment of Rs. 660 lakh to Mr. Raj K. Chandaria, Chairman & Managing Director, which is within the limit of 5% of the profit u/s. 197 of the Companies Act, 2013 for the year ended March 31, 2024.

d. Non-Executive Directors' Compensation and disclosures

With changes in the corporate governance norms brought by the Companies Act, 2013 as well as SEBI LODR, the role of Non-Executive Directors (NED) and the degree and quality of their engagement with the Board and the Company has undergone significant changes over a period. The Company is being benefited from the expertise, advice and inputs provided by the NEDs.

Apart from sitting fees that are paid to the NED for attending Board/Committee Meetings, no other fees/ commission was paid during the year ended March 31, 2024.

Sitting fees payable to the Directors for attending each meeting of the Board is Rs. 30,000/- (during the year Sitting fees increased from 25,000/- to 30,000/-). The sitting fees paid for attending the meetings of the Audit Committee, Stakeholders' Relationship Committee and Share Transfer Committee is Rs. 1,000/- each. The sitting fees paid to Non-Executive Director for attending the meeting of the Occupational Health Safety & Environment Committee is Rs. 20,000/-.

The total amount of sitting fees paid during the FY 2023-24 to Non-Executive Directors is as under:

Name of the Director	Sitting fees (Rs.)	Remuneration (Rs.)	Total (Rs.)
Mr. Anilkumar M. Chandaria	50,000	-	50,000
Mr. Kanwaljit S. Nagpal	4,10,000	-	4,10,000
Mr. Rahul D. Asthana	1,35,000	-	1,35,000
Mr. Raj Kishore Singh	1,39,000	-	1,39,000
Mr. Jaideep D. Khimasia	1,86,000	-	1,86,000
Mr. Lars Erik Johansson	1,35,000	-	1,35,000
Ms. Tasneem Ali	1,35,000	-	1,35,000
Mr. Amal R. Chandaria*	0	-	0

*Mr. Amal R. Chandaria has voluntarily waived the sitting fees for attending Board.

5. Corporate Social Responsibility Committee

Composition, Meetings & Attendance

The terms of reference of the Corporate Social Responsibility Committee (CSR) broadly comprises:

- Formulate and recommend to the Board, a CSR Policy which shall indicate the activities to be undertaken by the Company in areas or subject, specified in Schedule VII;
- Recommend the amount of expenditure to be incurred on the activities referred above.
- Monitor the CSR Policy of the Company from time to time. The composition of the CSR Committee as on March 31, 2024 and the details of Members' participation at the Meetings of the Committee are as under:

Members	Category	No. of meetings during FY 2023-24	
		Held on	Attended by Members
Mr. Raj K. Chandaria	ED	May 30, 2023	3
Mr. Kanwaljit S. Nagpal*	NED – I	March 26, 2024	2
Mr. Jaideep D. Khimasia	NED – I		

* After due expiry of the second and final term effective from the close of business hours of March 31, 2024 of Mr. Kanwaljit S. Nagpal as an Independent Director, the Board appointed Mr. Kanwaljit S. Nagpal as Additional Director (Non-Executive Non-Independent) on the Board w.e.f. April 01, 2024 and further, re-constituted the Corporate Social Committee w.e.f. April 01, 2024 as follows :

Members	Category
Mr. Raj Chandaria	Chairman- ED
Mr. Kanwaljit S. Nagpal	Member- NED-NI
Mr. Jaideep D. Khimasia	Member- NED-I

ED : Executive Director

NED-NI: Non-Executive Director- Non-Independent

NED-I : Non-Executive Director – Independent

6. Stakeholders Relationship Committee

a. Composition, Meetings & Attendance

The details of Committee Meetings, Composition and attendance by the members of the Committee during the financial year ended Marh 31, 2024 are given in the table below:

Members	Category	No. of meetings during FY 2023-24	
		Held on	Attended by Members
Mr. Kanwaljit S. Nagpal (Chairman)*	NED – I	May 30, 2023	3
Mr. Raj K. Chandaria	ED	July 26, 2023	3
Mr. Jaideep D. Khimasia	NED – I	November 03, 2023 February 02, 2024	3 3

* After due expiry of the second and final term effective from the close of business hours of March 31, 2024 of Mr. Kanwaljit S. Nagpal as an Independent Director, the Board appointed Mr. Kanwaljit S. Nagpal as Additional Director (Non-Executive Non-Independent) on the Board w.e.f. April 01, 2024 and further, re-constituted the Stakeholder Relationship Committee w.e.f. April 01, 2024 as follows :

Members	Category
Mr. Kanwaljit S. Nagpal	Chairman- NED-NI
Mr. Raj Chandaria	Member- ED
Mr. Jaideep D. Khimasia	Member- NED-I

ED: Executive Director

NED-NI: Non-Executive Director- Non-Independent

NED-I : Non-Executive Director – Independent

b. Terms of Reference

The Stakeholders Relationship Committee is constituted under the provisions of Companies Act, 2013 read along with the rules made thereunder and Regulation 20 read with Schedule II (Part D) of SEBI LODR.

- The terms of reference of the Committee, inter alia, include the following: Resolving the grievances of the security holders of the listed entity including complaints related to transfer/transmission of shares, non-receipt of annual report, non-receipt of declared dividends, issue of new/duplicate certificates, general meetings etc.
- Review of measures taken for effective exercise of voting rights by shareholders.
- Review of adherence to the service standards adopted by the listed entity in respect of various services being rendered by the Registrar & Share Transfer Agent.
- Review of the various measures and initiatives taken by the listed entity for reducing the quantum of unclaimed dividends and ensuring timely receipt of dividend warrants/annual reports/statutory notices by the shareholders of the Company.

c. Name & Designation of the Compliance Officer

Ms. Monica T. Gandhi, Company Secretary of the Company acts as Compliance Officer of the Company.

d. Stakeholders' complaints

The total number of complaints received and resolved to the satisfaction of investors during the financial year under review and their break-up is provided as under:

Type of Complaints	No. of Complaints		
	Received	Resolved	Pending
Non receipts of Demat Credit / rejected DRF	3	3	0
Non receipt of ECS Advise	0	0	0
Non receipt of Share Certificate/Letter of Confirmation	6	6	0
Non receipt of Annual Report	0	0	0
Non receipt of Dividend on Shares	1	1	0
Non receipt of various procedures	2	2	0
Others	3	3	0
Total	15	15	0

7. Risk Management Committee

The details of Committee Meetings, Composition and attendance by the members of the Committee during the financial year ended March 31, 2024 are given in the table below:

Members	Category	No. of meetings during FY 2023-24	
		Held on	Attended by Members
Mr. Raj K. Chandaria (Chairman)	ED	July 26, 2023	3
Mr. Kanwaljit S. Nagpal*	NED – I	January 15, 2024	2
Mr. Rajiv M. Chohan	President (Business Development)		

* After due expiry of the second and final term effective from the close of business hours of March 31, 2024 of Mr. Kanwaljit S. Nagpal as an Independent Director, the Board re-constituted the Risk Management Committee w.e.f. April 01, 2024 as follows :

Members	Category
Mr. Raj Chandaria	Chairman- ED
Mr. Jaideep Khimasia	Member- NED-I
Mr. Rajiv Chohan	Member

ED: Executive Director

NED-I : Non-Executive Director – Independent

Terms of Reference

The Committee has laid down procedure for risk assessment and minimisation which are presented to the Board of Directors on a periodical basis.

Business Risk Evaluation and Management is an ongoing process within the Organisation. The Company has a robust risk management framework to identify, monitor and minimise risks and also to identify business opportunities. The objectives and scope of the Risk Management Committee broadly comprises:

- Oversight of risk management performed by the executive management.
- Reviewing the Business Risk Management policy and framework in line with local legal requirements and SEBI guidelines.
- Reviewing risks and evaluate treatment including initiating mitigation actions and ownership as per a predefined cycle.
- Defining framework for identification, assessment, monitoring, mitigation, and reporting of risks.

- Within its overall scope as aforesaid, the Committee shall review risks trends, exposure, potential impact analysis and mitigation plan.

8. Particulars of Senior Management including changes therein since the close of the previous financial year

The list of Senior Management Team falling within the definition of Senior Management Personnel as defined in SEBI LODR, 2015 is as below:

Sr. No.	Name	Designation
1.	Mr. Sudhir Malhotra	Chief Executive Officer
2.	Mr. Murad Moledina	Chief Financial Officer
3.	Mr. Rajiv Chohan	President- Business Development
4.	Mr. Keshav Shenoy	President- Strategic Planning
5.	Mr. Haripal S. Mann	Vice President- LPG Retail Business
6.	Ms. Monica Gandhi	Company Secretary

There is no change in the particulars of Senior Management since the close of the previous financial year.

9. Performance Evaluation

Pursuant to the provisions of the Companies Act, 2013 and Regulation 17 (10) and 25 (4) of SEBI LODR, the evaluation of Independent Directors is done by the entire Board of Directors which includes performance of the Directors, and fulfilment of the independence criteria as specified in these regulations and their independence from the Management. The Board confirms that in the opinion of the Board, the Independent Directors fulfil the conditions specified in these regulations and are independent of the management.

During FY 2023-24, one meeting of the Independent Directors was held on February 02, 2024. The Independent Directors review the performance of Non-Independent Directors and the Board of Directors as a whole, review the performance of the Chairperson of the listed entity, taking into account the views of Executive Directors and Non-Executive Directors and assess the quality, quantity and timeliness of flow of information between the Management of the listed entity and the Board of Directors that is necessary for the Board of Directors to effectively and reasonably perform their duties.

10. Familiarisation Programme

At the time of appointing a director, a formal letter of appointment is given to him/her, which inter alia explains the role, function, duties and responsibilities expected of him/her as a Director of the Company. The Director is also explained in detail the compliances required from him/her under the Companies Act 2013, Regulation 25 of SEBI LODR and other relevant regulations and his/her affirmation taken with respect to the same.

Familiarisation Programme is conducted on “need-basis” during the year. A brief extract of the familiarisation programme is as follows:

- The Company through its Executive Directors/Senior Managerial Personnel apprise/brief periodically to familiarise the Independent Directors with the strategy, operations and functions of the Company.
- Such briefings provide an opportunity to the Independent Directors to interact with the senior leadership team of the Company.
- The programmes/presentations also familiarise the Independent Directors with their roles, rights and responsibilities.

Familiarisation Programme during the year along with details of attendance of Independent Directors in Familiarisation Sessions as placed on the website of the Company www.aegisindia.com.

Other Committee

In addition to the above Committees, the Board has constituted 2 more non-mandatory Committees, viz. Share Transfer Committee and Occupational Health Safety & Environment Committee, wherein the terms of reference/scope have been prescribed by the Board of Directors of the Company. The meetings of the said committees are held as and when necessary and the minutes of the same are placed at the meeting of the Board of Directors for its noting.

11. Information on Shareholders' Meetings

a. Location and time where the Annual General Meetings were held in last 3 years:

Year	Date	Location	Time (IST)
March 31, 2021	October 21, 2021	Video Conference ('VC') / Other Audio Visual Means ('OAVM') facility	5.00 p.m.
March 31, 2022	August 18, 2022	Video Conference ('VC') / Other Audio Visual Means ('OAVM') facility	5.00 p.m.
March 31, 2023	July 28, 2023	Video Conference ('VC') / Other Audio Visual Means ('OAVM') facility	5.00 p.m.

b. i. Following Special Resolutions were passed in the previous three Annual General Meetings:

Sr.No.	Particulars	Date of the AGM
1.	Re-Appointment of Mr. Jaideep D. Khimasia (DIN– 07744224), as an Independent Director	October 21, 2021
2.	Approval for sale of the Company's Kandla Undertaking to Aegis Vopak Terminals Limited (formerly known as Aegis LPG Logistics (Pipavav) Ltd.) ("AVTL"), a wholly owned subsidiary of the Company	October 21, 2021
3.	Approval for sale of the Company's Pipavav Undertaking to AVTL, a wholly owned subsidiary of the Company	October 21, 2021
4.	Approval for sale of the Company's Mangalore Undertaking to AVTL, a wholly owned subsidiary of the Company	October 21, 2021
5.	Approval for sale of the Company's Haldia Undertaking to AVTL, a wholly owned subsidiary of the Company	October 21, 2021
6.	Re-appointment of Mr. Anilkumar M. Chandaria (DIN – 00055797) who retires by rotation at this Annual General Meeting	August 18, 2022
7.	To appoint Mr. Raj Kishore Singh(DIN – 00071024) as an Independent Director of the Company	July 28, 2023

ii. Special Resolution passed last year through Postal Ballot- Yes

A Special Resolution was passed through the postal ballot in the last financial year dated May 17, 2023 for Re-appointment of Mr. Raj K. Chandaria as Managing Director for the period of 5(five) years from April 01, 2023 to March 31, 2028.

iii. Person who conducted the Postal Ballot exercise:

Mr. P. Naithani of M/s Naithani & Associates, Practicing Company Secretaries, was appointed as the Scrutiniser to Scrutinise the Postal Ballot process by voting through electronic means only (remote e-voting) in a fair and transparent manner.

iv. Details of Voting Pattern :

Details of Voting Pattern:

Particulars of Resolution	Votes in Favour of resolution				Votes Against Resolution			Invalid Votes	
	Total number of votes	Number of members voted	Number of votes	% of total number of votes	Number of members voted	Number of votes	% of total number of votes	No. of members (in person or by proxy)	Total no. of votes cast by them
Re-Appointment of Mr. Raj K. Chandaria as Managing Director for a term of 5 years w.e.f. 01 st April 2023 to March 31, 2028	27,59,96,955	178	24,90,13,629	90.22	95	2,69,83,326	9.78	0	0

c. Special resolution passed through Postal Ballot presently:

No Special resolution is passed through Postal Ballot presently. However, the Company has sought the approval of the shareholders by way of Ordinary Resolution through notice of postal ballot dated April 01, 2024 for Appointment of Mr. Kanwaljit Singh Sudarshan Nagpal (DIN: 00012201) as Non-Executive Non-Independent director of the Company w.e.f. April 01, 2024 which will be passed on June 15, 2024 and the results is scheduled to be announced on or before June 19, 2024.

d. Person who conducted the postal ballot exercise:

Mr. P. Naithani of M/s. Naithani & Associates, Practicing Company Secretaries, was appointed as the Scrutiniser to Scrutinise the Postal Ballot process by voting through electronic means only (remote e-voting) in a fair and transparent manner.

e. Procedure for postal ballot:

The postal ballot was carried out as per the provisions of Sections 108 and 110 and other applicable provisions of the Act, read with the Rules framed thereunder and read with the General Circular nos.14/2020 dated April 08, 2020, Circular No. 17/2020 dated April 13, 2020, Circular No. 22/2020 dated June 15, 2020, Circular No. 33/2020 dated September 28, 2020, Circular No. 39/2020 dated December 31, 2020, Circular No. 10/2021 dated June 23, 2021, Circular No. 20/2021 dated December 08, 2021, Circular No. 3/2022 dated May 05, 2022 Circular No 11/2022 dated December 28, 2022, and Circular No. 09/2023 dated September 25, 2023 issued by the Ministry of Corporate Affairs.

12. Subsidiary Companies

The Company has following subsidiaries:

1. Sea Lord Containers Limited
2. Konkan Storage Systems (Kochi) Private Limited
3. Aegis Gas (LPG) Private Limited
4. Hindustan Aegis LPG Limited
5. Aegis Terminal (Pipavav) Limited
6. Aegis Vopak Terminals Limited
7. Eastern India LPG Company Private Limited
8. Aegis Group International PTE Limited, Singapore
9. Aegis International Marine Services PTE Limited, Singapore
10. CRL Terminals Private Limited

The Company is in compliance with Corporate Governance Regulation 24 of SEBI LODR with regard to its subsidiary companies. The Board of Directors of the Company regularly reviews the minutes of the Board Meetings, financial statements (in particular investments made) and significant transactions and arrangements entered into by the unlisted subsidiary companies.

The Audit Committee reviews the financial statements, in particular, the investments made by the unlisted Subsidiary Companies. The Company has duly formulated a policy for determining 'material' subsidiaries. The main objective of the policy is to ensure governance of material subsidiary companies. The web link for the same as placed on the website of the Company www.aegisindia.com.

13. Disclosures**a. Related party Transactions**

There were no materially significant related party transactions with its Promoters, Directors, the Management or relatives that have a potential conflict with the interests of the Company at large. The Company's related party transactions are generally with its subsidiaries, joint venture and/or associates.

The Company has formulated a Policy on Materiality of and dealing with Related Party Transaction. The Company recognises that certain transactions present a heightened risk of conflicts of interest or the perception thereof and therefore has adopted this Policy to ensure that all Related Party Transactions with Related Parties shall be subject to this policy and approval or ratification in

accordance with Applicable Law.

During the FY 2023-24, the Company had not entered into any contract / arrangement / transaction with related parties which could be considered material in accordance with the policy of the Company on Materiality of Related Party Transactions and on dealing with Related Party Transactions.

The transactions with the related parties as per requirements of Indian Accounting Standards (INDAS 24) “Related Party Disclosures” are disclosed in the Notes to the Accounts in the Annual Report.

All the contracts / arrangements / transactions entered by the Company during the financial year with related parties were in its ordinary course of business and on an arm’s length basis.

The Company’s Policy on Materiality of Related Party Transactions and on dealing with Related Party Transactions is available on the website of the Company www.aegisindia.com.

b. Compliances by the Company

The Company has generally complied with all the requirements of the Stock Exchange(s)/SEBI LODR or any Statutory Authority on matters related to capital markets, as applicable from time to time.

- a.** No penalty was imposed, or strictures passed against the Company by the Stock Exchanges or SEBI or any statutory authorities on any matter related to capital markets during last three years except for delay in compliance under Regulation 34(1)(a) of the SEBI (LODR) Regulations, 2015 for the FY 2020-21 by BSE Limited and National Stock Exchange of India Limited (“stock exchanges”) for which waiver application was made by the Company on January 07, 2022. The waiver application has been considered favourably by National Stock Exchange of India Limited.
- b.** The requirement of placing the statement of utilisation of funds raised through preferential issue on quarterly/annual basis before the Audit Committee is not applicable.
- c.** The Company follows the Indian Accounting Standards (IND-AS) specified under section 133 of the Companies Act, 2013 read with the Companies (Indian Accounting Standards) Rules, 2015, as amended. The Company has not adopted a treatment different from that prescribed in the aforesaid Indian Accounting Standards, in the preparation of financial statements.
- d.** The Chief Executive Officer and Chief Financial Officer of the Company give annual certification on financial reporting and internal controls to the Board in terms of Regulation 17(8) of the Listing Regulations.
- e.** The Company has adopted a Vigil Mechanism Policy (also known as Whistle Blower Policy) and has established the necessary vigil mechanism to provide formal mechanism to the Directors and Employees to report their concerns about the unethical behaviour, actual or suspected fraud or violation of the Company’s code of ethics and no person has been denied access to the Audit Committee. The details of establishment of vigil mechanism are posted on the website of the Company www.aegisindia.com.
- f.** As per Regulation 24 of the SEBI Listing Regulations, the Company has formulated a policy for determining Material Subsidiaries and the policy is disclosed on the website of the Company www.aegisindia.com.
- g.** The Board of Directors of the Company evaluates and assesses the major risks and the risk minimisation procedures and its implementation, from time to time.
- h.** Certificate from the Practicing Company Secretaries, Mr. P. Naithani of M/s. P. Naithani & Associates confirming compliance with conditions of Corporate Governance, as stipulated under Regulation 34 of the Listing Regulations, is attached to this Report.
- i.** The Company during the year ended March 31, 2024 has fulfilled the following non-mandatory/ discretionary requirements as prescribed in Schedule II (Part E) of SEBI LODR:
 - The Company continues to have a regime of financial statements with unmodified audit opinion.
 - The Internal Auditors of the Company report directly to the Audit Committee.
- j.** The Company is in compliance with the requirements stipulated under Regulation 17 to 27 read with Schedule V and clause (b) to (j) of sub-regulation (2) of regulation 46 of SEBI LODR as

applicable, with regards to corporate governance.

14. Means of Communication

- a. Stock Exchange Intimation: The unaudited quarterly financial results are announced within 45 days from the end of each quarter and the audited annual results are announced within 60 days from the end of the last quarter. The aforesaid financial results, after being taken on record by the Audit Committee and Board of Directors, are communicated to the Stock Exchanges where the shares of the Company are listed. Any news, updates, or vital/useful information to shareholders are being intimated to Stock Exchanges and are being displayed on the Company's website: www.aegisindia.com.
- b. Newspapers: During the FY 2023-24, financial results (Quarterly & Annual) were published in newspapers viz. The Financial Express (English edition) and Daman Ganga Times (Regional Gujarati edition) in the format prescribed under Regulation 33 of SEBI LODR.
- c. Website: The financial results are also posted on the Company's website www.aegisindia.com. The Company's website provides information about its business and a separate dedicated section on "Investor Information" to inform and service the Shareholders allowing them to access information at their convenience.
- d. Annual Report: Annual Report is circulated to all the members within the required time frame, physically through post/courier and via E-mail, wherever the E-mail ID is available in accordance with the "Green Initiative Circular" issued by MCA. The shareholders have been provided e-voting option for the resolutions passed at the general meeting to vote as per their convenience. However, with respect to the year 2023, the Company had sent the annual reports to shareholders only on email who have registered their email ID with the Company/ Depositories pursuant to the SEBI Circular No. SEBI/HO/CFD/PoD-2/P/CIR/2023/4 dated January 05, 2023 and Circular No. 10/2022 dated December 28, 2022 issued by Ministry of Corporate Affairs.
- e. E-mail ID of the Registrar & Share Transfer Agents: All the share related requests/queries/ correspondence, if any, are to be forwarded by the investors to the Registrar and Transfer Agents of the Company, Link Intime India Private Limited and/or e-mail them to rnt.helpdesk@linkintime.co.in.
- f. Designated E-mail ID for Complaints/Redressal: In compliance of Regulation 46 (2) (j) of SEBI LODR, the Company has designated an e-mail ID secretarial@aegisindia.com exclusively for the purpose of registering complaints/grievances by investors. Investors whose requests/ queries/ correspondence remain unresolved can send their complaints/grievances to the above referred e-mail ID and the same are attended to promptly by the Company.
- g. NSE Electronic Application Processing System (NEAPS): The NEAPS is a web-based application designed by National Stock Exchange of India Limited. (NSE) for Corporates. The Shareholding Pattern, Corporate Governance Report, Financial Results, Analyst Presentations, Press Release, Board Meeting/Corporate Action Announcements and other intimations are filed electronically on NEAPS
- h. BSE Corporate Compliance & Listing Centre: The Listing Centre is a web-based application designed by BSE Limited. (BSE) for Corporates. The Shareholding Pattern, Corporate Governance Report, Financial Results, Analyst Presentations, Press Release, Board Meeting/ Corporate Action Announcement and other intimations are filed electronically on BSE's Listing Centre.
- i. SEBI Complaints Redress System (SCORES): The investor complaints are processed in a centralised web-based complaints redressal system through SCORES. The salient features of this system are centralised database of all complaints, online upload of Action Taken Reports (ATRs) by concerned companies on Stock Exchanges Portal and online viewing by investors of actions taken on the complaints and their current status. The Company is also registered on new platform SCORES 2.0.
- j. On-line Dispute Resolution Portal (SMART ODR Portal): The ODR portal allows investors with mechanism to resolve the grievance directly in the online mode through the ODR Portal. Under ODR Portal, the complaint will first be routed through Conciliation process. In case of non-resolution through the Conciliation process or if the listed Company or the investor desire, the

matter can be escalated to Arbitration process.

- k.** News releases/Investor Updates and Investor presentations on the Company's quarterly, half-yearly as well as annual financial results made to Institutional Investors and analysts are regularly uploaded on the Company's website www.aegisindia.com after its submission to the Stock Exchanges viz. BSE & NSE. These presentations, video recordings and transcript of the meetings are available on the website of the Company. No unpublished price sensitive information is discussed in the meetings with institutional investors and financial analysts.
- l.** Chairman's Communiqué: A copy of the Chairman's speech is uploaded on the stock exchanges. The document is also available on the website of the Company www.aegisindia.com.
- m.** Letters / e-mails / SMS to Investors: The Company addressed various investor-centric letters / e-mails / SMS to its shareholders during the year. The Company had sent various letters/ emails/SMS to the shareholders during the FY 2023-24 in compliance with the various SEBI Circulars.

15. General Shareholders Information

a. Annual General Meeting proposed to be held for the FY 2023-24:

Day, Date & Time: Tuesday, July 23, 2024 at 5.00 p.m. (IST)

Venue: through Video Conferencing / Other Audio-Visual Means as set out in the Notice convening the Annual General Meeting.

b. Calendar for the FY 2024-25 (Tentative):

Financial Year: April 01, 2024 to March 31, 2025

Financial Calendar: (Tentative)

Unaudited Financial Results for the quarter ended 30 th June, 2024	By August 14, 2024
Unaudited Financial Results for the quarter & half year ended 30 th September, 2024	By November 14, 2024
Unaudited Financial Results for the quarter & nine months ended 31 st December, 2024	By February 14, 2025
Audited Financial Results for the year ended March 31, 2025	Within 60 days from the year ended March 31, 2025 or such other timeline permissible by MCA/ SEBI

- c.** Cut-off date for e-voting : Tuesday, July 16, 2024
- d.** E-voting dates : Friday, July 19, 2024 (9.00 a.m.) to Monday, July 22, 2024 (5.00 p.m.)
- e.** Dividend Payment date : On or before August 22, 2024
- f.**
 - i.** Listing of equity shares on the Stock Exchange
 1. BSE Ltd. (BSE)
P. J. Towers, Dalal Street,
Mumbai – 400 023.
Scrip Code – 500003
 2. National Stock Exchange of India Ltd. (NSE)
Exchange Plaza, Bandra Kurla Complex,
Bandra (East), Mumbai-400 051
Stock Code- AEGISLOG
 - ii.** ISIN No. for the Company's Equity Shares in Demat form INE208C01025

iii. Depositories connectivity NSDL and CDSL

Notes:

1. Listing Fees of the Equity Shares for the FY 2024-25 has been paid to Stock Exchanges viz., BSE and NSE, as may be applicable.
2. Custodial Fees of the Equity Shares for the FY 2024-25 has been paid to the depositories viz. NSDL and CDSL.
 - g. Stock Price Data: Monthly High/Low of market price of the Company's shares traded on the BSE and NSE during the year is furnished below:

Market Price Data (High & Low): The price of the Company's Share – High, Low during each month in the last financial year on the BSE & NSE was as under:

Month	NSE – High	NSE – Low	BSE – High	BSE – Low
April 2023	410.50	373.55	410.20	373.55
May 2023	405.10	342.35	405.00	339.65
June 2023	364.50	308.60	364.95	309.00
July 2023	385.90	317.90	385.70	318.20
August 2023	387.15	348.30	387.60	348.05
September 2023	374.00	323.30	373.95	323.00
October 2023	332.65	282.45	332.45	282.65
November 2023	374.00	280.00	373.00	280.00
December 2023	397.10	350.45	397.00	350.20
January 2024	394.00	330.40	395.00	330.55
February 2024	471.90	361.10	471.20	358.40
March 2024	455.00	357.05	455.00	358.15

Market Price Data (comparison): The price of the Company's Share – Closing during each month in the last financial year on the BSE & NSE was as under:

Month	BSE – Closing	Sensex 500	NSE – Closing	Nifty 500
April 2023	391.75	24209.37	391.85	15219.55
May 2023	358.65	25059.67	358.45	15766.40
June 2023	321.70	26078.65	321.00	16430.00
July 2023	381.15	27069.01	382.00	17059.00
August 2023	369.15	26848.76	369.90	16924.30
September 2023	329.15	27407.75	329.40	17292.60
October 2023	293.00	26605.19	292.40	16801.10
November 2023	371.80	28442.43	371.95	17987.95
December 2023	352.35	30720.28	351.90	19429.15
January 2024	378.10	31303.35	377.65	19802.10
February 2024	439.15	31777.02	439.85	20090.05
March 2024	445.70	32043.20	446.65	20255.15

h. Share Transfer System, Dematerialisation and liquidity:

The Board has delegated the authority for approving, transmission, name deletion, if any etc. of Company's securities to the Share Transfer Committee comprising of 3 (three) Non-Executive Directors viz. Mr. Kanwaljit S. Nagpal, Mr. Raj Kishore Singh and Mr. Jaideep D. Khimasia.

In terms of Regulation 40(1) of SEBI Listing Regulations, as amended from time to time, securities can be transferred only in dematerialised form with effect from April 1, 2019, except

in case of request received for transmission or transposition of securities.

Further, in accordance with the SEBI Circular no. SEBI/HO/MIRSD/MIRSD_RTAMB/P/ CIR/2022/8 dated January 25, 2022, regarding issuance of securities in dematerialised form only in case of various investor service requests (viz. issue of duplicate share certificate, claim from Unclaimed Suspense Account, renewal / exchange of share certificate; endorsement, sub-division / splitting of share certificate; consolidation of share certificates/ folios; transmission of shares and transposition), the Company, after verification and process of the service request, is issuing the 'Letter of Confirmation' to the shareholders/claimants, as per the requirement.

Members in physical form are requested to consider converting their holdings to dematerialised form. Transfer of equity shares in electronic form are effected through the depositories with no involvement of the Company. The Company obtains from a Practising Company Secretary, yearly certificate of compliance with the formalities as required under Regulation 40 (9) of the SEBI LODR and files a copy of the certificate with the Stock Exchange(s).

i.

A. Equity shares in suspense account:

The Company has complied with the necessary procedure in accordance with Schedule VI of SEBI LODR with respect to unclaimed share certificates.

The status of shares transferred to demat unclaimed suspense A/c. of the Company is as under:

Sr. No.	Particulars	No. of Shareholders	No. of Shares
1.	Aggregate no. of shareholders and outstanding shares in the Unclaimed Suspense A/c.	176	342540
2.	Number of claims received till March 31, 2024	09	29150
3.	Number of claims processed	09	29150
4.	Number of shares transferred to IEPF demat account held with NSDL	87	153640
5.	Balance shares standing in the Unclaimed Suspense A/c. as on March 31, 2024	80	159750

The voting rights on the aforesaid shares shall remain frozen till the rightful owner claims the shares.

B. Equity shares in Suspense Escrow Demat Account:

The Company has complied with the necessary procedure in accordance with Schedule VI of SEBI LODR where securities holder/claimant fails to submit the demat request within the period of 120 days from the date of 'Letter of Confirmation' and have transferred the securities to the Suspense Escrow Demat Account of the Company.

The status of shares transferred to Suspense Escrow Demat Account of the Company is as under:

Sr. No.	Particulars	No. of Shareholders	No. of Shares
1.	Aggregate no. of shareholders and outstanding shares in the Suspense Escrow Demat Account	1	2500
2.	Number of Shares transferred to Suspense Escrow Demat Account during the year	3	2240
3.	Number of claims received till March 31, 2024	1	2500
4.	Number of claims processed	1	2500
5.	Balance shares standing in the Suspense Escrow Demat Account as on March 31, 2024	3	2240

The voting rights on the aforesaid shares shall not remain frozen.


j. Distribution of Shareholding as on March 31, 2024:

Range	No. of Shareholders	% of Shareholders	No. of Shares held	% of Shareholding
Upto - 500	55913	83.8063	4354635	1.2405
501 - 1000	4144	6.2113	3267338	0.9309
1001 - 2000	3059	4.585	4656277	1.3266
2001 - 3000	1016	1.5229	2568932	0.7319
3001 - 4000	726	1.0882	2514928	0.7165
4001 - 5000	495	0.7419	2294021	0.6536
5001 - 10000	757	1.1346	5529540	1.5754
10001 - 351000000	607	0.9098	325814329	92.8246
	66717	100.00	351000000	100.00

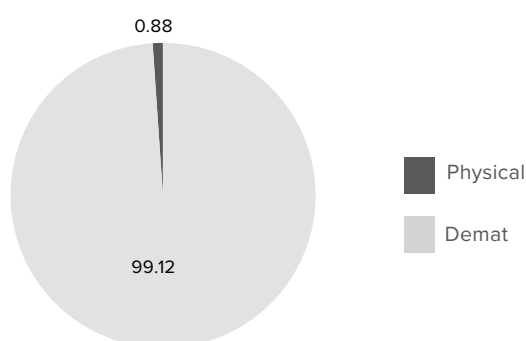
k. Categories of Shareholding as on March 31, 2024:

Categories	No. of shares held	Percentage Shareholding
Foreign Promoters	203924675	58.10
Foreign Portfolio Investors (Corporate & Individuals) / NRIs	65664832	18.71
MFs / Banks / Insurance Companies	17113138	4.88
IEPF / Unclaimed Shares / Suspense Escrow A/c.	4199565	1.19
Indian Shareholders including Directors & KMP / Corporate Bodies / Alternate Investment Fund / Clearing Members / HUF / NBFCs/Trusts	60097790	17.12
TOTAL	351000000	100.00

As on March 31, 2024, 34,79,00,478 shares being 99.12% of the Share Capital of the Company are in dematerialised form.



SHAREHOLDING PATTERN AS ON MARCH 31, 2024



SHAREHOLDING STATUS AS ON MARCH 31, 2024

i. There are no Outstanding GDRs/Warrants or any Convertible Instruments as on date.

m. Transfer of unclaimed dividend to Investor Education and Protection Fund:

Pursuant to the provisions of the Companies Act, 1956/ Companies Act, 2013 the dividend, Matured Deposits and interest thereon which remains unclaimed/ unpaid for a period of seven years from its due date is required to be transferred to the Investor Education and Protection Fund (IEPF) established by the Central Government.

The last date(s) for claiming payment of the unclaimed/ unpaid dividend are provided hereunder:

Sr. No	Account title	Date of dividend declaration	Rate of dividend	Face value	Last date for claiming the unclaimed Dividend
1	2016-17 Final Dividend	August 10, 2017	35%	1	September 15, 2024
2	2017-18 Interim Dividend	February 2, 2018	50%	1	March 10, 2025
3	2017-18 Final Dividend	August 9, 2018	75%	1	September 14, 2025
4	2018-19 Interim Dividend	March 18, 2019	50%	1	April 23, 2026
5	2018-19 Final Dividend	July 30, 2019	90%	1	September 4, 2026
6	2019-20 Interim Dividend	January 31, 2020	50%	1	March 8, 2027
7	2019-20 Final Dividend	September 22, 2020	120%	1	October 29, 2027
8	2020-21 Final Dividend	October 21, 2021	200%	1	November 26, 2028
9	2021-22 Interim Dividend	February 10, 2022	200%	1	March 18, 2029
10	2021-22 Final Dividend	August 18, 2022	50%	1	September 23, 2029
11	2022-23 1 st Interim Dividend	August 12, 2022	150%	1	September 17, 2029
12	2022-23 2 nd Interim Dividend	September 13, 2022	100%	1	October 19, 2029
13	2022-23 3 rd Interim Dividend	November 08, 2022	200%	1	December 14, 2029
14	2022-23 Final Dividend	July 28, 2023	125%	1	September 02, 2030
15	FY 2023-24 1 st Interim Dividend	July 26, 2023	250%	1	August 31, 2030
16	FY 2023-24 2 nd Interim Dividend	February 15, 2024	200%	1	March 23, 2031
17	FY 2024-25 Interim Dividend	April 10, 2024	125%	1	May 17, 2031

Members are requested to get in touch with the Registrar & Share Transfer Agents for encashing the unclaimed amounts, if any, standing to the credit of their account.

After transfer of the said amounts to the IEPF, you can claim the said unclaimed dividend from IEPF Authority by filing E-form IEPF-5, available on the website www.iepf.gov.in along with fees, if any, as

specified by the IEPF Authority.

n. Commodity price risk or foreign exchange risk and hedging activities:

The Company uses derivative instruments (Forward Cover) to hedge its risks associated with foreign currency fluctuations. The use of derivative instruments is governed by the Company's strategy approved by the Board of Directors, which provide principles on the use of such derivative instruments consistent with the Company's Risk Management Policy. The Company does not use derivative instruments for speculative purposes.

o. Terminal Locations:

- Plot No. 72, Mahul Village, Trombay, Mumbai - 400 074, Maharashtra
- Ambapada, Village Mahul, Taluka Kurla, Dist. Mumbai
- Haldia Dock Complex, Mouza Chiranjibpur, Dist. Purba Medinipur, West Bengal
- Port of Pipavav, Post Ucchaiya, Via Rajula, Dist. Amreli, Gujarat – 365560
- Kandla Port Trust, Near Jawaharlal Road, Gandhidham, Kutch, Gujarat
- Padukodi, Thannirbhavi, Mangalore
- Willingdon Island, Kochi - 682 029

p. Share related queries/ communications may be addressed to the Registrar & Share Agents:

Link Intime India Private Limited., Unit: Aegis Logistics Limited., C 101, 247 Park, L. B. S. Marg, Vikhroli (West), Mumbai - 400 083

Tel.: (0) 8108116767

E-mail: rnt.helpdesk@linkintime.co.in

16. Credit Rating

India Ratings and Research (Ind-Ra) has reaffirmed a short-term credit rating of IND A1+ (A One Plus) and revised the outlook on the long-term rating, which now is IND AA/Stable (Double A/ Outlook: Stable).

CARE Ratings Limited (CARE) has reaffirmed a short-term credit rating of CARE A1+ (A One Plus) and a long-term rating of CARE AA/ Stable (Double A/ Outlook: Stable).

17. Disclosure on loans or advances

There have been no loans or advances extended by the Company to any firms or companies where the Directors of the Company hold an Interest.

18. Disclosure on Material Subsidiaries

Name of the Material Subsidiaries	Date of Incorporation	Place of Incorporation	Name of the Statutory	Date of appointment/ Re- appointment of Statutory Auditors
Hindustan Aegis LPG Limited	February 23, 1994	Ahmedabad	M/s. Deloitte Haskins & Sells LLP, Chartered Accountant	Appointment- July 29, 2019 Re-appointment-July 22, 2024
Aegis Gas (LPG) Private Limited	December 26, 2001	Mumbai	M/s. CNK and Associates LLP, Chartered Accountants	Appointment- July 29, 2019 Re-appointment-July 22, 2024

19. Disclosure as per clause (10) of Part C of Schedule V

- a. Details of utilisation of funds raised through preferential allotment or qualified institutions placement as specified under Regulation 32 (7A) – Not Applicable
- b. The Company Secretary in practice, Mr. P. Naithani, has certified that none of the Directors on the Board of the Company have been debarred or disqualified from being appointed or continuing as Directors of companies by the Board/Ministry of Corporate Affairs or any such

statutory authority. The certificate with respect to the same is annexed to this report.

- c. During the financial year there are no such instances where the Board had not accepted any recommendation of any committee of the Board which is mandatorily required.
- d. Total consolidated fees for all services paid to the statutory auditor by the Company and its subsidiaries is Rs. 124.52 lakh.

20. Disclosure in relation to the Sexual Harassment of Women at Workplace (Prevention, Prohibition and Redressal) Act, 2013

The Company has always believed in providing a safe and harassment free workplace for every individual working in the Company's premises through various interventions and practices. The Company always endeavours to create and provide an environment that is free from discrimination and harassment including sexual harassment.

The policy on prevention of sexual harassment at workplace aims at prevention of harassment of employees and lays down the guidelines for identification, reporting and prevention of undesired behaviour.

During the year, no complaints were received from employees of the Company pertaining to sexual harassment. No complaints were received in respect of subsidiary companies.

21. Disclosure of certain types of agreements binding listed entities- Not

Applicable

For and on behalf of the Board

Raj K. Chandaria
Chairman & Managing Director
DIN: 00037518

Place: Mumbai
Dated: May 24, 2024

Declaration relating to code of conduct

All the Board Members and Senior Management Personnel have, for the year ended March 31, 2024 affirmed compliance with the Code of Conduct applicable to them as laid down by the Board of Directors in terms of regulation 26 (3) of SEBI (Listing Obligations & Disclosure Requirements) Regulations, 2015.

For and on behalf of the Board

Sudhir O. Malhotra
Chief Executive Officer

Place: Mumbai
Dated: May 24, 2024

Certificate of Non-Disqualification of Directors

(Pursuant to Regulation 34(3) and Schedule V Para C clause (10) (i) of the SEBI (Listing Obligations and Disclosure Requirements) Regulations, 2015)

To,

The Members of

Aegis Logistics Limited,

502 5th Floor,

Skylon Co-Op Housing Society Ltd,

GIDC Char Rasta,

Vapi-396195

I have examined the relevant registers, records, forms, returns and disclosures received from the Directors of Aegis Logistics Limited having CIN L63090GJ1956PLC001032 and having registered office at 502 5th Floor Skylon Co-Op Housing Society Ltd GIDC Char Rasta Vapi-396195 (hereinafter referred to as 'the Company'), produced before me by the Company for the purpose of issuing this Certificate, in accordance with Regulation 34(3) read with Schedule V Para-C Sub clause 10(i) of the Securities Exchange Board of India (Listing Obligations and Disclosure Requirements) Regulations, 2015.

In my opinion and to the best of my information and according to the verifications (including Directors Identification Number (DIN) status at the portal (www.mca.gov.in) as considered necessary and explanations furnished to me by the Company & its officers, I hereby certify that none of the Directors on the Board of the Company as stated below for the Financial Year ending on March 31, 2024 have been debarred or disqualified from being appointed or continuing as Directors of companies by the Securities and Exchange Board of India, Ministry of Corporate Affairs, or any such other Statutory Authority

Sr. No.	Name of Director	DIN	Date of appointment in company
1	Raj Kapurchand Chandaria	00037518	25/08/1999
2	Anilkumar Chandaria	00055797	01/09/1982
3	Rahul Asthana	00234247	29/05/2014
4	Tasneem Ahmed Ali	03464356	28/01/2021
5	Jaideep Dinesh Khimasia	07744224	11/05/2017
6	Amal Raj Chandaria	09366079	27/10/2021
7	Raj Kishore Singh	00071024	01/06/2023
8	Lars Erik Mikael Johansson	08607066	14/11/2019
9	*Kanwaljit Singh Sudarshan Nagpal	00012201	31/01/2003

**Ceased to be Independent Director w.e.f March 31, 2024 and Appointed as Non-Executive Non-Independent director on the Board w.e.f April 01, 2024.*

Ensuring the eligibility of for the appointment / continuity of every Director on the Board is the responsibility of the management of the Company. Our responsibility is to express an opinion on these based on our verification. This certificate is neither an assurance as to the future viability of the Company nor of the efficiency or effectiveness with which the management has conducted the affairs of the Company.

For P. Naithani & Associates
Company Secretaries

Prasen Naithani

FCS No.: 3830

C.P. No.: 3389

PR No.: 1131/2021

Place: Mumbai

Date: May 10, 2024

UDIN: F003830F000349560

Corporate Governance Compliance Certificate

To

The Members of Aegis Logistics Limited

CORPORATE GOVERNANCE COMPLIANCE CERTIFICATE

I have examined the compliance of conditions of Corporate Governance of Aegis Logistics Limited, for the year ended on March 31, 2024 as stipulated in Regulation 17 to 27 and clauses (b) to (i) and (t) of regulation 46(2) and para C and D and E of Schedule V of the Securities and Exchange Board of India (Listing Obligations and Disclosure Requirements) Regulations, 2015 (the Listing Regulation).

The compliance of conditions of Corporate Governance is the responsibility of the management. My examination has been limited to a review of the procedures and implementation thereof adopted by the Company for ensuring compliance with the conditions of the certificate of Corporate Governance as stipulated in the said clause. It is neither an audit nor an expression of opinion on the financial statements of the Company.

In my opinion and to the best of my information and according to the explanations given to me and the representations made by the Directors and the management, I certify that the Company has complied with the conditions of Corporate Governance as stipulated in the Listing Regulation. The Board of Directors of the Company are duly constituted with proper balance of Independent Directors and Woman Director.

I further state that such compliance is neither an assurance as to the future viability of the Company nor of the efficiency or effectiveness with which the management has conducted the affairs of the Company.

For P. Naithani & Associates,
Company Secretary in Practice

Place: Mumbai
Date: May 10, 2024
UDIN: F003830F000349538

Membership No.: 3830
C.P. No.: 3389
PR. No.: 1131/2021

INDEPENDENT AUDITOR’S REPORTTo the Members of **Aegis Logistics Limited****Report on the Audit of the Standalone Financial Statements****Opinion**

We have audited the accompanying Standalone Financial Statements of Aegis Logistics Limited (“the Company”), which comprise the Balance Sheet as at 31st March 2024, the Statement of Profit and Loss (including Other Comprehensive Income), the Statement of Changes in Equity and the Statement of Cash Flows for the year then ended and notes to the Standalone Financial Statements, including a summary of material accounting policies and other explanatory information (hereinafter referred to as “the Standalone Financial Statements”).

In our opinion and to the best of our information and according to the explanations given to us, the aforesaid Standalone Financial Statements give the information required by the Companies Act, 2013 (“the Act”) in the manner so required and give a true and fair view in conformity with the Indian Accounting Standards prescribed under Section 133 of the Act read with the Companies (Indian Accounting Standards) Rules, 2015, as amended, (“Ind AS”) and other accounting principles generally accepted in India of the state of affairs (financial position) of the Company as at 31st March 2024, the profit and total comprehensive income (financial performance), changes in equity and its cash flows for the year ended on that date.

Basis for Opinion

We conducted our audit of the Standalone Financial Statements in accordance with the Standards on Auditing (“SAs”) specified under section 143(10) of the Act. Our responsibilities under those Standards are further described in the Auditor’s Responsibilities for the Audit of the Standalone Financial Statements section of our report. We are independent of the Company in accordance with the Code of Ethics issued by The Institute of Chartered Accountants of India (ICAI) together with the ethical requirements that are relevant to our audit of Standalone Financial Statements under the provisions of the Act and the Rules made thereunder and we have fulfilled our other ethical responsibilities in accordance with these requirements and the ICAI’s Code of Ethics. We believe that the audit evidence we have obtained is sufficient and appropriate to provide a basis for our opinion on Standalone Financial Statements.

Key Audit Matters

Key audit matters are those matters that, in our professional judgment, were of most significance in our audit of the Standalone Financial Statements of the current period. These matters were addressed in the context of our audit of the Standalone Financial Statements as a whole and in forming our opinion thereon and we do not provide a separate opinion on these matters.

We have determined the matters described below to be the key audit matters to be communicated in our report.

Sr. No.	Key Audit Matter	How the matter was addressed in the Audit
1.	<p>Recoverability of Indirect tax receivables</p> <p>As at March 31, 2024, the Company has receivable of Rs.331.25 Lakhs with respect to Cenvat Credit Recoverable or Refundable which are pending adjudication.</p>	<ul style="list-style-type: none"> ▪ Obtained details of the amounts outstanding and verified the same with the claims made with the authorities. ▪ Verified the status of the outstanding amounts as at the year end. ▪ Verified the assessment orders received during the year, if any. ▪ Obtained details of legal status of disputes, wherever applicable, from the management. ▪ We have analysed the submissions to authorities to review the nature of the amounts recoverable, the sustainability and the likelihood of recoverability upon final resolution.

Sr. No.	Key Audit Matter	How the matter was addressed in the Audit
2.	<p>Uncertain Tax Positions including Deferred Tax</p> <p>There are various complexities involved in recognition and measurement of deferred tax such as assessing the availability of future profits, ability of the Company to utilise unused tax credit in future.</p> <p>Further, uncertain tax positions including matters under dispute involve significant judgment to ascertain the possible outcome.</p> <p>On account of the complexities involved in significant judgment thereof, this is considered as a key audit matter.</p>	<ul style="list-style-type: none"> ▪ Obtained detailed breakup of the amount of tax provisions / payments for various years. ▪ Verified the same with the tax returns filed / assessments completed. ▪ Obtained details of completed assessments and appeals filed and verified the current status of these appeals including the management's expectation of the outcome of these disputes based on past years as well as rulings of various appellate authorities. ▪ Obtained and verified the working of deferred tax and its appropriateness. ▪ In the case of deferred tax asset in respect of unutilised tax credits obtained and verified the basis of the management's assertion as to the availability of profits to offset these credits. ▪ Verified the accuracy of the calculation of the tax provisions – both current and deferred tax.

Information Other than the Financial Statements and the Audit Report thereon

The Company's Board of Directors is responsible for the Other Information. The Other Information comprises the information included in the Management Discussion and Analysis, Board's Report including Annexures to that Board's Report, Corporate Governance and Shareholder's Information, but does not include the Standalone Financial Statements and our auditors' report thereon. The Other Information is expected to be made available to us after the date of this auditor's report.

Our opinion on the Standalone Financial Statements does not cover the Other Information and we will not express any form of assurance conclusion thereon.

In connection with our audit of the Standalone Financial Statements, our responsibility is to read the Other Information and, in doing so, consider whether the Other Information is materially inconsistent with the financial statements, or our knowledge obtained in the audit, or otherwise appears to be materially misstated.

If, based on the work we have performed, we conclude that there is a material misstatement of this other information, we are required to report that fact. When we read the other information, if we conclude that there is a material misstatement therein, we are required to communicate the matter to those charged with governance.

Responsibilities of Management and Those Charged with Governance for the Standalone Financial Statements

The Company's Board of Directors is responsible for the matters stated in section 134(5) of the Act with respect to the preparation of these Standalone Financial Statements that give a true and fair view of the financial position, financial performance (including Other Comprehensive Income), changes in equity and cash flows of the Company in accordance with the Ind AS and other accounting principles generally accepted in India including the Accounting Standards specified under section 133 of the Act. This responsibility also includes maintenance of adequate accounting records in accordance with the provisions of the Act for safeguarding of the assets of the Company and for preventing and detecting frauds and other irregularities; selection and application of appropriate accounting policies; making judgments and estimates that are reasonable and prudent; and design, implementation and maintenance of adequate internal financial controls, that were operating effectively for ensuring the accuracy and completeness of the accounting records, relevant to the preparation and presentation of the Standalone Financial Statements that give a true and fair view and are free from material misstatement, whether due to fraud or error.

In preparing the Standalone Financial Statements, the Management is responsible for assessing the Company's ability to continue as a going concern, disclosing, as applicable, matters related to going concern and using the going concern basis of accounting unless Management either intends to liquidate the Company or to cease operations, or has no realistic alternative but to do so.

The Board of Directors are also responsible for overseeing the Company's financial reporting process.

Auditor's Responsibilities for the Audit of the Standalone Financial Statements

Our objectives are to obtain reasonable assurance about whether the Standalone Financial Statements as a whole are free from material misstatement, whether due to fraud or error and to issue an auditor's report that includes our opinion. Reasonable assurance is a high level of assurance but is not a guarantee that an audit conducted in accordance with SAs will always detect a material misstatement when it exists. Misstatements can arise from fraud or error and are considered material if, individually or in the aggregate, they could reasonably be expected to influence the economic decisions of users taken on the basis of these Standalone Financial Statements.

As part of an audit in accordance with SAs, we exercise professional judgment and maintain professional scepticism throughout the audit. We also:

- Identify and assess the risks of material misstatement of the Standalone Financial Statements, whether due to fraud or error, design and perform audit procedures responsive to those risks and obtain audit evidence that is sufficient and appropriate to provide a basis for our opinion. The risk of not detecting a material misstatement resulting from fraud is higher than for one resulting from error, as fraud may involve collusion, forgery, intentional omissions, misrepresentations or the override of internal control.
- Obtain an understanding of internal financial controls relevant to the audit in order to design audit procedures that are appropriate in the circumstances. Under section 143(3)(i) of The Companies Act, 2013, we are also responsible for expressing our opinion on whether the company has adequate internal financial controls with reference to the Standalone Financial Statements in place and the operating effectiveness of such controls.
- Evaluate the appropriateness of accounting policies used and the reasonableness of accounting estimates and related disclosures made by management.
- Conclude on the appropriateness of management's use of the going concern basis of accounting and based on the audit evidence obtained, whether a material uncertainty exists related to events or conditions that may cast significant doubt on the Company's ability to continue as a going concern. If we conclude that a material uncertainty exists, we are required to draw attention in our auditor's report to the related disclosures in the Standalone Financial Statements or, if such disclosures are inadequate, to modify our opinion. Our conclusions are based on the audit evidence obtained up to the date of our auditor's report. However, future events or conditions may cause the Company to cease to continue as a going concern.
- Evaluate the overall presentation, structure and content of the Standalone Financial Statements, including the disclosures and whether the Standalone Financial Statements represent the underlying transactions and events in a manner that achieves fair presentation.

Materiality is the magnitude of misstatements in the Standalone Financial Statements that, individually or in aggregate, makes it probable that the economic decisions of a reasonably knowledgeable user of the Standalone Financial Statements may be influenced.

We consider quantitative materiality and qualitative factors in (i) planning the scope of our audit work and in evaluating the results of our work; and (ii) to evaluate the effect of any identified misstatements in the Standalone Financial Statements.

We communicate with those charged with governance regarding, among other matters, the planned scope and timing of the audit and significant audit findings, including any significant deficiencies in internal control that we identify during our audit.

We also provide those charged with governance with a statement that we have complied with relevant ethical requirements regarding independence and to communicate with them all relationships and other matters that may reasonably be thought to bear on our independence and where applicable, related safeguards.

From the matters communicated with those charged with governance, we determine those matters that were of most significance in the audit of the Standalone Financial Statements of the current period and are therefore the key audit matters. We describe these matters in our auditor's report unless law or regulation precludes public disclosure about the matter or when, in extremely rare circumstances, we determine that a matter should not be communicated in our report because the adverse consequences of doing so would reasonably be expected to outweigh the public interest benefits of such communication.

Report on Other Legal and Regulatory Requirements

1. As required by the Companies (Auditor's Report) Order, 2020 ("the Order"), issued by the Central Government of India in terms of sub-section (11) of section 143 of the Act, we give in the **"Annexure A"** a statement on the matters specified in paragraphs 3 and 4 of the Order, to the extent applicable.
2. As required by Section 143(3) of the Act, we report that:
 - a) We have sought and obtained all the information and explanations which to the best of our knowledge and belief were necessary for the purposes of our audit.
 - b) In our opinion, proper books of account as required by law have been kept by the Company so far as it appears from our examination of those books. [Also refer our comments in para 2(i)(vi)]
 - c) The Balance Sheet, the Statement of Profit and Loss (including Other Comprehensive Income), the Statement of Cash Flows and the Statement of Changes in Equity dealt with by this Report are in agreement with the relevant books of account.
 - d) In our opinion, the aforesaid Standalone Financial Statements comply with the Indian Accounting Standards specified under Section 133 of the Act, read with the Companies (Indian Accounting Standards) Rules, 2015, as amended.
 - e) On the basis of the written representations received from the directors as on 31st March 2024 taken on record by the Board of directors, none of the directors are disqualified as on 31st March 2024 from being appointed as a director in terms of Section 164(2) of the Act.
 - f) With respect to the adequacy of the internal financial controls over financial reporting with reference to the Standalone Financial Statements of the Company and the operating effectiveness of such controls, refer to our separate Report in **"Annexure B"**. Our report expresses an unmodified opinion on the adequacy and operating effectiveness of the company's internal financial controls with reference to Standalone Financial Statements.
 - g) With respect to the other matters to be included in the Auditor's Report in accordance with the requirements of Section 197(16) of the Act, as amended,

In our opinion and to the best of our information and according to the explanations given to us, the Company has paid/provided managerial remuneration in accordance with the requisite approvals mandated by the provisions of section 197 read with Schedule V to The Companies Act, 2013.
 - h) The modification relating to the maintenance of accounts and other matters connected therewith, is as stated in paragraph (b) above.
 - i) With respect to the other matters to be included in the Auditor's Report in accordance with Rule 11 of The Companies (Audit and Auditors) Rules, 2014, as amended, in our opinion and to the best of our information and according to the explanations given to us:
 - i. The Company has disclosed the impact of pending litigations on its financial position in its Standalone Financial Statements – Refer Note 38 to the Standalone Financial Statements.
 - ii. The Company did not have any long-term contracts including derivative contracts for which there were any material foreseeable losses.
 - iii. There has been no delay in transferring amounts, required to be transferred, to the Investor Education and Protection Fund by the Company.
 - iv. i. As stated in Note 53 of the Standalone Financial Statements, the management has represented that, to the best of its knowledge and belief, no funds have been

advanced or loaned or invested (either from borrowed funds or share premium or any other sources or kind of funds) by the Company to or in any other person(s) or entity(ies), including foreign entities (“Intermediaries”), with the understanding, whether recorded in writing or otherwise, that the Intermediary shall, whether, directly or indirectly lend or invest in other persons or entities identified in any manner whatsoever by or on behalf of the company (“Ultimate Beneficiaries”) or provide any guarantee, security or the like on behalf of the Ultimate Beneficiaries;

- ii. As stated in Note 53 of the Standalone Financial Statements, the Management has represented, that, to the best of its knowledge and belief, no funds have been received by the Company from any person(s) or entity(ies), including foreign entities (“Funding Parties”), with the understanding, whether recorded in writing or otherwise, that the Company shall, whether, directly or indirectly, lend or invest in other persons or entities identified in any manner whatsoever by or on behalf of the Funding Party (“Ultimate Beneficiaries”) or provide any guarantee, security or the like on behalf of the Ultimate Beneficiaries; and
- iii. Based on such audit procedures that we have considered reasonable and appropriate in the circumstances; nothing has come to our notice that has caused us to believe that the representations under sub-clause (i) and (ii) of Rule 11 (e) contain any material misstatement.
- v. The interim dividend for the year and the final dividend paid by the Company during the year in respect of F.Y 2022-2023 is in accordance with section 123 of the Act to the extent it applies to payment of dividends.

As stated in Note no. 54 to the Standalone Financial Statements, the Board of Directors of the Company have proposed final dividend for the year which is subject to the approval of the members at the ensuing Annual General Meeting. The dividend declared is in accordance with section 123 of the Act to the extent it applies to declaration of dividend.

- vi. Based on such audit procedures that we have considered reasonable and appropriate in the circumstances, we report that for the year ended March 31, 2024, for maintaining its books of account, the Company has used accounting software which has a feature of recording audit trail (edit log) facility and the same has operated throughout the year for all relevant transactions recorded in the software, except that no audit trail was enabled at the database level for accounting software SAP to log any direct data changes.

Further, during the course of our audit, we did not come across any instance of audit trail feature being tampered with, in respect of accounting software for which the audit trail feature was operating.

For C N K & Associates LLP

Chartered Accountants

Firm Registration Number: 101961W/W-100036

D.P. Sapre

Partner

Membership No.: 040740

UDIN: 24040740BKEYGN3106

Place: Mumbai
Date: 24th May 2024

ANNEXURE A TO INDEPENDENT AUDITOR'S REPORT

[Referred to in paragraph 1 under 'Report on Other Legal and Regulatory Requirements' in the Independent Auditor's Report of even date]

To the best of our information and according to the explanations provided to us by the Company and the books of account and records examined by us in the normal course of audit, we state that:

- (i) In respect of Company's Property, Plant & Equipment and Intangible Assets.
 - (a) (A) The Company has maintained proper records showing full particulars, including quantitative details and situation of Property, Plant and Equipment.
 - (B) The Company has maintained proper records showing full particulars of intangible assets.
 - (b) The Property, Plant and Equipment have been physically verified by the management at year end, which in our opinion is reasonable having regard to the size of the Company and nature of its assets. In our opinion, the frequency of verification is reasonable. The discrepancies noticed on such verification, which in our opinion are not material, have been appropriately dealt with in the books of account.
 - (c) The title deeds of all the immovable properties (other than properties where the Company is a lessee and the lease agreements are duly executed in favour of the lessee) are held in the name of the Company as at the balance sheet date.
 - (d) The Company has not revalued its Property, Plant & Equipment (including Right to Use Assets) or Intangible assets or both during the year. Hence, reporting under Clause 3(i)(d) of the Order is not applicable for the year under audit.
 - (e) As disclosed in Note No. 53 to Standalone Financial Statements, no proceedings have been initiated or pending against the Company for holding any benami property under the Benami Transactions (Prohibition) Act, 1988 (45 of 1988) and rules made there under.
- (ii) In respect of Inventories
 - (a) Inventory has been physically verified by the Management during/at the end of the year. In our opinion, the frequency of verification is reasonable. Considering the size of the Company and nature of its operations, the coverage and procedures are adequate. The discrepancies noticed on physical verification of inventory, which were not material, have been appropriately dealt with in the books of account.
 - (b) As stated in Note No. 53, the Company has working capital limits sanctioned from banks exceeding Rs. 5 crores during the year and the quarterly returns / statements filed by the Company are in agreement with the books of account and no discrepancies were observed as compared to the statements submitted. The quarterly return / statement for the quarter ended 31st March 2024 is yet to be filed.
- (iii) The Company has made investments in, provided guarantee or security and has granted loans or advances in nature of loans, secured or unsecured to companies, and other parties, in respect of which:

- (A) The Company has granted unsecured loans to subsidiaries, made investments in subsidiaries, the details of which are as under:

(Rs. In lakhs)

Particulars	Aggregate amount of loan/ Investments/ guarantee during the year	Balance outstanding as at 31st March 2024
Loans		
To Subsidiary Companies	21,798	73,879
Guarantees Given		
To Subsidiary Companies	39,600	42,000
Investments		
To Subsidiary Companies	Nil	3,723

- (B) The Company has not granted loans, guarantee or provided any security. to parties other than subsidiaries.
- The terms and conditions of the investments made, guarantees given, security and loans provided are, prima facie, not prejudicial to the Company's interest.
 - The repayment of principal and payment of interest has been stipulated and receipt and repayment of the same are regular.
 - In respect of the loans granted by the Company, there is no amount which is overdue for more than ninety days.
 - There are no loans that have fallen due during the year which have been renewed or extended or fresh loans granted to settle the overdue of existing loans.
 - The Company has not granted any loans or advances in the nature of loans, either repayable on demand or without specifying any terms or period of repayment.
- (iv) The Company has complied with the provisions of Sections 185 and 186 of the Companies Act, 2013 in respect of granting of loans, making investments and providing guarantees and securities, as applicable.
- (v) The Company has not accepted any deposits or the amounts which are deemed to be deposits within the provisions of sections 73 to 76 or any other relevant provisions of the Companies Act, 2013 and the rules framed there under. We are informed by the Management that no order has been passed by the Company Law Board or National Company Law Tribunal or Reserve Bank of India or any court or any other tribunal in this regard.
- (vi) The Company is not required to maintain cost records pursuant to Companies (Cost Records and Audit) Rules, 2014, as amended and prescribed by the Central Government under sub section (1) of Section 148 of the Companies Act, 2013.
- (vii) In respect of statutory dues:
- Except for delays ranging from 1 to 28 days in depositing undisputed statutory dues relating to, Employees' State Insurance, the Company has been generally regular in depositing undisputed statutory dues relating to Provident Fund, Income Tax, Sales Tax, Service Tax, Duty of Customs, Duty of Excise, Value Added Tax, cess and any other material statutory dues applicable to it to the appropriate authorities. There were no undisputed amounts payable as on the last day of the financial year, for a period of more than six months from the date they became payable.

- (b) Details of Income Tax, Sales Tax, Service Tax, Goods and Service tax, Duty of Customs, Duty of Excise, Value Added Tax which have not been deposited as at 31st March 2024 on account of any dispute, are as under:

Name of the Statute	Nature of Dues	Forum where dispute is pending	Period to which the amount relates	Amount Involved (Rs. in Lakhs)	Amount Unpaid (Rs. in Lakhs)
Income Tax Act, 1961	Income Tax	Appellate authority - Commissioner of Income Tax Appeals, National Faceless Appeal Centre (NFAC)	F.Y. 2015-2016	60.08	Nil
Income Tax Act, 1961	Income Tax	Appellate authority - Commissioner of Income Tax Appeals, National Faceless Appeal Centre (NFAC)	F.Y. 2016-2017	25.33	22.96
Income Tax Act, 1961	Income Tax	Appellate authority - Commissioner of Income Tax Appeals, National Faceless Appeal Centre (NFAC)	FY 2017-18	3.57	3.57
Income Tax Act, 1961	Income Tax	Appellate authority - Commissioner of Income Tax Appeals, National Faceless Appeal Centre (NFAC)	FY 2019-20	3.55	3.55
Gujarat Value Added Tax, 2003	Value Added Tax	Deputy Commissioner of Commercial Tax, Appeal, Vechanvera Bhavan, Ashram Road, Ahmedabad, Gujarat	F.Y. 2017-2018	17.68	15.79
Maharashtra Value Added Tax, 2003	Value Added Tax	Joint Commissioner of State Tax, Appeal-I, Mumbai, Maharashtra	FY 2017-18 (Apr - Jun)	17.84	16.94
Central Sales Tax Act, 1956	Central Sales Tax	(viii) Joint Commissioner of State Tax, Appeal-I, Mumbai, Maharashtra	FY 2017-18 (Apr - Jun)	13.90	8.70
The Maharashtra State Tax on Professions, Trades, Callings and Employments Act, 1975	Profession Tax	Dy. Commissioner of State Tax, Appeal, Mumbai, Maharashtra	FY 2018-19	11.28	8.46
The Central and State Goods & Service Tax, 2017	Good & Service Tax	Deputy Commissioner of State Tax, Appeal-1, Rajya Kar Bhavan	FY 2018-19	11.79	11.07
The Central and State Goods & Service Tax, 2017	Good & Service Tax	GST-Appeal, Chennai-1 at Address C.T. Annexe Building, 3rd floor, Greams Road, Chennai-06	FY 2017-18	15.69	14.12
Total				180.71	105.16

- (ix) As stated in Note no 53 of the Standalone Financial Statements, there are no transactions not recorded in the books of account which have been surrendered or disclosed as income during the year in the tax assessments under the Income Tax Act, 1961 (43 of 1961);
- (a) The Company has not defaulted in repayment of loans or borrowings or in the payment of interest thereon to any lender.
 - (b) The Company is not declared wilful defaulter by any bank or financial institution or other lender.
 - (c) On an examination of the records of the Company, the term loans have been applied for the purpose for which the loans were obtained.
 - (d) On an overall examination of the financial statements of the Company, we report that no funds raised on short-term basis have been used for long-term purposes by the Company.
 - (e) The Company has not taken any funds from any entity or person on account of or to meet the obligations of its subsidiaries, associates or joint ventures.
 - (f) The Company has not raised loans during the year on the pledge of securities held in its subsidiaries, joint ventures, or associate companies.
- (x) (a) The Company has not raised moneys by way of initial public offer or further public offer including debt instruments during the year. Hence, reporting under clause 3(x)(a) of the Order is not applicable for the year under audit.
- (b) The Company has not made any preferential allotment or private placement of shares or fully or partly or optionally convertible debentures during the year under audit. Therefore, reporting under clause 3(xiv) of the Order is not applicable for the year under audit.
- (xi) (a) There are no instances of fraud by the Company or on the Company noticed or reported during the year.
- (b) No report under sub-section (12) of section 143 of the Companies Act has been filed in Form ADT-4 as prescribed under rule 13 of Companies (Audit and Auditors) Rules, 2014 with the Central Government during the year and up to the date of this report.
 - (c) As represented to us by the management, there are no whistle blower complaints received by the Company during the year.
- (xii) The Company is not a Nidhi Company and hence the reporting under clause 3(xi) of the Order is not applicable for the year under audit.
- (xiii) The Company is in compliance with Section 177 and 188 of the Companies Act, 2013, where applicable, for all transactions with the related parties and the details of related party transactions have been disclosed in the financial statements etc. as required by the Indian Accounting Standards.
- (xiv) (a) In our opinion, the Company has an internal audit system commensurate with the size and nature of its business.
- (b) We have considered the internal audit reports issued by the internal auditor for the period up to 31st December 2023, in determining the nature, timing and extent of our audit procedures.
- (xv) The Company has not entered non-cash transactions with directors or persons connected with him. Accordingly, reporting under clause 3(xv) of the Order is not applicable for the year under audit.
- (xvi) (a) The Company is not required to be registered under Section 45-IA of the Reserve Bank of India Act, 1934 and hence reporting under clauses 3(xvi)(a), (b), and (c) of the Order is not applicable for the year under audit.
- (b) According to the explanations given to us, there is no Core Investment Company within the Group [as defined in the Core Investment Companies (Reserve Bank) Directions, 2016]. Therefore, reporting under clause 3(xvi) of the Order is not applicable to the Company for the year under audit.
- (xvii) The Company has not incurred any cash losses in the financial year and in the immediately preceding financial year.

- (xviii) There has been no resignation of the statutory Auditors of the Company during the year and accordingly reporting under clause 3(xviii) of the Order is not applicable for the year under audit.
- (xix) According to the information and explanations given to us and on the basis of the financial ratios, ageing and expected dates of realization of financial assets and payment of financial liabilities, other information accompanying the financial statements, our knowledge of the Board of Directors and management plans and based on our examination of the evidence supporting the assumptions, nothing has come to our attention, which causes us to believe that any material uncertainty exists as on the date of the audit report that company is not capable of meeting its liabilities existing at the date of balance sheet as and when they fall due within a period of one year from the balance sheet date. We, however, state that this is not an assurance as to the future viability of the company. We further state that our reporting is based on the facts up to the date of the audit report and we neither give any guarantee nor any assurance that all liabilities falling due within a period of one year from the balance sheet date, will get discharged by the company as and when they fall due.
- (xx) Except for an amount of Rs 266.12 Lakhs relating to ongoing projects which has been transferred to a special account in terms of Section 135(6) of the Companies Act 2013, the Company has spent the amount required to be spent in terms of Section 135 of the Companies Act 2013, whether relating to ongoing projects or otherwise

For C N K & Associates LLP

Chartered Accountants

Firm Registration Number: 101961W/W-100036

Diwakar P. Sapre

Partner

Membership No: 040740

UDIN: 24040740BKEYGN3106

Place: Mumbai

Date: 24th May 2024

ANNEXURE B TO INDEPENDENT AUDITOR’S REPORT

[Referred to in paragraph 2(f) under ‘Report on Other Legal and Regulatory Requirements’ in the Independent Auditor’s Report of even date]

Report on the Internal Financial Controls with reference to the aforesaid Standalone Financial Statements under clause (i) of sub-section 3 of section 143 of the Companies Act, 2013 (“the Act”)

Opinion

We have audited the internal financial controls with reference to the Standalone Financial Statements of **Aegis Logistics Limited** (“the Company”) as of 31st March 2024 in conjunction with our audit of the Standalone Financial Statements of the Company for the year ended on that date.

In our opinion, the Company has, in all material respects, adequate internal financial controls with reference to Standalone Financial Statements and such internal financial controls were operating effectively as at March 31, 2024, based on the internal financial controls with reference to Standalone Financial Statements criteria established by the Company considering the essential components of internal control stated in the Guidance Note on Audit of Internal Financial Controls Over Financial Reporting issued by the Institute of Chartered Accountants of India (the “Guidance Note”).

Management’s Responsibility for Internal Financial Controls

The Company’s Management is responsible for establishing and maintaining internal financial controls based on the internal control over financial reporting criteria established by the Company considering the essential components of internal controls stated in the Guidance Note on Audit of Internal Financial Controls over Financial Reporting issued by the Institute of Chartered Accountants of India (‘ICAI’). These responsibilities include the design, implementation and maintenance of adequate internal financial controls that were operating effectively for ensuring the orderly and efficient conduct of its business, including adherence to Company’s policies, the safeguarding of its assets, the prevention and detection of frauds and errors, the accuracy and completeness of the accounting records and the timely preparation of reliable financial information, as required under the Act.

Auditor’s Responsibility

Our responsibility is to express an opinion on the Company’s internal financial controls over financial reporting with reference to the Standalone Financial Statements based on our audit. We conducted our audit in accordance with the Guidance Note on Audit of Internal Financial Controls over Financial Reporting (the “Guidance Note”) and the Standards on Auditing specified under Section 143(10) of the Act, to the extent applicable to an audit of internal financial controls over financial reporting, both issued by the ICAI. Those Standards and the Guidance Note require that we comply with ethical requirements and plan and perform the audit to obtain reasonable assurance about whether adequate internal financial controls over financial reporting with reference to the Standalone Financial Statements were established and maintained and if such controls operated effectively in all material respects.

Our audit involves performing procedures to obtain audit evidence about the adequacy of the internal financial controls over financial reporting with reference to the Standalone Financial Statements and their operating effectiveness. Our audit of internal financial controls over financial reporting with reference to the Standalone Financial Statements included obtaining an understanding of internal financial controls over financial reporting with reference to the Standalone Financial Statements, assessing the risk that a material weakness exists and testing and evaluating the design and operating effectiveness of internal control over financial reporting based on the assessed risk. The procedures selected depend on the auditor’s judgment, including the assessment of the risks of material misstatement of the financial statements, whether due to fraud or error.

We believe that the audit evidence we have obtained is sufficient and appropriate to provide a basis for our audit opinion on the Company’s internal financial controls over financial reporting with reference to the Standalone Financial Statements.

Meaning of Internal financial controls over financial reporting with reference to the Standalone Financial Statements

A company’s internal financial controls over financial reporting with reference to the Standalone Financial Statements is a process designed to provide reasonable assurance regarding the reliability of financial reporting and the preparation of financial statements for external purposes in accordance with generally

accepted accounting principles. A company's internal financial control over financial reporting includes those policies and procedures that:

1. Pertain to the maintenance of records that, in reasonable detail, accurately and fairly reflect the transactions and dispositions of the assets of the company;
2. Provide reasonable assurance that transactions are recorded as necessary to permit preparation of financial statements in accordance with generally accepted accounting principles and that receipts and expenditures of the company are being made only in accordance with authorizations of management and directors of the company; and
3. Provide reasonable assurance regarding prevention or timely detection of unauthorized acquisition, use or disposition of the company's assets that could have a material effect on the financial statements.

Inherent Limitations of Internal financial controls over financial reporting with reference to the Standalone Financial Statements

Because of the inherent limitations of internal financial controls over financial reporting with reference to the Standalone Financial Statements, including the possibility of collusion or improper management override of controls, material misstatements due to error or fraud may occur and not be detected.

Also, projections of any evaluation of the internal financial controls over financial reporting with reference to the Standalone Financial Statements to future periods are subject to the risk that the internal financial control over financial reporting may become inadequate because of changes in conditions or that the degree of compliance with the policies or procedures may deteriorate.

Place: Mumbai
Date: 24th May 2024

For C N K & Associates LLP

Chartered Accountants

Firm Registration Number: 101961W/W-100036

Diwakar P. Sapre

Partner

Membership No: 040740

UDIN: 24040740BKEYGN3106

Standalone Balance Sheet as at March 31, 2024

(All amounts are in Rs. lakh, unless stated otherwise)

	Note	As at March 31, 2024	As at March 31, 2023
Assets			
Non current assets			
Property, plant and equipment	7	57,244.14	55,767.61
Capital work-in-progress	7	25,102.62	10,624.33
Intangible assets	8	123.27	127.95
Financial assets			
i. Investments			
a) Investments in subsidiaries	9	3,723.71	3,725.51
b) Other investments	10	0.51	0.51
ii. Loans	11	73,879.84	76,727.03
iii. Other financial assets- Security deposits		643.33	643.99
Income tax assets (net)	12	1,707.67	1,537.36
Other non current assets	13	2,610.52	661.08
Total non current assets		1,65,035.61	1,49,815.37
Current assets			
Inventories	14	3,929.24	12,399.89
Financial assets			
i. Investments	9	19,398.12	20,432.65
ii. Trade receivables	15	15,811.62	21,043.22
iii. Cash and cash equivalents	16	36,997.37	3,014.15
iv. Bank balance other than (iii) above	17	57,188.42	40,053.48
v. Other financial assets	18	9,497.62	14,265.50
Other current assets	19	2,678.89	3,759.49
Total current assets		1,45,501.28	1,14,968.38
Total assets		3,10,536.89	2,64,783.75
Equity and liabilities			
Equity			
Equity share capital	20	3,510.45	3,510.45
Other equity	21	2,34,738.87	2,13,799.44
Total equity		2,38,249.32	2,17,309.89
Liabilities			
Non-current liabilities			
Financial liabilities			
i. Borrowings	22	-	14.54
ii. Lease Liability		9,897.94	8,281.30
iii. Other financial liabilities	23	626.72	642.38
Provisions	24	707.89	580.61
Deferred tax liabilities (net)	48	4,720.45	6,743.97
Other non-current liabilities	25	19,139.74	159.83
Total non-current liabilities		35,092.74	16,422.63
Current liabilities			
Financial liabilities			
i. Borrowings	22	8,966.55	1,692.66
ii. Lease Liability		1,410.69	1,201.33
iii. Trade payables			
Total outstanding dues of creditors of micro enterprises and small enterprises	26	52.34	34.15
Total outstanding dues of creditors other than micro enterprises and small enterprises	26	17,996.04	21,294.04
iv. Other financial liabilities	27	5,312.55	1,325.25
Other current liabilities	28	2,775.28	2,472.98
Provisions	24	681.38	601.69
Current tax liabilities (net)	29	-	2,429.13
Total current liabilities		37,194.83	31,051.23
Total liabilities		72,287.57	47,473.86
Total equity and liabilities		3,10,536.89	2,64,783.75

See accompanying notes to the financial statements

In terms of our report attached

For CNK & Associates LLP Chartered Accountants

Firm Registration no.:101961 W/W-100036

D.P.Sapre

Partner

Membership no.:40740

Place: Mumbai

Date: May 24, 2024

For and on behalf of the Board of Directors

Raj K. Chandaria

Chairman & Managing Director
DIN : 00037518

Murad M. Moledina

Chief Financial Officer
Place: Mumbai
Date: May 24, 2024

Kanwaljit S. Nagpal

Director
DIN : 00012201

Sudhir O. Malhotra

Chief Executive Officer

Monica T. Gandhi

Company Secretary

Standalone Statement of Profit and Loss for the year ended March 31, 2024

(All amounts are in Rs. lakh except for earning per share information)

	Note	For the year ended March 31, 2024	For the year ended March 31, 2023
I Revenue from operations	30	2,98,035.05	3,07,512.69
II Other income	31	20,991.73	72,836.73
III Total income (I + II)		3,19,026.78	3,80,349.42
IV Expenses			
Purchase of stock-in-trade	32	2,36,698.87	2,63,327.06
Changes in inventories of stock in trade	33	8,566.42	(6,184.37)
Employee benefits expense	34	3,212.99	3,746.12
Finance costs	35	1,004.40	1,662.12
Depreciation and amortisation expense	7B	1,789.48	2,459.20
Other expenses	36	15,431.45	12,192.80
Total expenses		2,66,703.61	2,77,202.93
V Profit before tax (III- IV)		52,323.17	1,03,146.49
VI Tax expense	48		
Current tax		13,211.32	22,285.87
Adjustments in respect of earlier year		(68.78)	(321.74)
Deferred tax		(2,002.83)	(549.31)
Total tax expense		11,139.71	21,414.82
VII Profit for the year (V- VI)		41,183.46	81,731.67
VIII Other comprehensive income			
(i) Items that will not be reclassified subsequently to profit or loss			
Remeasurement loss/(gain) of defined benefit obligations		82.22	(7.24)
(ii) Income tax relating to above items that will not be reclassified to profit or loss		(20.69)	1.82
Total other comprehensive income (Net of tax)		(61.53)	5.42
IX Total comprehensive income(VII+VIII)		41,121.93	81,737.09
X Earnings per share (Face Value of Re. 1/- each)	37		
Basic (Rs.)		11.73	23.29
Diluted (Rs.)		11.73	23.29

See accompanying notes to the financial statements

In terms of our report attached

For CNK & Associates LLP
Chartered Accountants

Firm Registration no.:101961 W/W-100036

D.P.Sapre

Partner

Membership no.:40740

Place: Mumbai

Date: May 24, 2024

For and on behalf of the Board of Directors

Raj K. Chandaria

Chairman & Managing Director

DIN : 00037518

Murad M. Moledina

Chief Financial Officer

Place: Mumbai

Date: May 24, 2024

Kanwaljit S. Nagpal

Director

DIN : 00012201

Sudhir O. Malhotra

Chief Executive Officer

Monica T. Gandhi

Company Secretary

Standalone Cash Flow Statement for the year ended March 31, 2024

(All amounts are in Rs. lakh, unless stated otherwise)

	For the year ended March 31, 2024	For the year ended March 31, 2023
Cash flow from operating activities		
Profit before tax	52,323.17	1,03,146.49
<u>Adjustments for:</u>		
Depreciation and amortisation	1,789.48	2,459.20
Finance costs	1,004.40	1,662.12
Interest income	(10,318.35)	(7,754.08)
Dividend Income - Non-current investments	(4,726.27)	(9,066.68)
Fair value gain on investments in mutual funds	(119.91)	(27.55)
Profit on sale of Investments in subsidiary	(1,462.00)	-
Profit on sale of Investments mutual funds	(700.79)	(632.70)
Provision for doubtful debt	21.00	-
Bad debts written off	3.59	9.74
Sundry credit balances written back	(13.30)	(244.93)
Profit on slump sales of undertakings	(331.46)	(42,937.63)
Fair value of financial instruments on account of derivative	(1,141.92)	(11,425.82)
Loss on sale of property, plant and equipment	-	19.92
Actuarial (loss)/gain recognised in other comprehensive income	(82.22)	7.24
Operating profit before working capital changes	36,245.42	35,215.32
Adjustments for changes in working capital:		
Decrease/(Increase) in inventories	8,455.40	(6,477.62)
Decrease/(Increase) in trade receivables	4,480.04	(11,972.88)
(Increase)/Decrease in non-current assets	(1,192.44)	1,683.20
Decrease in current assets	546.22	7,070.73
(Increase) in other current financial assets	(35.24)	(3,207.67)
Decrease in other non-current financial assets	5.85	2,637.07
(Decrease)/Increase in trade payables	(3,227.85)	18,028.05
Increase in current provisions	79.69	143.49
Increase/(Decrease) in non-current provisions	127.28	(133.15)
Increase in other non-current liabilities	18,999.82	89.76
Increase/(Decrease) in other current liabilities	302.30	(7,367.50)
Increase/(Decrease) in other current financial liabilities	24.69	(464.69)
(Decrease) in other non-current financial liabilities	(37.17)	(210.11)
Cash generated from operations	64,774.01	35,034.00
Income tax paid (net)	(15,741.98)	(20,498.10)
Net cash generated from operating activities (A)	49,032.03	14,535.90
Cash flow from investing activities		
Purchase of property, plant and equipment including capital advances	(17,527.49)	(12,724.20)
Purchase of intangible assets	(29.38)	(106.76)
Proceeds from sale of property, plant and equipment	-	8.72
Proceeds from sale of investments in subsidiary companies	7,312.50	-
Proceeds from slump sale of undertakings	5,137.94	58,000.00
Investment in Mutual funds (net)	1,855.23	(19,772.40)
Movement in advances given to related parties (net)	-	11,965.19
Dividend received - non-current investments	4,726.27	9,066.68
Loan given to related parties	(21,797.96)	(12,762.00)
Repayment of Loan given related parties	24,647.96	36,500.00

Standalone Cash Flow Statement for the year ended March 31, 2024

(All amounts are in Rs. lakh, unless stated otherwise)

	For the year ended March 31, 2024	For the year ended March 31, 2023
Bank balance not considered as cash and cash equivalents	(17,134.94)	(36,567.55)
Interest received	10,386.79	6,884.68
Net cash (used in)/ generated from investing activities (B)	(2,423.08)	40,492.36
Cash flow from financing activities		
Repayment of non-current borrowings from related parties	-	(1,800.00)
Repayment of non-current borrowings from banks	(758.90)	(8,087.46)
Movement in current borrowings (net)	8,018.25	(27,530.43)
Payment of lease liabilities	(1,372.42)	(1,271.03)
Dividend paid	(18,072.78)	(17,472.66)
Interest paid	(439.88)	(1,090.55)
Net cash (used in) from financing activities (C)	(12,625.73)	(57,252.13)
Net increase/(decrease) in cash and cash equivalents (A+ B+ C)	33,983.22	(2,223.87)
Cash and cash equivalents as at the beginning of the year	3,014.15	5,238.02
Cash and cash equivalents as at the end of the year (Refer note 16)	36,997.37	3,014.15

Note:

The above Cash Flow Statement has been prepared under the 'indirect method' as set out in Indian Accounting Standard (Ind AS 7) - Statement of Cash Flow.

In terms of our report attached

For CNK & Associates LLP

Chartered Accountants

Firm Registration no.:101961 W/W-100036

D.P.Sapre

Partner

Membership no.:40740

Place: Mumbai

Date: May 24, 2024

For and on behalf of the Board of Directors

Raj K. Chandaria

Chairman & Managing Director

DIN : 00037518

Murad M. Moledina

Chief Financial Officer

Place: Mumbai

Date: May 24, 2024

Kanwaljit S. Nagpal

Director

DIN : 00012201

Sudhir O. Malhotra

Chief Executive Officer

Monica T. Gandhi

Company Secretary

Standalone Statement of changes in equity for the year ended March 31, 2024

A. Equity share capital							
Particulars	Balance as at April 1, 2022	Changes in equity shares during the year	Balance as at March 31, 2023	Changes in equity shares during the year	Balance as at March 31, 2024		
Equity share capital	3,510.45	-	3,510.45	-	3,510.45		
B. Other equity							
Particulars	Reserves and surplus			Other comprehensive income		Total equity	
	Securities premium	Capital reserves	Capital redemption reserves	General Reserves	Balance in Statement of Profit and Loss		Remeasurement of defined benefit obligations
Balance as at March 31, 2022	39,691.77	53.99	131.37	17,360.82	92,475.49	(101.09)	1,49,612.35
Total comprehensive income	-	-	-	-	81,731.67	5.42	81,737.09
Addition/ reduction during the year (Refer note 21)	-	-	-	-	(17,550.00)	-	(17,550.00)
Balance as at March 31, 2023	39,691.77	53.99	131.37	17,360.82	1,56,657.16	(95.67)	2,13,799.44
Total comprehensive income	-	-	-	-	41,183.46	(61.53)	41,121.93
Addition/ reduction during the year (Refer note 21)	-	-	-	-	(20,182.50)	-	(20,182.50)
Balance as at March 31, 2024	39,691.77	53.99	131.37	17,360.82	1,77,658.12	(157.20)	2,34,738.87

See the accompanying notes to financial statements

In terms of our report attached

For CNK & Associates LLP
Chartered Accountants
 Firm Registration no.: 101961 W/W-100036

For and on behalf of the Board of Directors

D.P. Sapre
 Partner
 Membership no.:40740

Raj K. Chandaria
 Chairman & Managing Director
 DIN : 00037518

Kanwajit S. Nagpal
 Director
 DIN : 00012201

Monica T. Gandhi
 Company Secretary

Murad M. Molecina
 Chief Financial Officer

Sudhir O. Malhotra
 Chief Executive Officer

Place: Mumbai
 Date: May 24, 2024

Place: Mumbai
 Date: May 24, 2024

Notes to the Standalone Financial Statements

1 General information

Aegis Logistics Limited ('the Company') having its registered office at 502, Skylon, G.I.D.C., Char Rasta, Vapi - 396 195, Dist. Valsad, Gujarat and corporate office at 1202, 12th Floor, Tower B, Peninsula Business Park, Ganpatrao Kadam Marg, Lower Parel (West), Mumbai-400 013, was incorporated on 30th June, 1956 vide certificate of incorporation No. L63090GJ1956PLC001032 issued by the Registrar of Companies, Gujarat.

The Company is in the business of import and distribution of Liquefied Petroleum Gas (LPG) and storage and terminalling facility for LPG, Oil, Petroleum and chemical products and erection and construction of terminals and allied facilities.

2 Statement of Compliance

The Financial Statements have been prepared in accordance with Indian Accounting Standards (Ind AS) as per the Companies (Indian Accounting Standards) Rules, 2015.

3 Basis of preparation and presentation

The Financial Statements have been prepared on the historical cost basis except for certain financial instruments that are measured at fair values at the end of each reporting period as explained in the accounting policies below.

Historical cost is generally based on the fair value of the consideration given in exchange for goods and services. Fair value is the price that would be received to sell an asset or paid to transfer a liability in an orderly transaction between the market participants at the measurement date, regardless of whether that price is directly observable or estimated using another valuation technique. In estimating the fair value of an asset or a liability, the Company takes into account the characteristics of the asset or liability if market participants would take those characteristics into account when pricing the asset or liability at the measurement date.

In addition, for financial reporting purposes, fair value measurements are categorised into Level 1, 2, or 3 based on degree to which the inputs to the fair value measurements are observable and the significance of the inputs to the fair value measurement in its entirety, which are described as follows:

Level 1 inputs are quoted prices (unadjusted) in active markets for identical assets or liabilities that the entity can access at the measurement date;

Level 2 inputs are inputs, other than quoted prices included within Level 1, that are observable for the asset or liability, either directly (i.e. as prices) or indirectly (i.e. derived from prices); and

Level 3 inputs are unobservable inputs for the asset or liability.

4 Functional and presentation currency

These Standalone Financial Statements are presented in Indian rupees, which is the Company's functional currency. All amounts have been rounded to the nearest lakh with two decimals, unless otherwise indicated.

5 Statement of material accounting policies

Accounting policy information is material, if when considered together with other information included in entity's financial statements, it can reasonably be expected to influence decisions that the primary users of general purpose financial statements make on the basis of those financial statements.

Accounting policy information may be material because of the nature of the related transactions, other events, or conditions, even if the amounts are immaterial. However, not all accounting policy information relating to material transactions, other events or conditions is itself material.

I) Foreign currencies**Foreign currency transactions****Initial recognition**

Foreign currency transactions are recorded in the reporting currency, by applying to the foreign currency amount the exchange rate between the reporting currency and the foreign currency at the date of the transaction.

Subsequent measurement

At the end of each reporting period, monetary items denominated in foreign currencies are retranslated at the rates prevailing at that date. Non-monetary items measured at fair value in foreign currencies are translated using the exchange rates at the date when the fair value was measured. Non-monetary items that are measured in terms of historical cost in a foreign currency are recorded using the exchange rate on the date of transaction.

II) Property, plant and equipment

- i) Items of property, plant and equipment are stated at cost, less accumulated depreciation and impairment losses, if any. Cost comprises
 - a) the purchase price including import duties and non-refundable purchase taxes, after deducting trade discounts and rebates.,
 - b) borrowing cost.
 - c) any costs directly attributable to bringing the asset to the location and condition necessary for it to be capable of operating in the manner intended by management and

Income and expenses related to the incidental operations, not necessary to bring the item to the location and condition necessary for it to be capable of operating in the manner intended by management, are recognised in Statement of Profit and Loss.

If significant parts of an item of property, plant and equipment have different useful lives, then they are accounted for as separate items (major components) of property, plant and equipment.

Any item of property, plant and equipment is derecognised upon disposal or when no future economic benefits are expected to arise from the continued use of the asset. Any gain or loss arising on the disposal or retirement of an item of property, plant and equipment is determined as the difference between the sales proceeds and the carrying amount of the asset and is recognised in Statement of Profit and Loss.

On transition to Ind AS, the Company has elected to continue with the carrying value of all its property plant and equipment recognised as at 1st April 2016 measured as per the previous GAAP and use that carrying value as the deemed cost of the property, plant and equipment.

Capital work-in-progress in respect of assets which are not ready for their intended use are carried at cost, comprising of direct costs, related incidental expenses and attributable interest if any.

ii) Subsequent expenditure:

Subsequent expenditure is capitalised only if it is probable that the future economic benefits associated with the expenditure will flow to the Company and the cost of the item can be measured reliably. The carrying amount of any component accounted for as a separate asset is derecognised when replaced. All other repairs and maintenance are charged to the Statement of Profit and Loss during the reporting period in which they are incurred.

iii) Depreciation / amortisation

Depreciation is recognised so as to write off the cost of assets less their residual values over their estimated useful lives, using the straight line method. Useful life of the asset is taken, as specified in Schedule II of the Companies Act, 2013 except in respect of storage tanks which is based on technical evaluation done by the management.

Depreciation on additions during the year has been provided on prorata basis from the date of such additions. Depreciation on assets sold, discarded or demolished has been provided on prorata basis.

Leasehold assets are amortised over the primary period of lease or its useful life, whichever is shorter on a straight line basis.

III) Intangible assets

Intangible assets are recognised, only if it is probable that the future economic benefits that are attributable to the assets will flow to the enterprise and the cost of the assets can be measured reliably. The intangible assets are recorded at cost and are carried at cost less accumulated amortisation and accumulated impairment losses, if any.

Computer software is amortised on straight line basis over a period of its estimated useful life, however not exceeding 5 years.

IV) Impairment of tangible and intangible assets other than goodwill

At the end of each reporting period, the Company reviews the carrying amounts of its tangible and intangible assets to determine whether there is any indication that those assets have suffered an impairment loss. If any such indication exists, the recoverable amount of the asset is estimated in order to determine the extent of the impairment loss (if any).

Intangible assets with indefinite useful life and intangible assets not yet available for use are tested for impairment at least annually, and whenever there is an indication that the asset may be impaired.

Recoverable amount is the higher of fair value less costs of disposal and value in use. In assessing value in use, the estimated future cash flows are discounted to their present value using a pre-tax discount rate that reflects current market assessments of the time value of money and the risks specific to the asset for which the estimates of future cash flows have not been adjusted.

If the recoverable amount of an asset is estimated to be less than its carrying amount, the carrying amount of the asset is reduced to its recoverable amount. An impairment loss is recognised immediately in the statement of profit and loss.

When an impairment loss subsequently reverses, the carrying amount of the asset is increased to the revised estimate of its recoverable amount, such that the increased carrying amount does not exceed the carrying amount that would have been determined had no impairment loss has been recognised for the asset in prior years. A reversal of an impairment loss is recognised immediately in Statement of Profit and Loss.

V) Financial Instruments

Financial assets and financial liabilities are recognised when the Company becomes a party to the contractual provisions of the instruments.

Financial assets and liabilities are initially measured at fair value. However, trade receivables that do not contain a significant financing component are recognised at transaction price.

Transactions costs that are directly attributable to the acquisition or issue of financial assets and financial liabilities (other than financial assets and financial liabilities at fair value through profit or loss) are added to or deducted from the fair value of the financial assets or financial liabilities, as appropriate, on initial recognition. Transaction costs directly attributable to the acquisition of financial assets or financial liabilities at fair value through profit or loss are recognised immediately in Statement of Profit and Loss.

Financial Assets

All regular way purchases or sales of financial assets are recognised and derecognised on a trade date basis. Regular way purchases or sales are purchases or sales of financial assets that require delivery of assets within the time frame established by regulation or convention in the market place.

All recognised financial assets are subsequently measured in their entirety at either amortised cost or fair value, depending on the classification of the financial assets.

i) Classification of financial assets**Debt Instruments at Amortised Cost**

A 'debt instrument' is measured at the amortised cost if both the following conditions are met:

- a) The asset is held within a business model whose objective is to hold assets for collecting contractual cash flows; and
- b) Contractual terms of the asset give rise on specified dates to cash flows that are solely payments of principal and interest (SPPI) on the principal amount outstanding.

After initial measurement, such financial assets are subsequently measured at amortised cost using the effective interest rate (EIR) method. Amortised cost is calculated by taking into account any discount or premium on acquisition and fees or costs that are an integral part of the EIR. The EIR amortisation is included in other income in the Statement of Profit and Loss. The losses arising from impairment are recognised in the Statement of Profit and Loss. This category generally applies to trade and other receivables.

Debt Instruments at FVOCI

A 'debt instrument' is measured at the fair value through other comprehensive income (FVOCI) if both the following conditions are met:

- a) The asset is held within a business model whose objective is achieved by both collecting contractual cash flows and selling financial assets, and
- b) Contractual terms of the asset give rise on specified dates to cash flows that are solely payments of principal and interest (SPPI) on the principal amount outstanding.

For assets classified as subsequently measured at FVOCI, interest revenue, expected credit losses, and foreign exchange gains or losses are recognised in the Statement of Profit and Loss. Other gains and losses on remeasurement to fair value are recognised in OCI. On derecognition, the cumulative gain or loss previously recognised in OCI is reclassified from equity to Statement of Profit and Loss.

Debt instrument at fair value through profit and loss (FVTPL)

Any debt instrument, which does not meet the criteria for categorisation as at amortised cost or as FVOCI, is classified as at FVTPL. In addition, the Company may elect to classify a debt instrument, which otherwise meets amortised cost or FVOCI criteria, as at FVTPL. However, such election is allowed only if doing so reduces or eliminates a measurement or recognition inconsistency (referred to as 'accounting mismatch'). Debt instruments included within the FVTPL category are measured at fair value with all changes recognised in the Statement of Profit and Loss.

ii) Equity investments

All equity investments in scope of Ind-AS 109 are measured at fair value. Equity instruments which are held for trading are classified as at FVTPL. For all other equity instruments, the Company decides to classify the same either as at FVOCI or FVTPL. The Company makes such election on an instrument-by-instrument basis. The classification is made on initial recognition and is irrevocable.

If the Company decides to classify an equity instrument as at FVOCI, then all fair value changes on the instrument, excluding dividends, are recognised in the OCI. There is no recycling of the amounts from OCI to Statement of Profit and Loss, even on sale of investment. However, the Company may transfer the cumulative gain or loss within equity.

Equity instruments included within the FVTPL category are measured at fair value with all changes recognised in the Statement of Profit and Loss.

In accordance with Ind AS 27 the Company has elected the policy to account investments in subsidiaries at cost.

iii) Derecognition

The Company derecognises a financial asset when the contractual rights to the cash flows from the asset expire, or when it transfers the financial asset and substantially all the risks and rewards of ownership of the asset to another party. If the Company neither transfers nor retains substantially all the risks and rewards of ownership and continues to control the transferred asset, the Company recognises its retained interest in the asset and an associated liability for amounts it may have to

pay. If the Company retains substantially all the risks and rewards of ownership of a transferred financial asset, the Company continues to recognise the financial asset and also recognises a collateralised borrowing for the proceeds received.

On derecognition of a financial asset in its entirety, the difference between the asset's carrying amount and the sum of the consideration received and receivable and the cumulative gain or loss that had been recognised in other comprehensive income and accumulated in equity is recognised in the Statement of Profit and Loss if such gain or loss would have otherwise been recognised in Statement of Profit and Loss on disposal of that financial asset.

On derecognition of a financial asset other than in its entirety (e.g. when the Company retains an option to repurchase part of the transferred asset), the Company allocates the previous carrying amount of the financial asset between the part it continues to recognise under continuing involvement, and the part it no longer recognises on the basis of the relative fair values of those parts on the date of the transfer. The difference between the carrying amount allocated to the part that is no longer recognised and any cumulative gain or loss allocated to it that had been recognised in other comprehensive income is recognised in Statement of Profit and Loss if such gain or loss would have otherwise been recognised in Statement of Profit and Loss on disposal of that financial asset. A cumulative gain or loss that had been recognised in other comprehensive income is allocated between the part that continues to be recognised and the part that is no longer recognised on the basis of the relative fair values of those parts.

iv) Impairment of financial assets

Financial assets of the company comprise of trade receivable and other receivables consisting of loans, deposits, input credit receivables and bank balance. An impairment loss for trade and other receivables is established when there is objective evidence that the Company will not be able to collect all amounts due according to the original terms of the receivables. Impairment losses if any, are recognised in Statement of Profit and Loss for the year.

v) Financial liabilities and equity instruments

Financial instruments with a contractual obligation to deliver cash or another financial assets is recognised as financial liability by the Company.

i) Classification as debt or equity

Debt and equity instruments issued by the Company are classified as either financial liabilities or as equity in accordance with the substance of the contractual arrangements and the definitions of a financial liability and an equity instrument.

ii) Equity Instruments

An equity instrument is any contract that evidences a residual interest in the assets of an entity after deducting all of its liabilities. Equity instruments issued by the Company are recognised at the proceeds received, net of direct issue costs.

Repurchase of the Company's own equity instruments is recognised and deducted directly in equity. No gain or loss is recognised in Statement of Profit and Loss on the purchase, sale, issue or cancellation of the Company's own equity instruments.

iii) Financial liabilities

All financial liabilities are recognised at fair value and subsequently measured at amortised cost using the effective interest method or at FVTPL.

Financial liabilities at FVTPL

Financial liabilities are classified as at FVTPL when the financial liability is either contingent consideration recognised by the Company as an acquirer in a business combination to which Ind AS 103 applies or is held for trading or it is designated as at FVTPL.

A financial liability is classified as held for trading if:

- it has been incurred principally for the purpose of repurchasing it in the near term; or
- on initial recognition it is part of a portfolio of identified financial instruments that the Company manages together and has a recent actual pattern of short term profit taking; or

- it is derivative that is not designated and effective as a hedging instrument.

A financial liability other than a financial liability held for trading or contingent consideration recognised by the Company as an acquirer in a business combination to which Ind AS 103 applies, may be designated as at FVTPL upon initial recognition if:

- such designation eliminated or significantly reduces a measurement or recognition inconsistency that would otherwise arise;
- the financial liability forms part of a group of financial assets or financial liabilities or both, which is managed and its performance is evaluated on a fair value basis, in accordance with the Company's documented risk management or investment strategy, and information about the grouping is provided internally on that basis; or
- it forms part of a contract containing one or more embedded derivatives, and Ind AS 109 permits the entire combined contract to be designated as at FVTPL.

Financial liabilities at FVTPL are stated at fair value, with any gains or losses arising on remeasurement recognised in the Statement of Profit and Loss. The net gain or loss recognised in the Statement of Profit and Loss incorporates any interest paid on the financial liability and is included in the 'Finance cost' line item.

Financial liabilities subsequently measured at amortised cost

Financial liabilities that are not held for trading and are not designated as at FVTPL are measured at amortised cost at the end of subsequent accounting periods. The carrying amounts of financial liabilities that are subsequently measured at amortised cost are determined based on the effective interest method. Interest expense that is not capitalised as part of costs of an asset is included in the 'Finance cost' line item.

The effective interest method is a method of calculating the amortised cost of a financial liability and of allocating interest expense over the relevant period. The effective interest rate is the rate that exactly discounts estimated future cash payments (including all fees and points paid or received that form an integral part of the effective interest rate, transaction costs and other premiums or discounts) through the expected life of the financial liability, or (where appropriate) a shorter period, to the net carrying amount on initial recognition.

The Company's financial liabilities include trade and other payables, loans and borrowings including bank overdrafts and financial guarantee contracts.

iv) Derecognition

The Company derecognises financial liabilities when, and only when, the Company's obligations are discharged, cancelled or have expired. When the company exchanges with the existing lender of one debt instruments into another one with the substantially different terms such exchange is accounted for as an extinguishment of the original financial liability and the recognition of a new financial liability. Similarly, a substantial modification of the terms of an existing financial liability (whether or not attributable to the financial difficulty of the debtor) is accounted for as an extinguishment of the original financial liability and the recognition of a new financial liability. The difference between the carrying amount of the financial liability derecognised and the consideration paid and payable is recognised in the Statement of Profit and Loss.

v) Offsetting of financial instruments

Financial assets and financial liabilities are offset and the net amount is reported in the balance sheet if there is a currently enforceable legal right to offset the recognised amounts and there is an intention to settle on a net basis, to realise the assets and settle the liabilities simultaneously.

VI) Derivative financial instruments

The Company enters into a variety of derivative financial instruments to manage its exposure to interest rate and foreign exchange rate risks, including cross currency interest rate swaps. Derivatives are initially recognised at fair value at the date the derivative contracts are entered into and are subsequently re-measured to their fair value at the end of each reporting period.

The resulting gain or loss is recognised in the statement of profit and loss immediately unless the derivative is designated and effective as a hedging instrument, in which event the timing of the recognition in profit or loss depends on the nature of the hedging relationship and the nature of the hedged item.

Hedge accounting

The Company designates derivatives as hedging instruments in respect of foreign currency risk as fair value hedges. At the inception of the hedge relationship, the entity documents the relationship between the hedging instrument and the hedged item, along with its risk management objectives and its strategy for undertaking various hedge transactions.

Fair value hedges

Changes in fair value of the designated portion of derivatives that qualify as fair value hedges are recognised in the statement of profit and loss immediately, together with any changes in the fair value of the hedged asset or liability that are attributable to the hedged risk. The change in the fair value of the designated portion of hedging instrument and the change in the hedged item attributable to the hedged risk are recognised in the statement of profit and loss in the line item relating to hedge item. Hedge accounting is discontinued when the hedging instrument expires or is sold, terminated, or exercised, or when the hedged item no longer qualifies for hedge accounting. The fair value adjustment to the carrying amount of the hedged item arising from the hedged risk is amortised to the statement of profit or loss from that date.

VII) Borrowing costs

Borrowing costs are interest and other costs that the Company incurs in connection with the borrowing of funds and is measured with reference to the Effective Interest Rate (EIR) applicable to the respective borrowing. Borrowing costs include interest costs measured at EIR and exchange differences arising from foreign currency borrowings to the extent they are regarded as an adjustment to the interest cost.

Borrowing costs that are attributable to acquisition or construction of qualifying assets are capitalised as a part of cost of such assets till the time the asset is ready for its intended use. A qualifying asset is the one that necessarily takes substantial period of time to get ready for intended use. Other borrowing costs are recorded as an expense in the statement of Profit and loss in the year in which they are incurred.

VIII) Leases

The Company evaluates each contract or arrangement, whether it qualifies as lease as defined under Ind AS 116.

The Company as a lessee

The Company assesses, whether the contract is, or contains, a lease. A contract is, or contains, a lease if the contract involves—

- a) the use of an identified asset,
- b) the right to obtain substantially all the economic benefits from use of the identified asset, and
- c) the right to direct the use of the identified asset.

The Company at the inception of the lease contract recognises a Right-of-Use (RoU) asset at cost and a corresponding lease liability, for all lease arrangements in which it is a lessee, except for leases with term of less than twelve months (short term) or low-value assets.

Certain lease arrangements includes the options to extend or terminate the lease before the end of the lease term. ROU assets and lease liabilities includes these options when it is reasonably certain that they will be exercised.

The cost of the right-of-use assets comprises the amount of the initial measurement of the lease liability, any lease payments made at or before the inception date of the lease plus any initial direct costs, less any lease incentives received. Subsequently, the right-of-use assets is measured at cost less any accumulated depreciation and accumulated impairment losses, if any. The right-of-use

assets is depreciated using the straight-line method from the commencement date over the shorter of lease term or useful life of right-of-use assets.

Right of use assets are evaluated for recoverability whenever events or changes in circumstances indicate that their carrying amounts may not be recoverable. For the purpose of impairment testing, the recoverable amount (i.e. the higher of the fair value less cost to sell and the value-in-use) is determined on an individual asset basis unless the asset does not generate cash flows that are largely independent of those from other assets. In such cases, the recoverable amount is determined for the Cash Generating Unit (CGU) to which the asset belongs.

For lease liabilities at inception, the Company measures the lease liability at the present value of the lease payments that are not paid at that date. The lease payments are discounted using the interest rate implicit in the lease, if that rate is readily determined, if that rate is not readily determined, the lease payments are discounted using the incremental borrowing rate.

The Company recognises the amount of the re-measurement of lease liability as an adjustment to the right-of-use assets. Where the carrying amount of the right-of-use assets is reduced to zero and there is a further reduction in the measurement of the lease liability, the Company recognises any remaining amount of the re-measurement in the Statement of profit and loss.

For short-term or low value leases, the Company recognises the lease payments as an operating expense on a straight-line basis over the lease term.

Lease liability has been presented in financial liabilities and ROU asset has been presented in Note 7A “Property, Plant and Equipment” and lease payments have been classified as financing cash flows.

The Company as a lessor

Leases for which the Company is a lessor is classified as a finance or operating lease. Contracts in which all the risks and rewards of the lease are substantially transferred to the lessee are classified as a finance lease. All other leases are classified as operating leases.

Leases, for which the Company is an intermediate lessor, it accounts for the head-lease and sub-lease as two separate contracts. The sub-lease is classified as a finance lease or an operating lease by reference to the RoU asset arising from the head-lease.

IX) Inventories

Inventories are carried at lower of cost and net realisable value. Cost is determined by using the First in First Out formula. Costs comprise all cost of purchase, cost of conversion and cost incurred in bringing the inventory to their present location and condition other than taxes that are subsequently recoverable by the Company from tax authorities.

X) Cash and cash equivalents

Cash and cash equivalent in the balance sheet comprise cash at banks and on hand and short-term deposits with an original maturity of three months or less or which are subject to an insignificant risk of changes in value.

For the purpose of the statement of cash flows, cash and cash equivalents consist of cash and short-term deposits, as defined above, net of outstanding bank overdrafts as they are considered an integral part of the Company’s cash management.

XI) Revenue recognition

Revenue is measured at the amount of consideration (transaction price) which the company expects to be entitled to in exchange for transferring distinct goods or services to a customer.

Sale of goods

Revenue from the sale of goods is recognised when the goods are delivered and titles have passed, at which time all the following conditions are satisfied:

- the Company has transferred to the buyer the significant risks and rewards of ownership of the goods;

- the Company retains neither continuing managerial involvement to the degree usually associated with ownership nor effective control over the goods sold;
- the amount of revenue can be measured reliably;
- it is probable that the economic benefits associated with the transaction will flow to the Company; and
- the costs incurred or to be incurred in respect of the transaction can be measured reliably.

Rendering of services

Service revenue is recognised based on contract terms and on time proportion basis as applicable and excludes Goods and Services Tax.

Construction and project related activity

Contract revenue is recognised over time to the extent of performance obligation satisfied and control is transferred to the customer.

XII) Other income

Dividend and Interest income

Dividend income is recognised when right to receive payment has been established. Interest income from a financial asset is recognised when it is probable that the economic benefits will flow to the Company and the amount of income can be measured reliably. Interest income is accrued on a time basis, by reference to the principal outstanding and at the effective interest rate applicable, which is the rate that exactly discounts estimated future cash receipts through the expected life of the financial asset to that asset's net carrying amount on initial recognition.

XIII) Retirement and other employee benefits

i) Short term employee benefits

Short-term employee benefits are expensed as the related service is provided at the undiscounted amount of the benefits expected to be paid in exchange for that service. A liability is recognised for the amount expected to be paid if the Company has a present legal or constructive obligation to pay this amount as a result of past service provided by the employee and the obligation can be estimated reliably.

ii) Post Employment Employee Benefits

Retirement benefits to employees comprise payments to government provident funds, gratuity fund, leave encashment and superannuation fund (for eligible employees).

Defined contribution plans

Retirement benefits in the form of provident fund and superannuation fund are a defined contribution scheme and the contributions are charged to the Statement of Profit and Loss as incurred.

Defined benefit plans

Gratuity liability is a defined benefit obligation and is provided for on the basis of an actuarial valuation on projected unit credit method made at the end of each financial year.

The Company's net obligation in respect of defined benefit plans is calculated separately for each plan by estimating the amount of future benefit that employees have earned in the current and prior periods, discounting that amount and deducting the fair value of any plan assets.

The calculation of defined benefit obligations is performed annually by a qualified actuary using the projected unit credit method. When the calculation results in a potential asset for the Company, the recognised asset is limited to the present value of economic benefits available in the form of any future refunds from the plan or reductions in future contributions to the plan.

Remeasurement of the net defined benefit liability, which comprise actuarial gains and losses, the return on plan assets (excluding interest) and the effect of the asset ceiling (if any, excluding

interest), are recognised immediately in OCI. Net interest expense (income) on the net defined liability (assets) is computed by applying the discount rate, used to measure the net defined liability (asset), to the net defined liability (asset) at the start of the financial year after taking into account any changes as a result of contribution and benefit payments during the year. Net interest expense and other expenses related to defined benefit plans are recognised in statement of profit and loss.

When the benefits of a plan are changed or when a plan is curtailed, the resulting change in benefit that relates to past service or the gain or loss on curtailment is recognised immediately in the Statement of Profit and Loss. The Company recognises gains and losses on the settlement of a defined benefit plan when the settlement occurs.

Other long term benefits

Long term compensated absences are provided for based on actuarial valuation. The actuarial valuation is done as per projected unit credit method. Actuarial gains/losses are recognised in the other comprehensive income.

XIV) Taxation

Income tax expenses represent the sum of the tax currently payable and deferred tax.

i) Current tax

The tax currently payable is based on taxable profit for the year. Taxable profit differs from 'profit before tax' as reported in the Statement of Profit and Loss because of items of income or expense that are taxable or deductible in other years and items that are never taxable or deductible. The current tax is calculated using tax rates that have been enacted or substantively enacted by the end of the reporting period.

ii) Deferred tax

Deferred tax is recognised on temporary differences between the carrying amount of assets and liabilities in the standalone financial statements and the corresponding tax bases used in the computation of taxable profit. Deferred tax liabilities are generally recognised for all taxable temporary differences. Deferred tax assets are generally recognised for all deductible temporary differences to the extent that it is probable that taxable profits will be available against which those deductible temporary differences can be utilised. Such deferred tax assets and liabilities are not recognised if the temporary difference arises from the initial recognition (other than in a business combination) of assets and liabilities in a transaction that affects neither the taxable profit nor the accounting profit.

Deferred tax liabilities are recognised for taxable temporary differences associated with investments in subsidiaries, except where the Company is able to control the reversal of temporary difference and it is probable that the temporary difference will not reverse in the foreseeable future. Deferred tax assets arising from deductible temporary differences associated with such investments and interests are only recognised to the extent that it is probable that there will be sufficient taxable profits against which to utilise the benefits of the temporary differences and they are expected to reverse in the foreseeable future.

The carrying amount of deferred tax assets is reviewed at the end of each reporting period and reduced to the extent that it is no longer probable that sufficient taxable profits will be available to allow all or part of the assets to be recovered.

Deferred tax liabilities and assets are measured at the tax rates that are expected to apply in the period in which the liability is settled or the asset is realised, based on tax rates (and tax laws) that have been enacted or substantively enacted by the end of the reporting period.

The measurement of deferred tax liabilities and assets reflect the tax consequences that would follow from the manner in which the Company expects, at the end of the reporting period, to recover or settle the carrying amount of its assets and liabilities.

iii) Current and deferred tax for the year

Current and deferred tax are recognised in Statement of Profit and Loss, except when they relate

to items that are recognised in other comprehensive income or directly in equity, in which case, the current and deferred tax are also recognised in other comprehensive income or directly in equity respectively.

XV) Provisions, contingent liabilities and contingent assets

A provision is recognised when the Company has a present obligation as a result of past events, and it is probable that an outflow of resources will be required to settle the obligation in respect of which a reliable estimate can be made. These are reviewed at each balance sheet date and adjusted to reflect the current best estimates. Contingent liabilities are disclosed in the notes to the financial statements. Contingent assets are not recognised in the financial statements.

Further, long term provisions are determined by discounting the expected future cash flows specific to the liability. The unwinding of the discount is recognised as finance cost. A provision for onerous contracts is measured at the present value of the lower of the expected cost of terminating the contract and the expected net cost of continuing with the contract. Before a provision is established, the Company recognises any impairment loss on the assets associated with that contract.

XVI) Operating cycle

Classification of Assets and Liabilities as Current and Non-Current: All assets and liabilities are classified as current or noncurrent as per the Company's normal operating cycle, and other criteria set out in Schedule III of the Companies Act, 2013. Based on the nature of products and the time lag between the acquisition of assets for processing and their realisation in cash and cash equivalents, 12- month period has been considered by the Company as its normal operating cycle.

XVII) Dividends

Final dividends on shares are recorded as a liability on the date of approval by the shareholders and interim dividends are recorded as a liability on the date of declaration by the Company's Board of Directors.

6 Critical accounting judgements and key sources of estimation uncertainty

The preparation of financial statements in conformity with Ind AS requires the Company's Management to make judgments, estimates and assumptions about the carrying amounts of assets and liabilities recognised in the financial statements that are not readily apparent from other sources.

The judgements, estimates and associated assumptions are based on historical experience and other factors including estimation of effects of uncertain future events that are considered to be relevant. Actual results may differ from these estimates.

The estimates and underlying assumptions are reviewed on an ongoing basis. Revisions to accounting estimates (accounted on a prospective basis) are recognised in the period in which the estimate is revised if the revision affects only that period, or in the period of the revision and future periods of the revision affects both current and future periods.

The following are the critical judgements and estimations that have been made by the Management in the process of applying the Company's accounting policies and that have the most significant effect on the amounts recognised in the financial statements and/or key sources of estimation uncertainty at the end of the reporting period that may have a significant risk of causing a material adjustment to the carrying amounts of assets and liabilities within the next financial year.

a) Property, plant and equipment :

Determination of the estimated useful lives of tangible assets and the assessment as to which components of the cost may be capitalised. Useful lives of tangible assets are based on the life prescribed in Schedule II of the Companies Act, 2013. In cases, where the useful lives are different from that prescribed in Schedule II, they are based on technical advice, taking into account the nature of the asset, the estimated usage of the asset, the operating conditions of the asset, past history of replacement, anticipated technological changes, manufacturers' warranties and maintenance support. Assumptions also need to be made, when the Company assesses, whether an asset may be capitalised and which components of the cost of the asset may be capitalised.

b) Recognition and measurement of defined benefit obligations :

The obligation arising from defined benefit plan is determined on the basis of actuarial assumptions. Key actuarial assumptions include discount rate, trends in salary escalation and vested future benefits and life expectancy. The discount rate is determined by reference to market yields at the end of the reporting period on government bonds. The period to maturity of the underlying bonds corresponds to the probable maturity of the post-employment benefit obligations.

Note 7A

(All amounts are in Rs. lakh, unless stated otherwise)

Property, plant and equipment - As at March 31, 2024

Description	Gross block			Accumulated depreciation			Net block				
	As at April 1, 2023	Additions	Transfer to AVTL (Refer note 52)	Deductions	As at March 31, 2024	Upto March 31, 2023	Charge for the year	Transfer to AVTL (Refer note 52)	Deductions	Upto March 31, 2024	As at March 31, 2024
Freehold land	29,711.97	-	-	-	29,711.97	-	-	-	-	-	29,711.97
Right-of-use Assets -Land	9,939.37	2,510.47	205.83	276.18	11,967.83	2,255.06	831.60	104.99	276.18	2,705.49	9,262.34
Building	5,022.74	5.66	-	-	5,028.40	969.84	141.35	-	-	1,111.19	3,917.21
Plant and equipment	18,130.53	4,021.82	3,706.71	-	18,445.64	4,693.06	716.50	42.50	-	5,367.06	13,078.58
Office equipment	308.80	79.47	-	-	388.27	150.61	60.39	-	-	211.00	177.27
Furniture and fixtures	1,173.17	98.20	-	-	1,271.37	599.64	115.24	-	-	714.88	556.49
Vehicles	324.20	464.09	-	-	788.29	174.96	73.05	-	-	248.01	540.28
Total	64,610.78	7,179.71	3,912.54	276.18	67,601.77	8,843.17	1,938.13	147.49	276.18	10,357.63	57,244.14
Capital work-in-progress											25,102.62

Property, plant and equipment - As at March 31, 2023

Description	Gross block			Accumulated depreciation			Net block				
	As at April 1, 2022	Additions	Transfer to AVTL	Deductions	As at March 31, 2023	Upto March 31, 2022	Charge for the year	Transfer to AVTL	Deductions	Upto March 31, 2023	As at March 31, 2023
Freehold land	29,711.97	-	-	-	29,711.97	-	-	-	-	-	29,711.97
Right-of-use Assets -Land	33,488.06	1,573.94	20,166.44	4,956.19	9,939.37	4,435.80	898.36	2,460.40	618.70	2,255.06	7,684.31
Building	10,070.20	86.58	5,131.14	2.90	5,022.74	1,923.65	217.69	1,171.49	0.01	969.84	4,052.90
Plant and equipment	1,08,000.98	1,043.17	90,913.62	-	18,130.53	11,700.16	1,195.37	8,202.47	-	4,693.06	13,437.47
Office equipment	492.62	61.80	125.09	120.53	308.80	267.08	55.23	72.36	99.34	150.61	158.19
Furniture and fixtures	907.93	302.77	26.76	10.77	1,173.17	517.07	101.37	10.07	8.73	599.64	573.53
Vehicles	359.99	18.25	33.60	20.44	324.20	163.93	39.46	10.53	17.90	174.96	149.24
Total	1,83,031.75	3,086.51	1,16,396.65	5,110.83	64,610.78	19,007.69	2,507.48	11,927.32	744.68	8,843.17	55,767.61
Capital work-in-progress											10,624.33

Note 7B**Note 7B - Depreciation and amortisation for the year:**

Particulars	For the year ended	For the year ended
	March 31, 2024	March 31, 2023
Depreciation on property, plant and equipment	1,938.13	2,507.48
Less: Capitalised and included under CWIP	182.71	84.64
	1,755.42	2,422.84
Amortisation (Refer Note 8)	34.06	36.36
Total	1,789.48	2,459.20

Note 7C

- (1) The Property Plant & Equipment of the Company have been provided as security to the consortium banks for term loans and by way of pari-pasu second charge for working capital limits availed by the Company [Refer note 22]
- (2) Buildings include Rs. 5.58 lakh (Previous year Rs. 5.58 lakh) for premises in a Co-operative Society against which the shares of the face value of Rs. 500 are held under the bye-laws of the society.
- (3) Additions to capital work-in-progress include borrowing cost capitalised during the year of Rs. 287.27 lakh (Previous year Rs. 385.54 lakh) and interest expenses on lease liabilities of Rs. 125.95 lakh (Previous year Rs. Nil).
- (4) Capital work in progress as at 31.03.2024 includes Rs. 22088.32 lakh under framework agreement with related parties.
- (5) The amount of expenditures recognised in the carrying amount of capital work in progress in the course of its construction is Rs. 3,419.93 lakh.

Note 7D**Capital Work in Progress ageing schedule:**

Projects in progress	Less than 1 year	1-2 years	2-3 years	More than 3 years	Total
As at March 31, 2024	18,194.38	6,908.24	-	-	25,102.62
As at March 31, 2023	10,624.33	-	-	-	10,624.33

Note: The Company does not have any temporarily suspended project or any capital-work-in progress whose completion is overdue or has exceeded its cost compared to its original plan.

Note 8**Intangible assets - As at March 31, 2024**

(All amounts are in Rs. lakh, unless stated otherwise)

Description	Gross block		Accumulated amortisation				Net block				
	As at April 1, 2023	Additions	Transfer to AVTL	Deductions	As at March 31, 2024	Upto March 31, 2023	Charge for the year	Transfer to AVTL	Deductions	Upto March 31, 2024	As at March 31, 2024
Computer software	357.07	29.38	-	-	386.45	229.12	34.06	-	-	263.18	123.27
Total	357.07	29.38	-	-	386.45	229.12	34.06	-	-	263.18	123.27

Intangible assets - As at March 31, 2023

Description	Gross block		Accumulated amortisation				Net block				
	As at April 1, 2022	Additions	Transfer to AVTL	Deductions	As at March 31, 2023	Upto March 31, 2022	Charge for the year	Transfer to AVTL	Deductions	Upto March 31, 2023	As at March 31, 2023
Computer software	250.75	106.76	-	0.44	357.07	193.20	36.36	-	0.44	229.12	127.95
Total	250.75	106.76	-	0.44	357.07	193.20	36.36	-	0.44	229.12	127.95

Note 9**Investments****(Trade, Unquoted at cost)**

(All amounts are in Rs. lakh, unless stated otherwise)

Particulars	As at March 31, 2024	As at March 31, 2023
Non-Current		
Equity shares		
In subsidiary companies (Refer note 9.1 and 9.2)	3,715.51	3,715.51
Preference Shares		
In subsidiary companies - Aegis Vopak Terminal Limited 0.1% Non-cumulative Compulsory Convertible Preference Shares (CCPS) of Rs. 10/- each	8.20	10.00
Total	3,723.71	3,725.51
Current		
Investments in Mutual Funds	19,398.12	20,432.65
-above investment have been classified and measured at FVTPL		
Total	19,398.12	20,432.65

Note 9.1**Details of non current investments - Equity shares as at March 31, 2024**

Name of the subsidiaries	Number of shares	Face value (Rs. Unless stated)	Total	Proportion of ownership interest held	Principal activities
Sea Lord Containers Limited	12,50,000	10	1,021.90	100%	Storage & terminalling of Oil, Chemical and Petroleum products and erection and construction of terminals and allied facilities.
Eastern India LPG Company Private Limited	10,007	10	83.13	100%	Storage & terminalling of Oil, Chemical and Petroleum products. (Not yet commenced operations).
Aegis Group International Pte Ltd. (US\$ 1 each)	12,806	1	6.01	60%	Sourcing of Liquefied Petroleum Gas (LPG) and allied activities
Aegis Vopak Terminals Limited	5,10,000	10	51.00	51%	Storage and terminalling facility for LPG, oil, petroleum and chemical products.
Aegis Gas (LPG) Private Limited	3,23,81,000	10	2,478.62	100%	Import, Trading and distribution of LPG.
Aegis International Marine Services Pte Ltd. (US\$ 1 each)	1,00,000	1	74.85	100%	Sourcing of Marine Products and allied activities.
		Total	3,715.51		

Details of investments - Equity shares as at March 31, 2023

Name of the subsidiaries	Number of shares	Face value (Rs. Unless stated)	Total	Proportion of ownership interest held	Principal activities
Sea Lord Containers Limited	12,50,000	10	1,021.90	100%	Storage & terminalling of Oil, Chemical and Petroleum products and erection and construction of terminals and allied facilities.
Eastern India LPG Company Private Limited	10,007	10	83.13	100%	Storage & terminalling of Oil, Chemical and Petroleum products. (Not yet commenced operations).
Aegis Group International Pte Ltd. (US\$ 1 each)	12,806	1	6.01	60%	Sourcing of Liquefied Petroleum Gas (LPG) and allied activities
Aegis Vopak Terminals Limited	5,10,000	10	51.00	51%	Storage and terminalling facility for LPG, oil, petroleum and chemical products.
Aegis Gas (LPG) Private Limited	3,23,81,000	10	2,478.62	100%	Import, Trading and distribution of LPG.
Aegis International Marine Services Pte Ltd. (US\$ 1 each)	1,00,000	1	74.85	100%	Sourcing of Marine Products and allied activities.
		Total	3,715.51		

Note 9.2

- Corporate guarantees given on behalf of Aegis Gas (LPG) Private Limited (AGPL) and Hindustan Aegis LPG Limited (HALPG), without charging any fee is recognised at a value which represents a fee which would have been charged by a bank for issuing a similar guarantee to the subsidiary. Such value determined is recognised as deemed investment in the Company with the corresponding liability amortised to the Statement of Profit and Loss over the term of the guarantee.
- Interest free loans given to the subsidiaries are recognised at fair value on initial recognition and consequently the difference between the transaction value and fair value is recognised as deemed investments by the Company.
- In terms of the Shareholders Agreement dated January 5, 2018 entered between the Company, its subsidiary Aegis Gas (LPG) Private Limited (AGPL), AGPL's subsidiary Hindustan Aegis (LPG) Limited (HALPG) and Itochu Petroleum Co. (Singapore) Pte. Ltd., the Company and AGPL shall not transfer, dispose of or create any encumbrance over its investment in AGPL and HALPG respectively which would result in a change in control of AGPL and HALPG.

Note 10**Other investments (at cost)**

(All amounts are in Rs. lakh, unless stated otherwise)

Particulars	As at	
	March 31, 2024	March 31, 2023
Investments in Government Securities (unquoted)	0.48	0.48
Investments in Equity Instruments (quoted)	0.03	0.03
Total	0.51	0.51

Note 10.1**Non current financial assets - Investments**

(All amounts are in Rs. lakh, unless stated otherwise)

Particulars	As at		As at	
	March 31, 2024		March 31, 2023	
	Number	Total	Number	Total
Investments in Government Securities (unquoted)				
Government Securities of the Face Value of Rs. 0.48 lakh (Deposited with Government Authorities)		0.48		0.48
		0.48		0.48
Investments in Equity Instruments (quoted)				
JIK Industries Limited of Rs. 10/- each	289	0.03	289	0.03
		0.03		0.03

Note 10.2

(All amounts are in Rs. lakh, unless stated otherwise)

Particulars	As at		As at	
	March 31, 2024		March 31, 2023	
Aggregate value of				
a) Quoted investments - Cost		0.29		0.29
b) Quoted investments - Market Value		0.00		0.00
c) Unquoted investments		0.48		0.48
d) Provisions for impairment in the value of investments		0.26		0.26

Note 11**Loans****(Unsecured and considered good)**

(All amounts are in Rs. lakh, unless stated otherwise)

Particulars	As at	
	March 31, 2024	March 31, 2023
Loans and advances to Related Parties:		
(a) Eastern India LPG Company Private Limited	41.59	38.78
(b) Aegis Vopak Terminals Ltd	73,838.25	76,688.25
Total	73,879.84	76,727.03

Note 12**Income tax assets**

(All amounts are in Rs. lakh, unless stated otherwise)

Particulars	As at March 31, 2024	As at March 31, 2023
Advance Tax (Net of Provision for Tax Rs. 50,037.25 lakh, Previous year Rs. 14,391.85 lakh)	1,707.67	1,537.36
Total	1,707.67	1,537.36

Note 13**Other non-current assets
(Unsecured and considered good)**

(All amounts are in Rs. lakh, unless stated otherwise)

Particulars	As at March 31, 2024	As at March 31, 2023
Capital Advances	851.26	94.26
Prepaid expenses	7.01	5.23
Advance due from Mormugao Port Trust	-	212.46
Input tax credit receivables	1,752.25	349.13
Total	2,610.52	661.08

Note 14**Inventories
(At lower of cost and net realisable value)**

(All amounts are in Rs. lakh, unless stated otherwise)

Particulars	As at March 31, 2024	As at March 31, 2023
Stock in trade:		
- Liquefied Petroleum Gas	2,822.15	11,368.80
- Others - Machinery for Autogas Dispensing Station	376.30	396.07
Consumables, stores & spares and others	730.79	635.02
Total	3,929.24	12,399.89

Note 15**Trade receivables
(Unsecured)**

(All amounts are in Rs. lakh, unless stated otherwise)

Particulars	As at March 31, 2024	As at March 31, 2023
Considered Good	15,811.62	21,043.22
Trade receivables - credit impaired	159.90	138.90
	15,971.52	21,182.12
Less: Loss allowance	159.90	138.90
Total	15,811.62	21,043.22

Note 15.1

The carrying amounts of trade receivables as at the reporting date approximate fair value. Trade receivables are non-interest bearing. Also refer note 41.1 for ageing of trade receivables.

Note 16**Cash and cash equivalents**

(All amounts are in Rs. lakh, unless stated otherwise)

Particulars	As at March 31, 2024	As at March 31, 2023
<u>Bank balances</u>		
- Current accounts	1,222.74	2,782.94
- Deposit accounts (Refer note 16.1)	35,773.10	229.46
Cash on hand	1.53	1.75
Total	36,997.37	3,014.15

Note 16.1

Includes Fixed Deposits with maturity of more than 3 months. Principal amount of these Fixed Deposits can be withdrawn by the Company at any point of time.

Note 17**Other bank balances**

(All amounts are in Rs. lakh, unless stated otherwise)

Particulars	As at March 31, 2024	As at March 31, 2023
Deposits with maturity over 3 months but less than 12 months	15,000.00	36,500.00
In earmarked accounts:		
- Deposit accounts (Refer note 17.1)	39,488.34	2,964.73
- Margin money (Refer note 17.2)	107.18	105.58
- Unpaid dividend accounts	2,592.90	483.17
Total	57,188.42	40,053.48

Note 17.1

Deposits placed with the bank as security against borrowings	39,488.34	2,964.73
Loan outstanding against above at the year end	-	-

Note 17.2

Margin money against guarantees and other commitments	107.18	105.58
---	--------	--------

Note 18**Other Current Financial Assets
(Unsecured and considered good)**

(All amounts are in Rs. lakh, unless stated otherwise)

Particulars	As at March 31, 2024	As at March 31, 2023
Unbilled Revenue	753.87	1,694.62
Insurance claim receivable	1,400.00	459.02
Deposit with Government authorities	12.99	12.99
Financial assets on account of derivatives	6,744.77	11,416.54
Interest accrued on deposits with bank and others	514.38	610.72
Others	71.61	71.61
Total	9,497.62	14,265.50

Note 19**Other current assets
(Unsecured, considered good unless otherwise stated)**

(All amounts are in Rs. lakh, unless stated otherwise)

Particulars	As at	
	March 31, 2024	March 31, 2023
Advance to suppliers	519.43	887.79
Advance given to Maharashtra Pollution Control Board	263.40	269.61
Advance due from Mormugao Port Trust	263.84	491.38
Input tax credit receivables	137.40	1,354.32
Input tax credit refund receivable	100.85	100.85
Other receivables	225.00	-
Prepaid expenses	720.61	207.18
Balance with statutory authorities	448.36	448.36
Total	2,678.89	3,759.49

Note 20**Equity share capital**

(All amounts are in Rs. lakh, unless stated otherwise)

Particulars	As at		As at	
	March 31, 2024		March 31, 2023	
	Number	Amount	Number	Amount
[a] Authorised share capital				
Equity shares of the par value of Re. 1/- each	52,00,00,000	5,200.00	52,00,00,000	5,200.00
13.5 % Cumulative Redeemable Preference shares of the par value of Rs. 100/- each	1,00,000	100.00	1,00,000	100.00
Redeemable Preference shares of the par value of Rs. 10/- each	60,00,000	600.00	60,00,000	600.00
Total	52,61,00,000	5,900.00	52,61,00,000	5,900.00
[b] Issued, subscribed and paid up				
Equity shares of Re. 1/- each	35,10,00,000	3,510.00	35,10,00,000	3,510.00
Add: Forfeited shares (amount originally paid up)		0.45		0.45
Total	35,10,00,000	3,510.45	35,10,00,000	3,510.45
[c] Reconciliation of the number of equity shares outstanding at the beginning and at the end of the year:				
	As at		As at	
	March 31, 2024		March 31, 2023	
	Number	Amount	Number	Amount
Shares outstanding as at the beginning of the year	35,10,00,000	3,510.00	35,10,00,000	3,510.00
Addition during the year	-	-	-	-
Shares outstanding as at the end of the year	35,10,00,000	3,510.00	35,10,00,000	3,510.00

[d] Rights, preferences and restrictions attached to equity shares :

- a) Right to receive dividend as may be approved by the Board of Directors / Annual General Meeting.
- b) The Equity Shares are not repayable except in the case of a buyback, reduction of capital or winding up in terms of the provisions of the Companies Act, 2013
- c) Every member of the Company holding equity shares has a right to attend the General Meeting of the company and has a right to speak and on a poll shall have the right to vote in proportion to his share in the paid-up capital of the company.

[e] Details of shareholders holding more than 5% of the aggregate shares in the Company:

Name of the shareholder	As at March 31, 2024		As at March 31, 2023	
	Number	Percentage	Number	Percentage
Equity shares of Re. 1/- each fully paid				
Huron Holdings Limited	11,11,60,570	31.67%	11,11,60,570	31.67%
Trans Asia Petroleum Inc	9,27,54,105	26.43%	9,26,53,553	26.40%

[f] Details of share held by the promoters :

Name of the shareholder	As at March 31, 2024		As at March 31, 2023	
	Number	Percentage	Number	Percentage
Equity shares of Re. 1/- each fully paid				
Huron Holdings Limited	11,11,60,570	31.67%	11,11,60,570	31.67%
- % Change during the year		0.00%		0.00%
Trans Asia Petroleum Inc	9,27,54,105	26.43%	9,26,53,553	26.40%
- % Change during the year		0.03%		0.00%
Asia Infrastructure Investment Ltd	10,000	0.00%	10,000	0.00%
- % Change during the year		0.00%		0.00%

Note 21**Other equity****Securities Premium**

(All amounts are in Rs. lakh, unless stated otherwise)

Particulars	As at	As at
	March 31, 2024	March 31, 2023
Balance as at the beginning of the year	39,691.77	39,691.77
Balance as at the end of the year	39,691.77	39,691.77

Capital reserve

Particulars	As at	As at
	March 31, 2024	March 31, 2023
Balance as at the beginning of the year	53.99	53.99
Balance as at the end of the year	53.99	53.99

Capital reserve (Demerger)

Particulars	As at March 31, 2024	As at March 31, 2023
Balance as at the beginning of the year	131.37	131.37
Balance as at the end of the year	131.37	131.37

General Reserve

Particulars	As at March 31, 2024	As at March 31, 2023
Balance as at the beginning of the year	17,360.82	17,360.82
Balance as at the end of the year	17,360.82	17,360.82

Balance in Statement of Profit and Loss

Particulars	As at March 31, 2024	As at March 31, 2023
Balance as at the beginning of the year	1,56,657.16	92,475.49
Profit for the year	41,183.46	81,731.67
Final Dividend for FY 2022-23	(4,387.50)	(1,755.00)
Interim Dividends for FY 2023-24	(15,795.00)	(15,795.00)
Balance as at the end of the year	1,77,658.12	1,56,657.16

Other comprehensive income

Particulars	As at March 31, 2024	As at March 31, 2023
Balance as at the beginning of the year	(95.67)	(101.09)
(Reduction)/Additions during the year	(61.53)	5.42
Balance as at the end of the year	(157.20)	(95.67)
Total	2,34,738.87	2,13,799.44

Note 21.1 : Description of nature and purpose of each reserve:

1. Securities premium is used to record the premium on issue of shares. The reserve is utilised in accordance with the provisions of the Companies Act, 2013. No dividend can be distributed out of securities premium.
2. Capital reserve represents reserve created pursuant to upfront payment for equity warrants forfeited in the year 1996-97
3. Capital reserve (Demerger) represents reserve created pursuant to scheme of amalgamation and demerger.
4. General reserve is created from time to time by transferring profits from retained earnings and can be utilised for purposes such as dividend payout, bonus issue, etc.

Note 22**Borrowings**

(All amounts are in Rs. lakh, unless stated otherwise)

Particulars	As at March 31, 2024	As at March 31, 2023
<u>Non-Current</u>		
A) Unsecured Loans		
<u>From banks</u>		
Supplier's-Credit- DBS Bank Ltd. (Refer note 22.1.2 (vi))	-	14.54
Total	-	14.54
<u>Current</u>		
A) Secured Loans		
Supplier's-Credit- HDFC Bank Ltd. (Refer note 22.1.1 (i))	-	691.78
B) Unsecured Loans		
Loan from HSBC Bank (Refer note 22.1.2 (iii))	2,000.00	-
Loan from Kotak Bank Ltd. (Refer note 22.1.2 (i))	1,500.00	-
Loan from QN Bank Ltd.(Refer note 22.1.2 (ii))	2,500.00	-
Supplier's-Credit- Kotak Mahindra Bank (Refer note 22.1.2 (v))	2,666.54	-
Supplier's-Credit- Axis Bank Ltd. (Refer note 22.1.2 (iv))	300.01	256.52
<u>Current maturities of long-term Unsecured Loan:</u>		
Supplier's-Credit- DBS Bank Ltd.(Refer note 22.1.2 (vi))	-	744.36
Total	8,966.55	1,692.66

Note 22.1**Terms of borrowings****1) Current Loans from banks are secured by way of :**

- (i) Suppliers credit from HDFC Bank is secured by first pari-passu charge on current assets of the Company and further secured by second pari-passu charge on specific immovable properties of the Company situated at Trombay and Vapi.

2) Unsecured Loans

- (i) Loans from Kotak Mahindra Bank are repayable within 180 days and carry an interest rate upto 8.25% p.a
- (ii) Loans from Qatar National Bank are repayable within 180 days and carry an interest rate upto 8.25% p.a
- (iii) Loans from HSBC are repayable within 365 days and carry an interest rate up to 8.50% p.a
- (iv) Suppliers credit from Axis Bank Ltd. is availed for a period up to 180 days and is charged at the rate agreed with the discounting Bank on the date of each discounting.
- (v) Suppliers credit from Kotak Mahindra Bank is repayable within 180 days and carries an interest rate between 8.00-8.40% p.a.
- (vi) Suppliers credit from DBS Bank is availed against bills discounted through the Bank and is repayable within a period of 3 years.

Note 23**Other financial liabilities**

(All amounts are in Rs. lakh, unless stated otherwise)

Particulars	As at March 31, 2024	As at March 31, 2023
Deposits from dealers	626.72	642.38
Total	626.72	642.38

Note 24**Provisions**

(All amounts are in Rs. lakh, unless stated otherwise)

Particulars	As at March 31, 2024	As at March 31, 2023
Non-current		
Employee benefits:		
- Gratuity (Refer note 45)	444.04	369.22
- Compensated absences	263.85	211.39
Total - (A)	707.89	580.61
Current		
Employee benefits:		
- Gratuity (Refer note 45)	494.41	436.87
- Compensated absences	186.97	164.82
Total - (B)	681.38	601.69
Total (A)+(B)	1,389.27	1,182.30

Note 25**Other non-current liabilities**

(All amounts are in Rs. lakh, unless stated otherwise)

Particulars	As at March 31, 2024	As at March 31, 2023
Income received in advance	179.74	159.83
Advance received from Related party- Aegis Vopak Terminal Limited	18,960.00	-
Total	19,139.74	159.83

Note 26**Trade payables**

(All amounts are in Rs. lakh, unless stated otherwise)

Particulars	As at March 31, 2024	As at March 31, 2023
Total outstanding dues of creditors of micro enterprises and small enterprises (Refer note 26.1)	52.34	34.15
Total outstanding dues of creditors other than micro enterprises and small enterprises	17,996.04	21,294.04
Total	18,048.38	21,328.19

Note 26.1

The information as required to be disclosed under the Micro, Small and Medium Enterprises Development Act, 2006 has been determined to the extent such parties have been identified on the basis of information available with the Company. The amount of principal and interest outstanding at the year end are given below:

Particulars	As at March 31, 2024	As at March 31, 2023
1. Principal amount	66.41	69.24
2. Interest due thereon remaining unpaid to any supplier as at the end of year	3.29	14.11
3. Amount of interest paid by the buyer in terms of section 16 of the Micro Small and Medium Enterprise Development Act, 2006, along with the amounts of the payment made to the supplier beyond the appointed day during the year	656.03	504.22
4. Amount of interest due and payable for the period of delay in making payment (which has been paid but beyond the appointed day during the year) but without adding the interest specified under Micro Small and Medium Enterprise Development Act, 2006	-	-
5. Amount of interest accrued and remaining unpaid at the end of year	24.56	21.26
6. Amount of further interest remaining due and payable even in the succeeding years, until such date when the interest due as above is actually paid to the small enterprise for the purpose of disallowance as a deductible expenditure under section 23 of the Micro Small and Medium Enterprise Development Act, 2006	0.96	0.33
Total outstanding dues of micro enterprises and small enterprises [1+5]	90.97	90.50
Less: Amount payable under Capital contracts included in above	(38.63)	(56.35)
Total outstanding dues of micro enterprises and small enterprises	52.34	34.15

Note 26.2 - Refer note 41.2 for Ageing of trade payables

Note 27**Other Financial Liabilities**

(All amounts are in Rs. lakh, unless stated otherwise)

Particulars	As at March 31, 2024	As at March 31, 2023
Interest accrued but not due on borrowings	71.78	-
Unpaid dividends	2,592.89	483.17
Amount payable under Capital contracts	2,245.28	464.19
Commission payable to the Chairman and Managing director (net of TDS)	402.60	377.89
Total	5,312.55	1,325.25

Note 28**Other current liabilities**

(All amounts are in Rs. lakh, unless stated otherwise)

Particulars	As at March 31, 2024	As at March 31, 2023
Income received in Advance	23.58	21.84
Advance Storage Rentals	193.38	98.48
Advance from customers	1,128.15	1,612.78
Statutory dues	1,430.17	739.88
Total	2,775.28	2,472.98

Note 29**Current tax liabilities (net)**

(All amounts are in Rs. lakh, unless stated otherwise)

Particulars	As at March 31, 2024	As at March 31, 2023
Provision for Tax (Net of Advance Tax Rs. Nil, Previous year Rs. 19,996.90 lakh)	-	2,429.13
Total	-	2,429.13

Note 30**Revenue from operations**

(All amounts are in Rs. lakh, unless stated otherwise)

Particulars	For the year ended March 31, 2024	For the year ended March 31, 2023
Sales - Traded Goods:		
- Liquefied Petroleum Gas (Refer note 30.1)	2,68,497.50	2,77,979.34
- Others - Machinery for Autogas Dispensing Station (including stores and spares)	170.14	197.25
	2,68,667.64	2,78,176.59
Service Revenue:		
- Liquid Terminal Division	11,804.40	13,520.64
- Gas Terminal Division	12,682.25	15,521.15
	24,486.65	29,041.79
Other operating revenue		
- Construction and project related activity	4,450.00	-
- Lease Rental	258.33	145.77
- Commission income	172.43	148.54
Total	2,98,035.05	3,07,512.69

Note 30.1

Reconciliation of revenue recognised with the contracted price is as follows:

(All amounts are in Rs. lakh, unless stated otherwise)

Particulars	For the year ended March 31, 2024	For the year ended March 31, 2023
Contracted Price	2,68,807.70	2,78,174.40
Adjustment for: Discount	(310.20)	(195.06)
Sale of Goods	2,68,497.50	2,77,979.34

Note 31**Other Income**

(All amounts are in Rs. lakh, unless stated otherwise)

Particulars	For the year ended March 31, 2024	For the year ended March 31, 2023
Interest income from:		
- Fixed deposits (at amortised cost)	4,803.88	403.36
- Other financial assets (at amortised cost)	27.90	397.02
- Loan to Subsidiary	5,433.55	6,953.70
- Income tax refund	68.32	98.26
- Others	53.02	-
Dividend income from investments in subsidiaries	4,726.27	9,066.68
Fair value gain on investments in mutual funds	119.91	27.55
Profit on sales of Investments mutual funds	700.79	632.70
Corporate guarantee commission	370.43	8.40
Fair value gain on financial assets (designated at FVTPL)	1,141.92	11,425.82
Profits on sale of investments in subsidiary	1,462.00	-
Sundry credit balances written back (net)	13.30	244.93
Profit on slump sale of undertakings (Refer Note 52)	331.46	42,937.63
Miscellaneous Income	1,738.98	640.68
Total	20,991.73	72,836.73

Note 32**Purchases of Stock in Trade**

(All amounts are in Rs. lakh, unless stated otherwise)

Particulars	For the year ended March 31, 2024	For the year ended March 31, 2023
- Liquefied Petroleum Gas	2,36,675.58	2,63,138.66
- Others - Machinery for Autogas Dispensing Station	23.29	188.40
Total	2,36,698.87	2,63,327.06

Note 33**Changes in inventories of stock in trade**

(All amounts are in Rs. lakh, unless stated otherwise)

Particulars	For the year ended March 31, 2024	For the year ended March 31, 2023
Opening stock :		
Stock in trade - Liquefied Petroleum Gas	11,368.80	5,271.10
Stock in trade - Other	396.07	309.40
Closing stock :		
Stock in trade - Liquefied Petroleum Gas	(2,822.15)	(11,368.80)
Stock in trade - Other	(376.30)	(396.07)
Decrease / (Increase)	8,566.42	(6,184.37)

Note 34**Employee benefits expense**

(All amounts are in Rs. lakh, unless stated otherwise)

Particulars	For the year ended March 31, 2024	For the year ended March 31, 2023
Salaries and wages	2,559.54	3,184.55
Contribution to provident and other funds	516.82	405.94
Staff welfare expenses	136.63	155.63
Total	3,212.99	3,746.12

Note 35**Finance costs**

(All amounts are in Rs. lakh, unless stated otherwise)

Particulars	For the year ended March 31, 2024	For the year ended March 31, 2023
Interest on borrowings	85.41	487.86
Interest on Lease liability	758.50	977.18
Others	160.49	197.08
Total	1,004.40	1,662.12

Note 36**Other expenses**

(All amounts are in Rs. lakh, unless stated otherwise)

Particulars	For the year ended March 31, 2024	For the year ended March 31, 2023
Stores and spare parts consumed	545.38	527.68
Power and fuel	910.39	938.69
Labour and other charges	502.02	516.11
Repairs- Buildings	8.33	0.27
Repairs- Machinery	202.03	218.14
Repairs- Others	248.93	250.88
Way Leave Fees	1,518.65	1,898.56
Tankage Charges	3,684.18	3,143.13
Water Charges	12.82	18.77
Rates and taxes	162.12	324.66
Rent	35.16	41.71
Lease Rentals	96.41	56.66
Insurance	714.70	691.88
Legal and Professional charges	632.73	667.28
Printing and Stationery	27.72	36.96
Travelling, Conveyance and Vehicle Expenses	344.81	370.82
Communication Expenses	67.83	67.39
Provision for doubtful debts and advances	21.00	-
Advertising / sales promotion	46.28	5.03
Commission on Sales	434.65	361.24
Commission to Directors (Refer Note 40)	660.00	660.00
Directors' Sitting Fees	11.90	14.10
CSR expenses (Refer note 39)	545.49	268.82
Exchange difference (net)	56.27	683.26
Loss on sale of property, plant and equipment	-	19.92
Bad debts written off	3.59	9.74
Expenses for construction and project related activity	3,298.00	-
Miscellaneous expenses	640.06	401.10
Total	15,431.45	12,192.80

Note 36.1**Payment to auditors**

(All amounts are in Rs. lakh, unless stated otherwise)

Particulars	For the year ended March 31, 2024	For the year ended March 31, 2023
As auditors	22.75	22.75
For other services- Limited review, certification work and tax matters	8.95	9.40
Total	31.70	32.15

Note 37**Earnings per share**

Basic and diluted earnings per share is calculated by dividing the profit attributable to equity shareholders of the Company by the weighted average of equity shares outstanding during the year, as under.

(All amounts are in Rs. lakh, unless stated otherwise)

Particulars		For the year ended March 31, 2024	For the year ended March 31, 2023
Net profit available for equity shareholders (Rs. In lakh)	A	41,183.46	81,731.67
Weighted average number of equity shares outstanding during the year for calculating basic earnings per share (Nos.)	B	35,10,00,000	35,10,00,000
Basic earnings per share (in Rs.)	A/B	11.73	23.29
Weighted average number of equity shares outstanding during the year for calculating basic earnings per share (Nos.)	B	35,10,00,000	35,10,00,000
Add: Weighted average number of potential equity shares on account of employee stock options	C	-	-
Weighted average number of equity shares outstanding during the year for calculating diluted earnings per share (Nos.)	D=B+C	35,10,00,000	35,10,00,000
Diluted earnings per share (Rs.)	A/D	11.73	23.29
Nominal value of equity shares (Rs.)		1	1

Note 38**Contingent Liabilities and commitments:**

(All amounts are in Rs. lakh, unless stated otherwise)

Sr. No.	Particulars	As at March 31, 2024	As at March 31, 2023
1	Primarily relates to demands received from income tax authorities for various assessment years, on account of disallowances of expenses u/s 14A of Income Tax Act, 1961.	92.53	92.53
2	Primarily relates to demands received from sales tax authorities in respect of financial year 2016-17 and 2017-18 due to mis-match of input tax credit.	88.17	140.80
3	Claims against the Company not acknowledged as debts	12.00	12.00
4	In respect of air pollution matters pending before Supreme Court.	14,200.00	14,200.00
	Note:		
	Future Cashflows in respect of above are determinable only on receipt of Judgements / decision pending with various forums / authorities. The company is hopeful of succeeding & as such does not expect any significant liability to crystallise.		
5	Estimated amount of contracts remaining to be executed on Capital Account and not provided for (Net of Capital Advances)	2,214.49	570.57

Note 38**Contingent Liabilities and commitments:**

Sr. No.	Particulars	As at March 31, 2024	As at March 31, 2023
6	Guarantees given to Banks against repayment of Term Loans, NCD and working capital facilities advanced from time to time to Aegis Gas LPG Private Limited, a wholly owned subsidiary of the Company to the extent of	2,400.00	2,400.00
	The amount of such facilities availed against guarantee	928.00	754.00
7	Corporate guarantee given to Sealord Containers Limited for framework agreement which were entered by them with Aegis Vopak Terminal Limited.	39,600.00	-

Note 39**Expenditure towards Corporate Social Responsibility as per Section 135 of the Companies Act, 2013 (read with Schedule VII) there of:**

Sr. No.	Particulars	As at March 31, 2024	As at March 31, 2023
a)	Amount required to be spent by the Company during the year.	545.49	268.82
b)	Amount of expenditure incurred during the year :		
	1. Amount spent on construction/ acquisition of any asset	-	-
	2. Amount spent on purpose other than 1 above (Refer note 1)	230.17	249.30
	3. Utilisation of previous year's excess amount spent (Refer Note 2)	49.20	19.52
	4. Provision made for unspent amount.	266.12	-
		545.49	268.82
c)	Shortfall/ Excess at the end of the year	Note 3	Note 2
d)	Amount spent against previous year (in addition to 'b' above)	-	-
e)	Total of previous years shortfall	-	-
f)	Reason for shortfall	Not Applicable	Not applicable
g)	Nature of CSR activities	Activities under Schedule VII (Note 4)	

Note:

- 1 Excludes excess spent amount of Rs. 49.2 lakh on CSR Activities during the previous FY 2022-23 for which asset was created in the financial statements.
- 2 During the current year, the Company has spent excess amount of Rs. 49.2 lakh on CSR Activities during the current FY 2022-23 which has been set off against the requirement to contribute towards CSR for FY 2023-24.
During previous year, the Company has spent excess amount of Rs. 19.52 lakh on CSR Activities during the FY 2021-22 which has been set off against the requirement to contribute towards CSR for 2022-23
- 3 Amount of Rs. 266.12 lakh that were transferred to unspent CSR account on 29th April, 2024 is pertaining to 'Ongoing projects' for FY 2023-24
- 4 1) Preventive Healthcare; 2) Ensuring environmental sustainability; 3) Livelihood enhancement projects; 4) Promoting Art & Culture; 5) Rural development

Note 40**Related party disclosures:****a) List of related parties and relationships:**

Sr. No.	Name of the related party	Relationship
1	Eastern Ind LPG Company Private Limited (ELPG)	Wholly owned subsidiary company
2	Aegis Group International Pte. Limited (AGIL)	Subsidiary company
3	Aegis International Marine Services Pte. Limited (AIMS)	Wholly owned subsidiary company
4	Aegis Gas (LPG) Private Limited (AGPL)	Wholly owned subsidiary company
5	Aegis Vopak Terminals Limited (AVTL)	Subsidiary company
6	Konkan Storage Systems (Kochi) Private Limited (KCPL)	Subsidiary company (Wholly owned subsidiary company of AVTL)
7	CRL Terminals Limited	Subsidiary company (Wholly owned subsidiary company of AVTL)
8	Aegis Terminal Pipavav Limited	Subsidiary company
9	Sealord Containers Limited (SCL)	Wholly owned subsidiary company
10	Hindustan Aegis LPG Limited (HALPG)	Subsidiary company
11	Raj K. Chandaria (RKC) - Chairman & MD	Key Management Personnel
12	Amal R. Chandaria - Non executive director	Key Management Personnel
13	Kanwaljit S. Nagpal - Independent director	Key Management Personnel
14	Jaideep D. Khimasia - Independent director	Key Management Personnel
15	Raj Kishore Singh - Non executive director	Key Management Personnel
16	Rahul D. Asthana - Independent director	Key Management Personnel
17	Anil M. Chandaria - Non executive director	Key Management Personnel
18	Tasneem Ali - Independent director	Key Management Personnel
19	Lars Erik Johansson - Independent director	Key Management Personnel
20	Trans Asia Petroleum Inc. (Tapi)	Tapi has significant influence over the Company
21	Huron Holdings Limited (Huron)	Huron has significant influence over the Company
22	Asia Infrastructure Investments Ltd (AILL)	AILL has significant influence over the Company

Related party disclosures:**(b) Transactions during the year with related parties:**

Sr. No.	Nature of transaction	HALPG	SCL	KCPL	ELPG	AGIL	AGPL	AVTL	CRL	AIMS	RKC	AKC	Tapi	Huron	AIIL	Total
1	Investments - Balance as at															
	March 31, 2024	-	1,021.90	-	1.00	6.01	1,647.04	59.20	-	59.52	-	-	-	-	-	2,794.67
	March 31, 2023	(-)	(1,021.90)	(-)	(1.00)	(6.01)	(1,647.04)	(61.00)	(-)	(59.52)	(-)	(-)	(-)	(-)	(-)	2,796.47
2	Loan Given during the year	-	-	-	-	-	21,047.96	750.00	-	-	-	-	-	-	-	21,797.96
	March 31, 2024	-	-	-	-	-	(12,761.00)	(12,761.00)	(-)	(-)	(-)	(-)	(-)	(-)	(-)	(12,762.00)
	March 31, 2023	-	-	-	-	-	(21,047.96)	(3,600.00)	-	-	-	-	-	-	-	(24,647.96)
3	Loan Repaid during the year	(-)	(-)	(-)	(-)	(-)	(36,500.00)	(36,500.00)	(-)	(-)	(-)	(-)	(-)	(-)	(-)	(36,500.00)
4	Loan Given - Long term															
	Balance as at															
	March 31, 2024	-	-	-	41.59	-	-	73,838.25	-	-	-	-	-	-	-	73,879.84
	March 31, 2023	(-)	(-)	(-)	(38.78)	(-)	(-)	(76,688.25)	(-)	(-)	(-)	(-)	(-)	(-)	(-)	(76,727.03)
5	Repayment of borrowings	-	-	-	-	-	-	-	-	-	-	-	-	-	-	-
	March 31, 2024	(-)	(1,800.00)	(-)	(-)	(-)	(-)	(-)	(-)	(-)	(-)	(-)	(-)	(-)	(-)	(1,800.00)
	March 31, 2023	-	-	-	-	-	-	-	-	-	-	-	-	-	-	-
6	Slump sales of undertakings	-	-	-	-	-	-	5,137.94	-	-	-	-	-	-	-	5,137.94
	March 31, 2024	(-)	(-)	(-)	(-)	(-)	(-)	(1,48,617.25)	(-)	(-)	(-)	(-)	(-)	(-)	(-)	(1,48,617.25)
	March 31, 2023	-	-	-	-	-	-	-	-	-	-	-	-	-	-	-
7	Revenue from construction and project related activity	(-)	(-)	(-)	(-)	(-)	(-)	(-)	(-)	(-)	(-)	(-)	(-)	(-)	(-)	(-)
	March 31, 2024	-	-	-	-	-	-	4,450.00	-	-	-	-	-	-	-	4,450.00
	March 31, 2023	(-)	(-)	(-)	(-)	(-)	(-)	(-)	(-)	(-)	(-)	(-)	(-)	(-)	(-)	(-)
8	Storage Revenue/ Throughput Charges Received	-	96.00	-	-	-	-	616.08	-	-	-	-	-	-	-	712.08
	March 31, 2024	(-)	(96.00)	(-)	(-)	(-)	(-)	(700.77)	(-)	(-)	(-)	(-)	(-)	(-)	(-)	(796.77)
	March 31, 2023	-	-	-	-	-	-	-	-	-	-	-	-	-	-	-
9	Storage Revenue/Throughput Charges Paid	560.03	129.90	-	-	-	-	2,965.78	-	-	-	-	-	-	-	3,655.71
	March 31, 2024	(528.47)	(129.90)	(-)	(-)	(-)	(-)	(2,551.70)	(11.36)	(-)	(-)	(-)	(-)	(-)	(-)	(3,221.43)
	March 31, 2023	-	-	-	-	-	-	-	-	-	-	-	-	-	-	-
10	Commission to Managing Directors	-	-	-	-	-	-	-	-	-	660.00	-	-	-	-	660.00
	March 31, 2024	(-)	(-)	(-)	(-)	(-)	(-)	(-)	(-)	(-)	(660.00)	(-)	(-)	(-)	(-)	(660.00)
	March 31, 2023	-	-	-	-	-	-	-	-	-	-	-	-	-	-	-
11	Commission payable															
	Balance as at															
	March 31, 2024	-	-	-	-	-	-	-	-	-	402.60	-	-	-	-	402.60
	March 31, 2023	(-)	(-)	(-)	(-)	(-)	(-)	(-)	(-)	(-)	(377.89)	(-)	(-)	(-)	(-)	(377.89)

Sr. No.	Nature of transaction	HALPG	SCL	KCPL	ELPG	AGIL	AGPL	AVTL	CRL	AIMS	RKC	AKC	Tapi	Huron	AIIL	Total
25	Interest expenses	-	(51.30)	-	-	-	-	-	-	-	-	-	-	-	-	(51.30)
26	Dividend on Shares - Received	-	-	-	-	3,050.27	1,675.98	-	-	-	-	-	-	-	-	4,726.25
27	Interim Dividend - Paid 1st	-	-	-	-	(9,066.68)	-	-	-	-	-	-	-	-	-	(9,066.68)
28	Interim Dividend - Paid 2nd *	-	-	-	-	-	-	-	-	-	-	-	2,316.34	2,779.01	0.25	5,095.60
29	Interim Dividend - Paid 3rd	-	-	-	-	-	-	-	-	-	-	-	(1,389.80)	(1,667.41)	(0.15)	(3,057.36)
30	Final Dividend - Paid	-	-	-	-	-	-	-	-	-	-	-	1,855.08	2,223.21	0.20	4,078.49
31	Commission income on guarantees given	-	-	-	-	-	-	-	-	-	-	-	(926.53)	(1,111.61)	(0.10)	(2,038.24)
		-	351.78	-	-	18.65	-	-	-	-	-	-	(1,853.07)	(2,223.21)	(0.20)	(4,076.48)
		-	-	-	-	-	-	-	-	-	-	-	1,158.17	1,389.51	0.13	2,547.80
		-	-	-	-	-	-	-	-	-	-	-	(463.27)	(555.80)	(0.05)	(1,019.12)
		-	-	-	-	-	18.65	-	-	-	-	-	-	-	-	370.43
		-	-	-	-	(8.40)	-	-	-	-	-	-	-	-	-	(8.40)

* Dividend to Huron is paid subsequent to year end.

Sitting fees paid to non executive directors/ independent directors		Compensation of key management personnel of the Company:			
Particulars	For the year ended March 31, 2024	For the year ended March 31, 2023	Particulars	For the year ended March 31, 2024	For the year ended March 31, 2023
Kanwaljit S. Nagpal - Independent director	4.10	6.17	Short-term employee benefits	671.90	672.66
Jaideep D. Khimasia - Independent director	1.86	1.49	Post-employment benefits	-	-
Raj Kishore Singh - Non executive director	1.39	1.18	Other long-term benefits	-	-
Rahul D. Asthana - Independent director	1.35	0.92	Total compensation	671.90	672.66
Anil M. Chandaria - Non executive director	0.50	0.77			
Tasneem Ali - Independent director	1.35	1.14			
Lars Erik Johansson - Independent director	1.35	0.99			
Total	11.90	12.66			

Refer note 38 (6) with respect to the guarantees given by the Company on behalf of the subsidiaries.

Notes:

- 1 Figures in brackets represent previous year's amounts.
- 2 There are no provisions for doubtful debts or amounts written off or written back in respect of debts due from/ to related parties.
- 3 All related party contracts / arrangements have been entered on arms' length basis.
- 4 Previous year slump sales consideration of Rs. 90,617.25 lakh has been converted into loan given to Aegis Vopak Terminals Limited.

Note 41

Ageing schedules:

1. Trade Receivables ageing schedule from the due date of payments :

As at March 31, 2024

Particulars	Not Due	Less than 6 months	6 months -1 year	1-2 Years	2-3 years	More than 3 years	Total
(i) <u>Unsecured Undisputed Trade Receivables:</u>							
- Considered good	11,081.93	1,765.32	165.79	486.23	263.23	257.55	14,020.05
- Credit impaired		-	-	-	-	127.71	127.71
(ii) <u>Unsecured Disputed Trade Receivables:</u>							
- Considered good	0.24	61.27	-	-	158.97	1,571.09	1,791.57
- Credit impaired	-	-	-	-	-	32.19	32.19
Total	11,082.17	1,826.59	165.79	486.23	422.20	1,988.54	15,971.52

As at March 31, 2023

Particulars	Not Due	Less than 6 months	6 months -1 year	1-2 Years	2-3 years	More than 3 years	Total
(i) <u>Unsecured Undisputed Trade Receivables:</u>							
- Considered good	16,055.91	2,249.52	403.38	464.82	367.17	157.55	19,698.35
- Credit impaired		-	-	-	-	106.71	106.71
(ii) <u>Unsecured Disputed Trade Receivables:</u>							
- Considered good	-	-	-	-	-	1,344.87	1,344.87
- Credit impaired	-	-	-	-	-	32.19	32.19
Total	16,055.91	2,249.52	403.38	464.82	367.17	1,641.32	21,182.12

2. Trade Payables ageing schedule from the due date of payments :

As at March 31, 2024

Particulars	Not Due	Less than 1 year	1-2 years	2-3 years	More than 3 years	Total
(i) MSME	45.79	6.55	-	-	-	52.34
(ii) Others	13,145.98	4,655.67	90.54	43.84	60.01	17,996.04
(iii) Disputed dues – MSME	-	-	-	-	-	-
(iv) Disputed dues - Others	-	-	-	-	-	-
Total	13,191.77	4,662.22	90.54	43.84	60.01	18,048.38

As at March 31, 2023

Particulars	Not Due	Less than 1 year	1-2 years	2-3 years	More than 3 years	Total
(i) MSME	21.40	12.75	-	-	-	34.15
(ii) Others	18,989.95	2,196.20	47.80	30.77	29.32	21,294.04
(iii) Disputed dues – MSME	-	-	-	-	-	-
(iv) Disputed dues - Others	-	-	-	-	-	-
Total	19,011.35	2,208.95	47.80	30.77	29.32	21,328.19

Note 42

Ratio

Ratio	March 31, 2024	March 31, 2023	% Variation	Reason for variation >25%
Current Ratio	3.91	3.70	6%	
Debt-Equity Ratio	0.04	0.01	300%	Refer note 1
Debt Service Coverage Ratio	14.02	7.79	80%	Refer note 2
Return on Equity Ratio	18.08	44.13	-59%	Refer note 3
Inventory turnover ratio	30.04	27.36	10%	
Trade Receivables turnover ratio	16.17	19.57	-17%	
Trade payables turnover ratio	12.02	20.86	-42%	Refer note 4
Net capital turnover ratio	2.75	3.66	-25%	
Net profit ratio	13.82	26.58	-48%	Refer note 3
Return on Capital employed	21.17	46.42	-54%	Refer note 3

Reason for variation

1. Increase is due to borrowings made during the year.
2. Increase in ratio is mainly due to decrease in interest expenses and repayment of borrowings.
3. Decrease in ratio is due to decrease in profit on account of sale of investments in CCPS in previous year.
4. Due to decrease in trade payables balance as at year end.

Numerators and Denominators considered for the aforesaid ratios:

Ratio	Numerator	Denominator
Current Ratio	Current Assets	Current Liabilities
Debt-Equity Ratio	Total Debt	Shareholder's Equity
Debt Service Coverage Ratio	Earnings available for debt service *	Debt Service **
Return on Equity Ratio	Net Profits after taxes	Average Shareholder's Equity
Inventory turnover ratio	Cost of goods sold	Average Inventory
Trade Receivables turnover ratio	Revenue from operation	Avg. Accounts Receivable
Trade payables turnover ratio	Purchases of stock-in-trade+other expenses	Average Trade Payables
Net capital turnover ratio	Revenue from operation	Working Capital
Net profit ratio	Net Profit	Revenue from operation
Return on Capital employed	Earning before interest and taxes	Capital Employed ***

* Earning for Debt Service = Net Profit after taxes + Non-cash operating expenses like depreciation and other amortisations + Interest + other adjustments like loss on sale of Fixed assets etc

** Debt service = Interest & Lease Payments + Principal Repayments

*** Capital Employed = Tangible Net Worth + Total Debt + Deferred Tax Liability - Deferred Tax Assets

Note 43

Following are the changes in the carrying value of the right of use assets :

Category of ROU asset	Gross Block				Accumulated depreciation					Net Block	
	As at April 01, 2023	Addition	Transfer to AVTL	Deduction	As at March 31, 2024	Upto March 31, 2023	Charge for the year	Transfer to AVTL	Deduction	Upto March 31, 2024	As at March 31, 2024
Land	9,939.37	2,510.47	205.83	482.01	11,967.83	2,255.06	831.60	104.99	381.17	2,705.49	9,262.34
Total	9,939.37	2,510.47	205.83	482.01	11,967.83	2,255.06	831.60	104.99	381.17	2,705.49	9,262.34

Category of ROU asset	Gross Block				Accumulated depreciation					Net Block	
	As at April 01, 2022	Addition	Transfer to AVTL	Deduction	As at March 31, 2023	Upto March 31, 2022	Charge for the year	Transfer to AVTL	Deduction	Upto March 31, 2023	As at March 31, 2023
Land	33,488.06	1,573.94	-	25,122.63	9,939.37	4,435.80	898.36	-	3,079.10	2,255.06	7,684.31
Total	33,488.06	1,573.94	-	25,122.63	9,939.37	4,435.80	898.36	-	3,079.10	2,255.06	7,684.31

The aggregate depreciation expenses on ROU assets of Rs. 648.89 lakh (Previous year Rs. 813.72 lakh) is included under depreciation and amortisation expenses in the Statement of Profit and Loss and Rs. 182.70 lakh (Previous year Rs. 84.64 lakh) is included in CWIP

Table showing contractual maturities of lease liabilities on an undiscounted basis:

Sr. No.	Particulars	As at March 31, 2024	As at March 31, 2023
a.	Less than One year	1,410.69	1,201.33
b.	One to Five years	5,737.59	6,264.09
c.	More than Five years	11,406.33	7,428.85
Total		18,554.61	14,894.27

Note 44

Segment Information

Information reported to the chief operating decision maker (CODM) for the purpose of resource allocation and assessment of segment performance focuses on the types of goods and services delivered or provided. The directors of the Company have chosen to organise the segments around differences in products and services. No operating segments have been aggregated in arriving at the reportable segments of the Company.

Specifically, the Company's reportable segments under Ind AS 108 are as follows:

- Liquid Terminal Division undertakes storage & terminalling facility of Oil & Chemical products.
- Gas Terminal Division relates to imports, storage & distribution of Petroleum products viz. LPG, Propane etc.

Geographical information:

In view of the fact that customers of the Company are mostly located in India and there being no other significant revenue from customers outside India, there is no reportable geographical information.

Information about the Company's business segments (Primary Segments) is given below:

(All amounts are in Rs. lakh, unless stated otherwise)

	Liquid Terminal Division	Gas Terminal Division	Total
Revenue from Operations	15,126.32	2,82,908.74	2,98,035.05
	13,664.51	2,93,848.18	3,07,512.69

(All amounts are in Rs. lakh, unless stated otherwise)

	Liquid Terminal Division	Gas Terminal Division	Total
Segment Results	7,621.41	30,046.74	37,668.15
	<i>7,096.66</i>	<i>29,382.01</i>	<i>36,478.67</i>
Add : Interest Income			10,265.33
			<i>7,754.08</i>
Less : (1) Interest Expenses			1,004.40
			<i>1,662.12</i>
(2) Other unallocable expenditure (net)			(5,394.09)
			<i>(60,575.86)</i>
Profit before Tax			52,323.17
			<i>1,03,146.49</i>
Less : Taxation			11,139.71
			<i>21,414.82</i>
Profit after Tax			41,183.46
			<i>81,731.67</i>
Segment Assets	43,303.93	63,027.13	1,06,331.06
	<i>43,207.78</i>	<i>60,331.56</i>	<i>1,03,539.34</i>
Other unallocable assets			2,04,205.83
			<i>1,61,244.40</i>
Total Assets			3,10,536.89
			<i>2,64,783.75</i>
Segment Liabilities	4,040.12	49,785.19	53,825.32
	<i>4,030.54</i>	<i>30,222.68</i>	<i>34,253.22</i>
Other unallocable liabilities			9,495.70
			<i>11,513.44</i>
Total Liabilities			63,321.02
			<i>45,766.66</i>
Segment Capital Expenditure	566.27	20,542.91	21,109.18
	<i>2,004.78</i>	<i>9,542.67</i>	<i>11,547.44</i>
Other unallocable Capital Expenditure			578.20
			<i>50.38</i>
Total Capital expenditure			21,687.38
			<i>11,597.82</i>
Depreciation	429.50	1,132.60	1,562.10
	<i>1,011.46</i>	<i>1,251.51</i>	<i>2,262.97</i>
Other unallocable Depreciation			227.38
			<i>196.23</i>
Total Depreciation			1,789.48
			<i>2,459.20</i>

Notes:

- 1) Figures in italics represent those of the previous year.
- 2) Single Customer who contributed 10% or more of the revenue for the year - Customer 1- 13.64% (Previous Year -Customer 1-17.47%)

Note 45

Employee Benefits

Defined contribution plan

The Company makes provident fund and pension fund contributions to defined contribution retirement benefit plans for eligible employees. Under the schemes, the Company is required to contribute a specified percentage / fixed amount of the payroll costs to fund the benefits. The contributions as specified under the law are paid to the provident fund set up by the government authority. The Company's contribution to the provident and pension fund is Rs. 328.84 lakh (Previous year Rs. 312.40 lakh)

Defined benefit plan - Gratuity

The Company makes annual contributions to the Employees' Group Gratuity-cum-Life Assurance Scheme of the Life Insurance Corporation of India, a funded defined benefit plan for eligible employees. The scheme provides payment to vested employees at retirement, death or on resignation/termination of employment of an amount equivalent to 15 days salary for each completed year of service or part thereof in excess of six months. Vesting occurs upon completion of five years of service.

The present value of the defined benefit plans and the related current service cost were measured using the Projected Unit Credit Method, with actuarial valuations being carried out at each balance sheet date.

The following table sets out funded status of the gratuity plan and the amounts recognised in the Statement of Profit and Loss.

(All amounts are in Rs. lakh, unless stated otherwise)

Particulars	For the year ended March 31, 2024	For the year ended March 31, 2023
Present value of funded obligations	1,031.39	903.85
Fair Value of plan assets	(92.96)	(97.77)
Net liabilities are analysed as:		
Assets	-	-
Liabilities	938.43	806.08
Of the above net deficit:		
Current	494.41	436.87
Non-current	444.04	369.22

Fair value of the plan assets and present value of the defined benefit liabilities

The amount included in the Balance sheet arising from the Company's obligations and plan assets in respect of its defined benefit schemes is as follows:

(All amounts are in Rs. lakh, unless stated otherwise)

Particulars	For the year ended March 31, 2024	For the year ended March 31, 2023
Movement in defined benefit obligations:		
At the beginning of the year	903.85	1,147.49
Current service cost	59.69	57.58
Interest cost	46.46	47.81
Remeasurements :		
(Gain)/ Loss from change in financial assumptions	4.40	(25.15)
Experience adjustments	77.11	16.21
Benefits paid	(60.12)	(42.23)
Liabilities assumed/settled	-	(297.86)
At the end of the year	1,031.39	903.85

Particulars	For the year ended March 31, 2024	For the year ended March 31, 2023
Movement in fair value of plan assets:		
At the beginning of the year	97.77	71.79
Interest income	7.13	4.63
Remeasurements :		
Return on plan assets	(0.68)	(1.70)
Employer contributions	48.86	65.28
Benefits paid	(60.12)	(42.23)
At the end of the year	92.96	97.77

The components of defined benefit plan cost are as follows:

(All amounts are in Rs. lakh, unless stated otherwise)

Particulars	For the year ended March 31, 2024	For the year ended March 31, 2023
Recognised in Income Statement		
Current service cost	59.69	57.58
Interest cost	39.33	43.18
Total	99.02	100.76
Recognised in Other Comprehensive Income		
Remeasurement of net defined benefit liability/(asset)	82.22	(7.24)

The principal actuarial assumptions used for estimating the Company's benefit obligations are set out below (on a weighted average basis):

Particulars	As at March 31, 2024	As at March 31, 2023
Rate of increase in salaries	6.00%	6.00%
Discount rate	7.15%	7.30%
Rates of leaving services	14% to 19%	14% to 19%
Mortality Table	IALM (2012-14) Ult	IALM (2012-14) Ult

Notes:

1. Discount rate

The discount rate is based on the prevailing market yields of Indian government securities for the estimated term of the obligations.

2. Salary escalation rate

The estimates of future salary increases considered takes into account the inflation, seniority, promotion and other relevant factors.

3. Assumptions regarding future mortality experience are set in accordance with the statistics published by the Life Insurance Corporation of India.

Sensitivity of the defined benefit obligation :

(All amounts are in Rs. lakh, unless stated otherwise)

Particulars	Change in Assumption	Effect of Gratuity Obligation (Liability)	
		As at March 31, 2024	As at March 31, 2023
Discount rate	Minus 50 basis points	15.22	14.56
Discount rate	Plus 50 basis points	(14.44)	(13.91)
Rate of increase in salaries	Minus 50 basis points	(14.66)	(14.14)
Rate of increase in salaries	Plus 50 basis points	15.32	14.67

The above sensitivity analyses have been calculated to show the movement in defined benefit obligation in isolation and assuming there are no other changes in market conditions at the reporting date. In practice, generally it does not occur. When we change one variable, it affects to others. In calculating the sensitivity, project unit credit method at the end of the reporting period has been applied.

The weighted average duration of the defined benefit obligation is 2.81 years.

The Company makes payment of liabilities from its cash balances whenever liability arises.

Expected contribution to post employment benefit plans for the year ending March 31, 2025 is Rs. 50 lakh.

Note 46**Capital Management**

The Company manages its capital to ensure that the Company will be able to continue as going concern while maximising the return to stakeholders through the optimisation of the debt and equity balance.

For the purpose of the Company's capital management, capital includes issued capital and other equity reserves. The primary objective of the Company's Capital Management is to maximise shareholders value. The Company manages its capital structure and makes adjustments in the light of changes in economic environment and the requirements of the financial covenants.

The Company monitors capital using Adjusted net debt to equity ratio. For this purpose, adjusted net debt is defined as total debt less cash and bank balances.

(All amounts are in Rs. lakh, unless stated otherwise)

Particulars	As at March 31, 2024	As at March 31, 2023
Borrowings (long-term and short-term borrowings including current maturities)	8,966.55	1,707.20
Gross debt	8,966.55	1,707.20
Less - Cash and cash equivalents	(36,997.37)	(3,014.15)
Less - Other bank deposits	(57,188.42)	(40,053.48)
Adjusted net debt	-	-
Total equity	2,38,249.32	2,17,309.89
Adjusted net debt to equity ratio	-	-

Net debt to equity ratio is not calculated as the Equity/ adjusted net debt is negative.

In order to achieve this overall objective, the Company's capital management, amongst other things, aims to ensure that it meets financial covenants attached to the interest bearing loans and borrowings that define capital structure requirements. Breaches in financial covenants would permit the bank to immediately call loans and borrowings.

Note 47**Financial instruments**

Set out below, is a comparison by class of the carrying amounts and fair value of the Company's financial instruments, other than those with carrying amounts that are reasonable approximations of fair values:

A. Accounting classification and fair values

(All amounts are in Rs. lakh, unless stated otherwise)

As at March 31, 2024	Carrying amount			Fair value			
	FVTPL	Amortised Cost	Total	Level 1	Level 2	Level 3	Total
Financial assets *							
Cash and cash equivalents	-	36,997.37	36,997.37	-	-	-	-
Non-current investments	0.51	-	0.51	-	0.51	-	0.51
Loans	-	73,879.84	73,879.84	-	-	-	-
Investments	19,398.12	-	19,398.12	19,398.12	-	-	19,398.12
Trade receivables	-	15,811.62	15,811.62	-	-	-	-
Other Non-current financial asset	-	643.33	643.33	-	-	-	-
Other bank balances	-	57,188.42	57,188.42	-	-	-	-
Financial assets on account of derivatives	6,744.77	-	6,744.77	-	6,744.77	-	6,744.77
Other current financial asset	-	2,752.85	2,752.85	-	-	-	-
Total	26,143.40	1,87,273.43	2,13,416.83	19,398.12	6,745.28	-	26,143.40
Financial liabilities							
Borrowings	-	8,966.55	8,966.55	-	-	-	-
Trade payables	-	18,048.38	18,048.38	-	-	-	-
Other Non-current financial liabilities	-	626.72	626.72	-	-	-	-
Financial liabilities on account of derivatives	-	-	-	-	-	-	-
Lease Liability Non-current	-	9,897.94	9,897.94	-	-	-	-
Lease Liability current	-	1,410.69	1,410.69	-	-	-	-
Other Current financial liabilities	-	5,312.55	5,312.55	-	-	-	-
Total	-	44,262.83	44,262.83	-	-	-	-

(All amounts are in Rs. lakh, unless stated otherwise)

As at March 31, 2023	Carrying amount			Fair value			
	FVTPL	Amortised Cost	Total	Level 1	Level 2	Level 3	Total
Financial assets *							
Cash and cash equivalents	-	3,014.15	3,014.15	-	-	-	-
Non-current investments	0.51	-	0.51	-	0.51	-	0.51
Loans	-	76,727.03	76,727.03	-	-	-	-
Investments	20,432.65	-	20,432.65	20,432.65	-	-	20,432.65
Trade receivables	-	21,043.22	21,043.22	-	-	-	-
Other Non-current financial asset	-	643.99	643.99	-	-	-	-
Other Bank balances	-	40,053.48	40,053.48	-	-	-	-
Financial assets on account of derivatives	11,416.54	-	11,416.54	-	11,416.54	-	11,416.54
Other Current financial asset	-	2,848.96	2,848.96	-	-	-	-
Total	31,849.70	1,44,330.83	1,76,180.53	20,432.65	11,417.05	-	31,849.70

(All amounts are in Rs. lakh, unless stated otherwise)

As at March 31, 2023	Carrying amount			Fair value			
	FVTPL	Amortised Cost	Total	Level 1	Level 2	Level 3	Total
Financial liabilities							
Borrowings	-	1,707.20	1,707.20	-	-	-	-
Trade payables	-	21,328.19	21,328.19	-	-	-	-
Other Non-current financial liabilities	-	642.38	642.38	-	-	-	-
Lease Liability Non-current	-	8,281.30	8,281.30	-	-	-	-
Lease Liability current	-	1,201.33	1,201.33	-	-	-	-
Other Current financial liabilities	-	1,325.25	1,325.25	-	-	-	-
Total	-	34,485.65	34,485.65	-	-	-	-

* The above excludes investment in subsidiaries which have been carried at cost Rs. 3,723.71 lakh (Previous year Rs. 3,725.51 lakh)

B. Measurement of fair values

The following table gives information about how the fair value of the above financial assets and liabilities measured as such are determined:

Financial instruments measured at fair value

Type	Valuation technique and key inputs
Non-current investments - others	The fair value is determined using rates available from the portfolio managers
Financial assets/ liabilities on account of derivatives	Fair value is determined using the quotes obtained from the banks or as per valuation report.
Investments - Mutual funds	Based on NAV declared by the fund.

C. Financial risk management

The Company has exposure to the following risks arising from financial instruments:

- Credit risk ;
- Liquidity risk ; and
- Market risk (including currency risk and interest rate risk)

i) Risk management framework

The Company has established the Risk Management Committee, which is responsible for developing and monitoring the Company's risk management policies. The committee reports to the board of directors on its activities.

The Company's risk management policies are established to identify and analyse the risks faced by the Company, to set appropriate risk limits and controls and to monitor risks and adherence to limits. Risk management policies and systems are reviewed regularly to reflect changes in market conditions and the Company's activities. The Company, through its training and management standards and procedures, aims to maintain a disciplined and constructive control environment in which all employees understand their roles and obligations.

ii) Credit risk

Credit risk is the risk of financial loss to the Company if a customer or counterparty to a financial instrument fails to meet its contractual obligations, and arises principally from the Company's receivables from customers.

The carrying amount of following financial assets represents the maximum credit exposure.

Trade and other receivables

The Company's exposure to credit risk is influenced mainly by the individual characteristics of each customer. However, management also considers the factors that may influence the credit risk of its customer base, including the default risk of the industry and country in which customers operate.

The average credit period on sale of goods and for rendering of services ranges from 30 days to 90 days. No interest is charged on trade receivables which are overdue. The Company has a credit management policy for customer onboarding, evaluation, credit assessment and setting up of credit limits.

Credit risk on its receivables is recognised on the statement of financial position at the carrying amount of those receivable assets, net of any provisions for doubtful debts. Receivable balances are monitored on a monthly basis with the result that the Company's exposure to bad debts is not considered to be material. The Company reviews the recoverable amount of each individual trade debt at the end of the reporting period to ensure that adequate impairment losses are made for irrecoverable amounts.

Impairment

The ageing of trade and other receivables that were not impaired was as follows:

(All amounts are in Rs. lakh, unless stated otherwise)

Particulars	March 31, 2024	March 31, 2023
Not past due	11,082.17	16,055.91
Past due 1–180 days	1,826.59	2,249.52
More than 180 days	2,902.86	2,737.79
Carrying amount of receivables	15,811.62	21,043.22

Management believes that the unimpaired amounts that are past due by more than 180 days are collectible in full, based on historical payment behaviour and extensive analysis of customer credit risk, including underlying customers' credit ratings wherever available.

iii) Liquidity risk

Liquidity risk is the risk that the Company will encounter difficulty in meeting the obligations associated with its financial liabilities that are settled by delivering cash or another financial asset. The Company's approach to managing liquidity is to ensure, as far as possible, that it will have sufficient liquidity to meet its liabilities when they are due, under both normal and stressed conditions, without incurring unacceptable losses or risking damage to the Company's reputation.

Ultimate responsibility for liquidity risk rest with the management, which has established an appropriate liquidity risk framework for the management of the Company's short term, medium-term and long term funding and liquidity management requirements. The Company manages liquidity risk by maintaining adequate reserves, banking facilities and reserve borrowing facilities, by continuously monitoring forecast and actual cash flows, and by matching the maturity profiles of financial assets and liabilities.

The Company has undrawn lines of credit of Rs. 42,999 lakh as of March 31, 2024 (Rs. 54,110 lakh as of March 31, 2023), from its bankers for working capital requirements. The Company has the right to draw upon these lines of credit based on its requirement and terms of draw down.

Exposure to liquidity risk

The following table details the Company's remaining contractual maturity for its financial liabilities. The table has been drawn up to reflect the undiscounted cash flows of financial liabilities based on the earliest date on which the Company can be required to pay.

The following are the remaining contractual maturities of financial liabilities at the reporting date. The amounts are gross and undiscounted, and include estimated interest payments and exclude the impact of netting agreements.

(All amounts are in Rs. lakh, unless stated otherwise)

As at March 31, 2024	Contractual cash flows					
	Carrying amount	Total	0-1 year	1-2 years	2-5 years	More than 5 years
Financial Assets:						
Cash and cash equivalents	36,997.37	36,997.37	36,997.37	-	-	-
Investments	19,398.12	19,398.12	19,398.12	-	-	-
Loans	73,879.84	73,879.84	-	-	73,838.25	41.59
Trade receivables	15,811.62	15,811.62	15,811.62	-	-	-
Other Non-current financial asset	643.33	643.33	-	-	-	643.33
Other bank balances	57,188.42	57,188.42	57,188.42	-	-	-
Other current financial asset	2,752.85	2,752.85	2,752.85	-	-	-
Total	2,06,671.55	2,06,671.55	1,32,148.38	-	73,838.25	684.92
Non-derivative financial liabilities						
Interest bearing						
Borrowings	8,966.55	8,966.55	8,966.55	-	-	-
Interest accrued but not due on borrowings	71.78	71.78	71.78	-	-	-
Sub total	9,038.33	9,038.33	9,038.33	-	-	-
Non interest bearing						
Trade payables	18,048.38	18,048.38	18,048.38	-	-	-
Other non-current financial liabilities	626.72	626.72	-	-	-	626.72
Lease liability Non current	9,897.94	9,897.94	-	1,465.15	4,248.00	4,184.79
Lease liability current	1,410.69	1,410.69	1,410.69	-	-	-
Other current financial liabilities	5,240.77	5,240.77	5,240.77	-	-	-
Sub total	35,224.50	35,224.50	24,699.84	1,465.15	4,248.00	4,811.51
Total	44,262.83	44,262.83	33,738.17	1,465.15	4,248.00	4,811.51
As at March 31, 2023						
Financial Assets:						
Cash and cash equivalents	3,014.15	3,014.15	3,014.15	-	-	-
Investments	20,432.65	20,432.65	20,432.65	-	-	-
Loans	76,727.03	76,727.03	-	76,688.25	-	38.78
Trade receivables	21,043.22	21,043.22	21,043.22	-	-	-
Other Non-current financial asset	643.99	643.99	-	-	-	643.99
Other Bank balances	40,053.48	40,053.48	40,053.48	-	-	-
Other Current financial asset	2,848.96	2,848.96	2,848.96	-	-	-
Total	1,64,763.48	1,64,763.48	87,392.46	76,688.25	-	682.77
Non-derivative financial liabilities						
Interest bearing						
Borrowings	1,707.20	1,707.20	1,707.20	-	-	-
Interest accrued but not due on borrowings	-	-	-	-	-	-
Sub total	1,707.20	1,707.20	1,707.20	-	-	-

As at March 31, 2023	Contractual cash flows					
	Carrying amount	Total	0-1 year	1-2 years	2-5 years	More than 5 years
Non interest bearing						
Trade payables	21,328.19	21,328.19	21,328.19	-	-	-
Other non-current financial liabilities	642.38	642.38	-	-	-	642.38
Lease liability Non current	8,281.30	8,281.30	-	1,250.25	3,944.05	3,087.00
Lease Liability current	1,201.33	1,201.33	1,201.33	-	-	-
Other current financial liabilities	1,325.25	1,325.25	1,325.25	-	-	-
Sub total	32,778.45	32,778.45	23,854.77	1,250.25	3,944.05	3,729.38
Total	34,485.65	34,485.65	25,561.97	1,250.25	3,944.05	3,729.38

The gross inflows/outflows disclosed in the above table represent the contractual undiscounted cash flows relating to financial liabilities held for risk management purposes and which are not usually closed out before contractual maturity.

iv) Market risk

The Company's activities expose it primarily to the financial risks of changes in foreign currency exchange rates and interest rates. The Company has entered into derivative financial instruments to manage its exposure in foreign currency risk.

iv) (a) Currency risk

The Company undertakes transactions denominated in foreign currencies; consequently, exposure to exchange rate fluctuations arise. The Company is exposed to currency risk significantly on account of its trade payables, borrowings and other payables denominated in foreign currency. The functional currency of the Company is Indian Rupee. The Company currently hedge its foreign currency risk by taking foreign exchange forward contracts.

Exposure to currency risk

Company's exposure to currency risk is as under:

(All amounts are in Rs. lakh, unless stated otherwise)

Particulars	As at	As at
	March 31, 2024	March 31, 2023
Financial liabilities		
Trade payables (Rs.)	13,110.28	18,870.90
Borrowings (Rs.)	-	751.40
	13,110.28	19,622.30
Trade payables (US\$)	157.18	229.64
Borrowings (US\$)	-	9.14
	157.18	238.79
Less: Forward cover taken against above exposure	(40.00)	(238.79)
Exposure to currency risk	117.18	-
Sensitivity analysis		

The Company is exposed to the currencies as mentioned above. The following table details the Company's sensitivity to a 5% increase and decrease in the against the relevant foreign currencies. 5% is the sensitivity rate used when reporting foreign currency risk internally to key management personnel and represents management's assessment of the reasonably possible change in foreign exchange rates. The sensitivity analysis includes only outstanding foreign currency denominated monetary items and adjusts their translation at the period end for a 5% change in foreign currency rates. A reasonably possible strengthening (weakening) of the Indian Rupee against other currencies at March 31 would have affected the measurement of financial instruments denominated in US dollars and affected equity and profit or loss by the amounts shown below. This analysis assumes that all other variables, in particular interest rates, remain constant and ignores any impact of forecast sales and purchases.

Effect in Rs.	(Profit) or loss	
	Strengthening	Weakening
5% movement		
March 31, 2024	(488.70)	488.70
March 31, 2023	-	-

iv) (b) Interest rate risk

The Company is exposed to interest rate risk because company borrow funds at both fixed and floating interest rates. The risk is managed by the Company by maintaining an appropriate mix between fixed and floating rate of borrowings.

Exposure to interest rate risk

The Company's exposures to interest rates on financial assets and financial liabilities are detailed in the liquidity risk management section of this note.

(All amounts are in Rs. lakh, unless stated otherwise)

Particulars	As at	As at
	March 31, 2024	March 31, 2023
Fixed-rate instruments		
Financial assets	90,368.62	39,799.77
Financial liabilities	(5,466.55)	(948.30)
	84,902.07	38,851.47
Variable-rate instruments		
Financial assets	-	-
Financial liabilities	(3,500.00)	(758.90)
Total	81,402.07	38,092.57

Fair value sensitivity analysis for Fixed-rate instruments

The Company is exposed to fair value interest rate risk in relation to fixed-rate loan borrowings.

A reasonably possible change of 100 basis points in interest rates at the reporting date would have increased (decreased) equity and profit or loss by the amounts shown below. This analysis assumes that all other variables, in particular foreign currency exchange rates, remain constant.

Fair value sensitivity (net)- Rs.	(Profit) or Loss		Equity	
	100 bp increase	100 bp decrease	100 bp increase	100 bp decrease
Fixed rate instruments				
March 31, 2024	(849.02)	849.02	(849.02)	849.02
March 31, 2023	(388.51)	388.51	(388.51)	388.51

Note 48**Taxation:**

(All amounts are in Rs. lakh, unless stated otherwise)

Particulars	Year ended March 31, 2024	Year ended March 31, 2023
Current tax	13,211.32	22,285.87
Adjustments in respect of earlier year	(68.78)	(321.74)
Deferred tax	(2,002.83)	(549.31)
Total income tax expenses recognised in the current year	11,139.71	21,414.82
Income tax expense recognised in other comprehensive income	(20.69)	1.82
Income tax expense for the year reconciled to the accounting profit:		
Profit before tax	52,323.17	1,03,146.49
Income tax rate	25.17%	25.17%
Income tax expense	13,168.70	25,959.91
Tax Effect of:		
Effect of income that is exempt from tax	(1,189.51)	(2,281.87)
Effect of expenses that are not deductible in determining taxable profits	128.52	136.33
Effect of income taxable at lower rate	(724.57)	(1,463.42)
Adjustment in respect of earlier years (net)	(69.47)	(321.74)
Adjustment in respect of brought forward losses	-	(394.66)
Deferred tax impact mainly in respect of fair valuation gain on freehold land, etc	(194.65)	(217.91)
Deferred tax asset on actuarial losses	20.69	(1.82)
Income tax expense recognised in profit and loss	11,139.71	21,414.82

For the year ended March 31, 2024

Deferred tax asset / (liability)	Opening balance	Recognised in			Closing balance
		Statement of profit or loss (Expense)/ Income	in respect of earlier year	OCI	
Fiscal allowance on fixed assets	(1,380.79)	591.85	-	-	(788.94)
Fiscal allowance on expenditure, etc.	365.26	(0.13)	-	-	365.13
Fair valuation gain on freehold land	(3,008.13)	194.65	-	-	(2,813.48)
Others*	(2,752.49)	1,216.46	-	-	(1,536.03)
Remeasurement of defined benefit obligations	32.18	-	-	20.69	52.87
Total	(6,743.97)	2,002.83	-	20.69	- (4,720.45)

For the year ended March 31, 2023

Deferred tax asset / (liability)	Opening balance	Recognised in				Closing balance
		Statement of profit or loss (Expense)/ Income	in respect of earlier year	OCI	Equity	
Fiscal allowance on fixed assets	(4,618.77)	3,237.98	-	-	-	(1,380.79)
Fiscal allowance on expenditure, etc.	425.06	(59.80)	-	-	-	365.26
Fair valuation gain on freehold land	(3,226.04)	217.91	-	-	-	(3,008.13)
Others*	94.29	(2,846.78)	-	-	-	(2,752.49)
Remeasurement of defined benefit obligations	34.00	-	-	(1.82)	-	32.18
Total	(7,291.46)	549.31	-	(1.82)	-	(6,743.97)

* Includes fair valuation gain / loss on investments and derivatives, finance income / cost on loans given / dealer deposit, etc.

Note 49**Disclosures of loan given to subsidiary companies:**

Name of the subsidiary	Amount outstanding		Max. Amount Outstanding	
	As at March 31, 2024	As at March 31, 2023	As at March 31, 2024	As at March 31, 2023
Aegis Vopak Terminals Limited	73,838.25	86,498.25	77,438.25	1,13,189.25
Eastern India LPG Company Private Limited	41.59	38.78	41.59	38.78

These loans have been granted by the Company as holding company for working capital needs/ corporate purpose of these subsidiaries. Refer note no. 38 for details of guarantees given in respect of subsidiaries.

Note 50**Disclosure of loans or advances in the nature of loans are granted to promoters, directors, KMPs and the related parties**

Type of Borrower	As at March 31, 2024		As at March 31, 2023	
	Amount outstanding	% of Total	Amount outstanding	% of Total
Promoters	-	0%	-	0%
Directors	-	0%	-	0%
KMPs	-	0%	-	0%
Related Parties	73,879.84	100%	76,727.03	100%
Total	73,879.84	100%	76,727.03	100%

Note 51

A Share Purchase Agreement (“SPA”) dated June 09, 2023 has been entered into between Aegis logistics Limited (ALL), ALL’s subsidiary Aegis Vopak Terminals Limited (“AVTL”), Vopak India B.V. (“Vopak”) for the transfer of 13% shares held by Company in AVTL to Vopak i.e 13,000 (Thirteen thousand) CCPS for an aggregate consideration of Rs. 585,000,000 (Indian Rupees Five Hundred and Eighty Five Million only). Accordingly, the Company has transferred 13% of its shareholding of AVTL to Vopak on June 16, 2023 as per the terms and conditions of SPA.

Note 52

The Company has entered into Business Transfer Agreement (“BTA”) with Aegis Vopak Terminals Limited (“AVTL”) for the transfer of Pipavav LPG storage business.

Accordingly, the company has recognised profit of Rs. 331.46 lakh in respect of the said business transfers which is included under other income in these financial statements.

Particulars	Amount (Rs. in lakh)
Non current assets	
Property, plant and equipment	3,765.05
Current assets	
Inventories	15.24
Financial assets - Trade receivables	726.97
Other current assets	534.38
Non current liabilities	
Lease liability	(196.51)
Current liabilities	
Financial liabilities - Trade payables	(38.64)
Net assets transferred	4,806.49

Note 53**Other Statutory Information**

- (i) There are no balances outstanding with struck off companies as per section 248 of the Companies Act, 2013.
- (ii) The Company has not advanced or loaned or invested funds to any other person(s) or entity(ies), including foreign entities (Intermediaries) with the understanding that the Intermediary shall:
 - (a) Directly or indirectly lend or invest in other persons or entities identified in any manner whatsoever by or on behalf of the company (Ultimate Beneficiaries) or
 - (b) Provide any guarantee, security or the like to or on behalf of the Ultimate Beneficiaries.
- (iii) The Company has not received any fund from any person(s) or entity(ies), including foreign entities (Funding Party) with the understanding (whether recorded in writing or otherwise) that the Company shall:
 - (a) Directly or indirectly lend or invest in other persons or entities identified in any manner whatsoever by or on behalf of the Funding Party (Ultimate Beneficiaries) or
 - (b) Provide any guarantee, security or the like on behalf of the Ultimate Beneficiaries.
- (iv) The Company has not any such transaction which is not recorded in the books of account that has been surrendered or disclosed as income during the year in the tax assessments under the Income-tax Act, 1961.

- (v) There are no proceedings initiated or pending against the Company for holding any benami property under the Benami Transactions (Prohibition) Act, 1988 and rules made thereunder.
- (vi) The quarterly returns / statements including updations thereto, if any, filed during the year with banks or financial institutions in relation to working capital loans are in agreement with the books of account.
- (vii) No bank, financial institution or other lender has declared the Company as a wilful defaulter.

Note 54

The Company has declared and paid :-

- a) Final dividend of 125% i.e. Rs. 1.25 per share of face value of Re. 1 each to the shareholders of the Company as on record date July 28, 2023.
- b) 1st Interim dividend of 250% i.e. Rs. 2.50 per share of face value of Re. 1 each for the financial year 2023-24 to the shareholders of the Company as on record date August 03, 2023.
- c) 2nd interim dividend of 200% i.e. Rs. 2 per share of face value of Re. 1 each for the financial year 2023-24 to the shareholders of the Company as on record date February 23, 2024.
- d) During FY 2024-25 the Company has declared and paid Interim dividend of 125% i.e. Rs. 1.25 per share of face value of Re. 1 each to the shareholders of the Company as on record date April 22, 2024.

The Board of Directors of the Company has recommended a final dividend of Rs. 2 per equity share for the year ended March 31, 2024 (Previous Year Rs. 1.25 per equity share). The said dividend will be paid after the approval of shareholders at the Annual General Meeting.

Note 55

Approval of financial statements:

The financial statements were approved for issue by the Board of Directors on May 24, 2024.

For and on behalf of the Board of Directors

Raj K. Chandaria
Chairman & Managing Director
DIN : 00037518

Kanwaljit S. Nagpal
Director
DIN : 00012201

Monica T. Gandhi
Company Secretary

Murad M. Moledina
Chief Financial Officer
Place: Mumbai
Date: May 24, 2024

Sudhir O. Malhotra
Chief Executive Officer

INDEPENDENT AUDITOR'S REPORT

To the Members of **Aegis Logistics Limited**

Report on the Audit of the Consolidated Financial Statements

Opinion

We have audited the accompanying Consolidated Financial Statements of Aegis Logistics Limited ("the Holding Company") and its subsidiaries (the Holding Company and its subsidiaries together referred to as "the Group"), which comprise the Consolidated Balance Sheet as at 31st March 2024, the Consolidated Statement of Profit and Loss (including Other Comprehensive Income), the Consolidated Statement of Changes in Equity and the Consolidated Statement of Cash Flows for the year then ended and notes to the Consolidated Financial Statements, including a summary of material accounting policies and other explanatory information (hereinafter referred to as "the Consolidated Financial Statements").

In our opinion and to the best of our information and according to the explanations given to us, the aforesaid Consolidated Financial Statements give the information required by The Companies Act, 2013 ("the Act") in the manner so required and give a true and fair view in conformity with the Indian Accounting Standards prescribed under Section 133 of the Act read with the Companies (Indian Accounting Standards) Rules, 2015, as amended, ("Ind AS") and other accounting principles generally accepted in India of the state of affairs (financial position) of the Group as at 31st March 2024, the profit and total comprehensive income (financial performance), changes in equity and its cash flows for the year ended on that date.

Basis for Opinion

We conducted our audit of the Consolidated Financial Statements in accordance with the Standards on Auditing ("SAs") specified under section 143(10) of the Act. Our responsibilities under those Standards are further described in the Auditor's Responsibilities for the Audit of the Consolidated Financial Statements section of our report. We are independent of the Group in accordance with the Code of Ethics issued by The Institute of Chartered Accountants of India (ICAI) together with the ethical requirements that are relevant to our audit of Consolidated Financial Statements under the provisions of the Act and the Rules made thereunder and we have fulfilled our other ethical responsibilities in accordance with these requirements and the ICAI's Code of Ethics. We believe that the audit evidence we have obtained is sufficient and appropriate to provide a basis for our opinion on Consolidated Financial Statements.

Key Audit Matters

Key audit matters are those matters that, in our professional judgment, were of most significance in our audit of the Consolidated Financial Statements of the current period. These matters were addressed in the context of our audit of the Consolidated Financial Statements as a whole and in forming our opinion thereon and we do not provide a separate opinion on these matters.

We have determined the matters described below to be the key audit matters to be communicated in our report.

Sr. No.	Key Audit Matter	How the matter was addressed in the audit
1.	<p>Recoverability of Indirect Tax Receivables</p> <p>As at March 31, 2024, the Group has receivable of Rs. 331.25 Lakhs with respect to Cenvat Credit Recoverable or Refundable which are pending adjudication.</p>	<ul style="list-style-type: none"> ▪ Obtained details of the amounts outstanding and verified the same with the claims made with the authorities. ▪ Verified the current status of the outstanding amounts as at the year end. ▪ Obtained details of legal status of disputes, wherever applicable, from the management. ▪ We have analysed the submissions to authorities to review the nature of the amounts recoverable, the sustainability and the likelihood of recoverability upon final resolution.
2.	<p>Uncertain Tax Positions including Deferred Tax</p> <p>There are various complexities involved in recognition and measurement of deferred tax such as assessing the availability of future profits, ability of the respective entities in the Group to utilise unused tax credits including MAT credit, if any, in future etc.</p> <p>Further, uncertain tax positions including matters under dispute involve significant judgment to ascertain the possible outcome.</p> <p>On account of the complexities involved in significant judgment thereof, this is considered as a key audit matter.</p>	<ul style="list-style-type: none"> ▪ Obtained detailed breakup of the amount of tax provisions / payments for various years. ▪ Verified the same with the tax returns filed / assessments completed. ▪ Obtained details of completed assessments and appeals filed and verified the current status of these appeals including the management's expectation of the outcome of these disputes based on past years as well as rulings of various appellate authorities. ▪ Obtained and verified the working of deferred tax and its appropriateness. ▪ In the case of deferred tax asset in respect of unutilised tax credits obtained and verified the basis of the management's assertion as to the availability of profits to offset these credits. ▪ Verified the accuracy of the calculation of the tax provisions – both current and deferred tax.

Information Other than the Financial Statements and the Audit Report thereon

The Holding Company's Board of Directors is responsible for the Other Information. The Other Information comprises the information included in the Director's Report but does not include the Consolidated Financial Statements and our auditors' report thereon. The Director's Report is expected to be made available to us after the date of our audit report.

Our opinion on the Consolidated Financial Statements does not cover the Other Information and we do not and will not express any form of assurance conclusion thereon.

In connection with our audit of the Consolidated Financial Statements, our responsibility is to read the Other Information and, in doing so, consider whether the Other Information is materially inconsistent with the financial statements, or our knowledge obtained in the audit, or otherwise appears to be materially misstated.

If based on the work we have performed, we conclude that there is a material misstatement of this other information, we are required to report that fact. When we read the other information, if we conclude that there is a material misstatement therein, we are required to communicate the matter to those charged with governance.

Responsibilities of Management and Those Charged with Governance for the Consolidated Financial Statements

The Holding Company's management and Board of Directors are responsible for the matters stated in section 134(5) of the Act with respect to the preparation of these Consolidated Financial Statements that give a true and fair view of the financial position, financial performance, total Comprehensive Income, changes in equity and cash flows of the Group in accordance with the Ind AS and other accounting principles generally accepted in India including the Accounting Standards specified under section 133 of the Act. This responsibility also includes maintenance of adequate accounting records in accordance with the provisions of the Act for safeguarding of the assets of the Group and for preventing and detecting frauds and other irregularities; selection and application of appropriate accounting policies; making judgments and estimates that are reasonable and prudent; and design, implementation and maintenance of adequate internal financial controls, that were operating effectively for ensuring the accuracy and completeness of the accounting records, relevant to the preparation and presentation of the Consolidated Financial Statements that give a true and fair view and are free from material misstatement, whether due to fraud or error. In preparing the Consolidated Financial Statements, the Management and Board of Directors are responsible for assessing the Group's ability to continue as a going concern, disclosing, as applicable, matters related to going concern and using the going concern basis of accounting unless the management and Board of Directors either intends to liquidate the Group or to cease operations, or has no realistic alternative but to do so.

The Holding Company's management and Board of Directors are also responsible for overseeing the Group's financial reporting process.

Auditor's Responsibilities for the Audit of the Consolidated Financial Statements

Our objectives are to obtain reasonable assurance about whether the Consolidated Financial Statements as a whole are free from material misstatement, whether due to fraud or error and to issue an auditor's report that includes our opinion. Reasonable assurance is a high level of assurance but is not a guarantee that an audit conducted in accordance with SAs will always detect a material misstatement when it exists. Misstatements can arise from fraud or error and are considered material if, individually or in the aggregate, they could reasonably be expected to influence the economic decisions of users taken on the basis of these Consolidated Financial Statements.

As part of an audit in accordance with SAs, we exercise professional judgment and maintain professional scepticism throughout the audit. We also:

- Identify and assess the risks of material misstatement of the Consolidated Financial Statements, whether due to fraud or error, design and perform audit procedures responsive to those risks and obtain audit evidence that is sufficient and appropriate to provide a basis for our opinion. The risk of not detecting a material misstatement resulting from fraud is higher than for one resulting from error, as fraud may involve collusion, forgery, intentional omissions, misrepresentations or the override of internal control.
- Obtain an understanding of internal financial controls relevant to the audit in order to design audit procedures that are appropriate in the circumstances. Under section 143(3)(i) of The Companies Act, 2013, we are also responsible for expressing our opinion on whether there is adequate internal financial controls with reference to Consolidated Financial Statements in place and the operating effectiveness of such controls.
- Evaluate the appropriateness of accounting policies used and the reasonableness of accounting estimates and related disclosures made by management and Board of Directors.
- Conclude on the appropriateness of management's or Board of Director's use of the going concern basis of accounting and based on the audit evidence obtained, whether a material uncertainty exists

related to events or conditions that may cast significant doubt on the Group's ability to continue as a going concern. If we conclude that a material uncertainty exists, we are required to draw attention in our auditor's report to the related disclosures in the Consolidated Financial Statements or, if such disclosures are inadequate, to modify our opinion. Our conclusions are based on the audit evidence obtained up to the date of our auditor's report. However, future events or conditions may cause the Group to cease to continue as a going concern.

- Evaluate the overall presentation, structure and content of the Consolidated Financial Statements, including the disclosures and whether the Consolidated Financial Statements represent the underlying transactions and events in a manner that achieves fair presentation.
- Obtain sufficient appropriate audit evidence regarding the financial information of the entities or business activities within the Group of which we are the independent auditors and whose financial information we have audited, to express an opinion on the Consolidated Financial Statements. We are responsible for the direction, supervision and performance of the audit of the financial statements of such entities included in the Consolidated Financial Statements of which we are the independent auditors. For the other entities included in the Consolidated Financial Statements, which have been audited by other auditors, such other auditors remain responsible for the direction, supervision and performance of the audits carried out by them. We remain solely responsible for our audit opinion. Our responsibilities in this regard are further described in the section titled 'Other Matter' in this audit report.

Materiality is the magnitude of misstatements in the Consolidated Financial Statements that, individually or in aggregate, makes it probable that the economic decisions of a reasonably knowledgeable user of the Consolidated Financial Statements may be influenced. We consider quantitative materiality and qualitative factors in (i) planning the scope of our audit work and in evaluating the results of our work; and (ii) to evaluate the effect of any identified misstatements in the Consolidated Financial Statements.

We communicate with those charged with governance regarding, among other matters, the planned scope and timing of the audit and significant audit findings, including any significant deficiencies in internal control that we identify during our audit.

We also provide those charged with governance with a statement that we have complied with relevant ethical requirements regarding independence and to communicate with them all relationships and other matters that may reasonably be thought to bear on our independence and where applicable, related safeguards.

From the matters communicated with those charged with governance, we determine those matters that were of most significance in the audit of the Consolidated Financial Statements of the current period and are therefore the key audit matters.

We describe these matters in our auditor's report unless law or regulation precludes public disclosure about the matter or when, in extremely rare circumstances, we determine that a matter should not be communicated in our report because the adverse consequences of doing so would reasonably be expected to outweigh the public interest benefits of such communication.

Other Matter

We did not audit the Financial Statements of Five Subsidiaries, whose Financial Statements reflect total assets of Rs. 2,62,477 Lakhs as at 31st March 2024, total revenues of Rs. 72,846 Lakhs for the year ended 31st March 2024 and net cash outflow amounting to Rs. 22,004 Lakhs for the year ended on that date, as considered in the Consolidated Financial Statements. The consolidated financial statements also include the Group's share of Net Profit of Rs. 27,914 Lakhs and Total Comprehensive Income of Rs. 27,933 Lakhs for the year ended 31st March 2024 as considered in the consolidated financial statements, in respect of Five Subsidiaries, whose financial statements have not been audited by us. These Financial Statements have been audited by other auditors whose reports have been furnished to us by the Management

and our opinion on the Consolidated Financial Statements, in so far as it relates to the amounts and disclosures included in respect of these subsidiaries and our report in terms of sub-section (3) of Section 143 of the Act, in so far as it relates to the aforesaid subsidiaries is based solely on the reports of the other auditors.

Our opinion on the Consolidated Financial Statements, and our report on Other Legal and Regulatory Requirements below is not modified in respect of the above matters with respect to our reliance on the work done and the reports of the other auditors.

Report on Other Legal and Regulatory Requirements

1. As required by Section 143(3) of the Act, based on our audit and on the consideration of reports of the other auditors on separate financial statements and the other financial information of subsidiaries, as noted in the 'Other Matter' paragraph we report, to the extent applicable, that:
 - (a) We have sought and obtained all the information and explanations which to the best of our knowledge and belief were necessary for the purposes of our audit of the aforesaid Consolidated Financial Statements;
 - (b) In our opinion, proper books of account as required by law relating to preparation of the aforesaid Consolidated Financial Statements have been kept so far as it appears from our examination of those books and reports of the other auditors (Also refer our comments in para 1(h)(vi));
 - (c) The Consolidated Balance Sheet, the Consolidated Statement of Profit and Loss (including Other Comprehensive Income), the Consolidated Cash Flow Statement and the Consolidated Statement of Changes in Equity dealt with by this Report are in agreement with the relevant books of account maintained for the purpose of preparation of the Consolidated Financial Statements.
 - (d) In our opinion, the aforesaid Consolidated Financial Statements comply with the Indian Accounting Standards specified under section 133 of the Act, read with Rule 7 of the Companies (Accounts) Rules, 2014;
 - (e) On the basis of the written representations received from the directors as on 31st March 2024 taken on record by the Board of Directors, none of the directors are disqualified as on 31st March 2024 from being appointed as a director in terms of Section 164(2) of the Act.
 - (f) With respect to the adequacy of the internal financial controls with reference to Consolidated Financial Statements of the Group and the operating effectiveness of such controls, refer to our separate Report in **"Annexure A"**.
 - (g) With respect to the other matters to be included in the Auditor's Report in accordance with the requirements of section 197(16) of the Act, as amended:

In our opinion and to the best of our information and according to the explanations given to us and based on the consideration of auditors' reports Group has paid/provided managerial remuneration in accordance with the requisite approvals mandated by the provisions of section 197 read with Schedule V to the Companies Act, 2013.
 - (h) With respect to the other matters to be included in the Auditor's Report in accordance with Rule 11 of the Companies (Audit and Auditors) Rules, 2014, as amended, in our opinion and to the best of our information and according to the explanations given to us and based on the consideration of the report of the other auditors on separate financial statements as also the other financial information of the subsidiaries as noted in the 'Other Matters' paragraph:
 - i. The Consolidated Financial Statements disclose the impact of pending litigations on its consolidated financial position of the Group in its Consolidated Financial Statements – Refer note no. 36 to the Consolidated Financial Statements;

- ii. The Group did not have any long-term contracts including derivative contracts for which there were any material foreseeable losses;
- iii. There has been no delay in transferring amounts, required to be transferred, to the Investor Education and Protection Fund by the Group.
- iv.
 - a) As stated in Note 52 of the Financial Statements, the Holding company management has represented that, to the best of its knowledge and belief, no funds have been advanced or loaned or invested (either from borrowed funds or share premium or any other sources or kind of funds) by the Holding Company or its subsidiaries to or in any other person(s) or entity(ies), including foreign entities (“Intermediaries”), with the understanding, whether recorded in writing or otherwise, that the Intermediary shall, whether, directly or indirectly lend or invest in other persons or entities identified in any manner whatsoever by or on behalf of the company (“Ultimate Beneficiaries”) or provide any guarantee, security or the like on behalf of the Ultimate Beneficiaries;
 - b) As stated in Note 52 of Consolidated Financial Statements, the Holding company Management has represented, that, to the best of its knowledge and belief, no funds have been received by the Company from any person(s) or entity(ies), including foreign entities (“Funding Parties”), with the understanding, whether recorded in writing or otherwise, that the Company shall, whether, directly or indirectly, lend or invest in other persons or entities identified in any manner whatsoever by or on behalf of the Funding Party (“Ultimate Beneficiaries”) or provide any guarantee, security or the like on behalf of the Ultimate Beneficiaries.
 - c) Based on the audit procedures that has been considered reasonable and appropriate in the circumstances performed by us nothing has come to our or other auditor’s notice that has caused us or the other auditors to believe that the representations under sub-clause a) and b) contain any material misstatement;
- v. The interim dividend for the year paid by the Holding Company and 4 subsidiary companies and the final dividend paid by the Holding Company and a subsidiary company during the year in respect of the preceding year is in accordance with section 123 of the Act to the extent it applies to payment of dividends.

As stated in Note no. 53 to the Consolidated Financial Statements, the Board of Directors of the Holding Company have proposed final dividend for the year which is subject to the approval of the members at the ensuing Annual General Meetings of the respective companies. The dividend declared is in accordance with section 123 of the Act to the extent it applies to declaration of dividend.

- vi. Based on such audit procedures that we have considered reasonable and appropriate in the circumstances and the reports of the auditors of the subsidiary companies audited by other auditors, we report that for the year ended March 31, 2024, for maintaining its books of account, the Group has used accounting software which has a feature of recording audit trail (edit log) facility and the same has operated throughout the year for all relevant transactions recorded in the software, except that no audit trail was enabled at the database level for accounting software SAP to log any direct data changes

Further, during the course of our audit, we did not come across any instance of audit trail feature being tampered with, in respect of accounting software for which the audit trail feature was operating.

- 2. With respect to the matters specified in paragraphs 3(xxii) and 4 of the Companies (Auditor’s Report) Order, 2020 (the “Order”/ “CARO”) issued by the Central Government in terms of section 143(11) of the Act, to be included in the Auditors’ Report, according to the information and explanations given to us and based on the CARO report issued by us for the Holding Company and based on

CARO reports issued by other auditors in respect of Subsidiaries whose financial information has been considered in the Consolidated Financial Statements and to which reporting under CARO is applicable, we report that there are no qualifications or adverse remarks in these CARO reports.

For C N K & Associates LLP

Chartered Accountants

Firm Registration Number: 101961W/W-100036

D.P. Sapre

Partner

Membership No.: 040740

UDIN: 24040740BKEYGL3472

Place: Mumbai

Date: 24th May 2024

ANNEXURE A TO INDEPENDENT AUDITOR'S REPORT

[Referred to in paragraph 1(f) under 'Report on Other Legal and Regulatory Requirements' in the Independent Auditor's Report of even date]

Report on the Internal Financial Controls with reference to the aforesaid Consolidated Financial Statements under clause (i) of sub-section 3 of section 143 of The Companies Act, 2013 ("the Act")

Opinion

We have audited the internal financial controls with reference to Consolidated Financial Statements of **Aegis Logistics Limited** ("the Holding Company") and its subsidiary companies (the Holding Company and the subsidiary companies incorporated in India together referred to as 'the Group'), as of March 31, 2024 in conjunction with our audit of the Consolidated Financial Statements of the Group for the year ended on that date.

In our opinion and to the best of our information and according to the explanations given to us, the Holding Company and its subsidiaries companies incorporated in India have, in all material respects, an internal financial control with reference to financial statements and such internal financial controls over financial reporting were operating effectively as at March 31, 2024, based on the internal control over financial reporting criteria established by company considering the essential components of internal control stated in the Guidance Note on Audit of Internal Financial Controls Over Financial Reporting issued by The Institute of Chartered Accountants of India (the "Guidance Note").

Management's Responsibility for Internal Financial Controls

The Holding Company's Management and Board of Directors and the management and Board of Directors of the subsidiary companies incorporated in India are responsible for establishing and maintaining internal financial controls based on the internal control over financial reporting criteria established by the Group considering the essential components of internal controls stated in the Guidance Note on Audit of Internal Financial Controls over Financial Reporting issued by The Institute of Chartered Accountants of India ('ICAI'). These responsibilities include the design, implementation and maintenance of adequate internal financial controls over financial reporting that were operating effectively for ensuring the orderly and efficient conduct of its business, including adherence to Group's policies, the safeguarding of its assets, the prevention and detection of frauds and errors, the accuracy and completeness of the accounting records and the timely preparation of reliable financial information, as required under The Companies Act 2013.

Auditor's Responsibility

Our responsibility is to express an opinion on the internal financial controls over financial reporting of the Company, based on our audit. We conducted our audit in accordance with the Guidance Note on Audit of Internal Financial Controls over Financial Reporting (the "Guidance Note") and the Standards on Auditing, prescribed under section 143(10) of The Companies Act, 2013, to the extent applicable to an audit of internal financial controls. Those Standards and the Guidance Note require that we comply with ethical requirements and plan and perform the audit to obtain reasonable assurance about whether internal financial controls with reference to financial statements of the Company were established and maintained and if such controls operated effectively in all material respects.

Our audit involves performing procedures to obtain audit evidence about the adequacy of the internal financial controls over financial reporting with reference to Consolidated Financial Statements and their operating effectiveness. Our audit of internal financial controls over financial reporting with reference to Consolidated Financial Statements included obtaining an understanding of internal financial controls with reference to Consolidated Financial Statements, assessing the risk that a material weakness exists and testing and evaluating the design and operating effectiveness of internal control based on the assessed risk. The procedures selected depend on the auditor's judgment, including the assessment of the risks of material misstatement of the Financial Statements, whether due to fraud or error.

We believe that the audit evidence we have obtained is sufficient and appropriate to provide a basis for our audit opinion on the Group's internal financial controls over financial reporting with reference to Consolidated Financial Statements.

Meaning of Internal financial controls over financial reporting with reference to Financial Statements

A company's internal financial controls over financial reporting is a process designed to provide reasonable assurance regarding the reliability of financial reporting and the preparation of Financial Statements for external purposes in accordance with generally accepted accounting principles. A company's internal financial control over financial reporting includes those policies and procedures that:

1. Pertain to the maintenance of records that, in reasonable detail, accurately and fairly reflect the transactions and dispositions of the assets of the Company;
2. Provide reasonable assurance that transactions are recorded as necessary to permit preparation of Financial Statements in accordance with generally accepted accounting principles and that receipts and expenditures of the company are being made only in accordance with authorizations of management and directors of the company; and
3. Provide reasonable assurance regarding prevention or timely detection of unauthorized acquisition, use, or disposition of the company's assets that could have a material effect on the Financial Statements.

Inherent Limitations of Internal financial controls over financial reporting with reference to Financial Statements

Because of the inherent limitations of internal financial controls over financial reporting with reference to Consolidated Financial Statements, including the possibility of collusion or improper management override of controls, material misstatements due to error or fraud may occur and not be detected. Also, projections of any evaluation of the internal financial controls over financial reporting with reference to Consolidated Financial Statements to future periods are subject to the risk that the internal financial control over financial reporting may become inadequate because of changes in conditions, or that the degree of compliance with the policies or procedures may deteriorate.

Other Matter

Our aforesaid report under Section 143(3)(i) of the Act on the adequacy and operating effectiveness of the internal financial controls over financial reporting with reference to Consolidated Financial Statements in so far as it relates to five Subsidiaries companies incorporated in India, is based on the corresponding reports of the auditors of such companies incorporated in India.

Our Opinion is not modified in respect of above matter.

For C N K & Associates LLP

Chartered Accountants

Firm Registration Number: 101961W/W-100036

D.P. Sapre

Partner

Membership No.: 040740

UDIN: 24040740BKEYGL3472

Place: Mumbai

Date: 24th May 2024

Consolidated Balance Sheet as at March 31, 2024

(All amounts are in Rs. lakh, unless stated otherwise)

	Note	As at March 31, 2024	As at March 31, 2023
Assets			
Non-current assets			
Property, plant and equipment	7	4,12,314.79	3,64,500.66
Capital work-in-progress	7	69,714.87	41,166.24
Goodwill		1,483.36	1,483.36
Other intangible assets	8	128.62	132.33
Financial assets			
i. Investments	9	1.11	1.11
ii. Others	10	1,876.74	1,721.45
Income tax assets (net)		3,142.05	2,419.96
Deferred tax assets (net)	46	22,717.51	17,425.92
Other non-current assets	11	10,942.67	11,539.51
Total non-current assets		5,22,321.72	4,40,390.54
Current assets			
Inventories	12	6,358.23	14,747.24
Financial assets			
i. Investments	9	19,398.12	20,432.65
ii. Trade receivables	13	51,338.25	83,858.88
iii. Cash and cash equivalents	14	1,03,229.89	83,251.26
iv. Bank balance other than (ii) above	15	74,233.53	43,259.84
v. Other financial assets	16	15,610.43	17,805.51
Other current assets	17	14,796.17	12,523.41
Total current assets		2,84,964.62	2,75,878.79
Total assets		8,07,286.34	7,16,269.33
Equity and liabilities			
Equity			
Equity share capital	18	3,510.45	3,510.45
Other equity	19	3,85,924.69	3,49,723.56
Equity attributable to owners of the Company		3,89,435.14	3,53,234.01
Non Controlling Interest	19	56,752.94	51,447.83
Total equity		4,46,188.08	4,04,681.84
Liabilities			
Non-current liabilities			
Financial liabilities			
i. Borrowings	21	1,43,220.40	97,843.02
ii. Lease Liability		91,909.16	85,361.42
iii. Other financial liabilities	22	5,564.50	4,455.43
Provisions	20	1,536.96	1,137.16
Deferred tax liabilities (net)	46	14,368.59	9,336.13
Other non-current Liabilities	23	179.74	159.83
Total non-current liabilities		2,56,779.35	1,98,292.99
Current liabilities			
Financial liabilities			
i. Borrowings	21	23,102.44	1,692.66
ii. Lease Liability		8,311.46	7,492.56
iii. Trade payables			
Total outstanding dues of creditors of micro enterprises and small enterprises	24	120.31	91.74
Total outstanding dues of creditors other than micro enterprises and small enterprises	24	43,392.88	87,047.10
iv. Other financial liabilities	25	19,761.39	6,483.78
Other current liabilities	26	6,904.04	6,393.49
Provisions	20	1,039.14	1,029.62
Current tax liabilities (net)		1,687.25	3,063.55
Total current liabilities		1,04,318.91	1,13,294.50
Total liabilities		3,61,098.26	3,11,587.49
Total equity and liabilities		8,07,286.34	7,16,269.33

See accompanying notes to the financial statements
In terms of our report attached

For CNK & Associates LLP
Chartered Accountants
Firm Registration no.:101961 W/W-100036

D.P.Sapre
Partner
Membership no.:40740

Place: Mumbai
Date: May 24, 2024

For and on behalf of the Board of Directors

Raj K. Chandaria
Chairman & Managing Director
DIN : 00037518

Murad M. Moledina
Chief Financial Officer
Place: Mumbai
Date: May 24, 2024

Kanwaljit S. Nagpal
Director
DIN : 00012201

Sudhir O. Malhotra
Chief Executive Officer

Monica T. Gandhi
Company Secretary

Consolidated Statement of Profit and Loss for the year ended March 31, 2024

(All amounts are in Rs. lakh except for earning per share information)

	Note	For the year ended March 31, 2024	For the year ended March 31, 2023	
I	Revenue from operations	27	7,04,592.12	8,62,721.31
II	Other income	28	18,958.73	18,699.15
III	Total income (I + II)		7,23,550.85	8,81,420.46
IV	Expenses			
	Purchase of stock-in-trade	29	5,68,301.01	7,63,229.21
	Changes in inventories of stock in trade	29	8,609.63	(5,101.35)
	Employee benefits expense	30	10,116.47	8,251.88
	Finance costs	31	11,576.84	8,822.51
	Depreciation and amortisation expense	32	13,526.20	12,579.54
	Other expenses	33	25,290.19	29,163.55
	Total expenses		6,37,420.34	8,16,945.34
V	Profit before tax (III- IV)		86,130.51	64,475.12
VI	Income tax expense	46		
	Current tax		21,788.03	14,797.30
	Adjustments in respect of earlier year		(190.59)	(356.33)
	Deferred tax		(2,687.35)	(1,035.46)
	Total tax expense		18,910.09	13,405.51
VII	Profit for the year (V- VI)		67,220.42	51,069.61
	Attributable to:			
	Owners of the Company		56,919.92	46,295.40
	Non Controlling Interest		10,300.50	4,774.21
VIII	Other comprehensive income			
	(i) Items that will not be reclassified subsequently to profit or loss			
	Remeasurement Loss/ (gain) of defined benefit obligations		63.49	(68.01)
	(ii) Income tax relating to above items that will not be reclassified to profit or loss		(16.46)	18.63
	Total Other comprehensive income (Net of tax)		(47.03)	49.38
	Attributable to:			
	Owners of the Company		(49.68)	26.46
	Non Controlling Interest		2.65	22.92
IX	Total comprehensive income (VII+VIII)		67,173.39	51,118.99
	Attributable to:			
	Owners of the Company		56,870.24	46,321.86
	Non Controlling Interest		10,303.15	4,797.13
X	Earnings per equity share (Face Value Re. 1/- per share)	34		
	Basic earnings per share (Rs.)		16.22	13.19
	Diluted earnings per share (Rs.)		16.22	13.19

See accompanying notes to the financial statements

In terms of our report attached

For CNK & Associates LLP
Chartered Accountants
Firm Registration no.:101961 W/W-100036

D.P.Sapre
Partner
Membership no.:40740

Place: Mumbai
Date: May 24, 2024

For and on behalf of the Board of Directors

Raj K. Chandaria
Chairman & Managing Director
DIN : 00037518

Murad M. Moledina
Chief Financial Officer
Place: Mumbai
Date: May 24, 2024

Kanwaljit S. Nagpal
Director
DIN : 00012201

Sudhir O. Malhotra
Chief Executive Officer

Monica T. Gandhi
Company Secretary

Consolidated Cash Flow Statement for the year ended March 31, 2024

(All amounts are in Rs. lakh, unless stated otherwise)

	For the year ended March 31, 2024	For the year ended March 31, 2023
Cash flow from operating activities		
Profit before tax	86,130.51	64,475.12
<u>Adjustments for:</u>		
Depreciation and amortisation	13,526.20	12,579.54
(Profit)/ Loss on sale of property, plant and equipment	(2.26)	20.09
Profits on sale of investments in subsidiary company	(1,462.00)	-
Profit on sale of other investments	(1,050.09)	(1,206.05)
Finance costs	11,576.84	8,822.51
Interest income	(11,830.02)	(4,966.16)
Fair value gain of Investment in Mutual Funds	(119.91)	(27.55)
Fair value of Financial assets on account of derivatives	(1,141.92)	(11,425.82)
Sundry Credit Balances written back	(144.85)	(244.93)
Bad debts written off	10.62	97.22
Provision for doubtful debts and advances	66.18	41.22
Provision for doubtful debts/ advances written back	(5.43)	-
Actuarial (loss)/ gain recognised in other comprehensive income	(63.49)	68.01
Operating profit before working capital changes	95,490.38	68,233.20
Adjustments for changes in working capital:		
Decrease/ (increase) in inventories	8,389.01	(5,592.81)
Decrease/ (increase) in trade receivables	32,455.93	(9,431.97)
(Increase) in other current financial assets	(2,819.05)	(723.97)
(Increase)/ decrease in current assets	(2,279.43)	3,880.40
(Increase)/ decrease in other non current financial assets	(36.88)	2,078.68
(Increase) in non-current assets	(1,336.96)	(4,012.11)
(Decrease)/ increase in trade payables	(43,480.81)	19,038.15
Increase/ (decrease) in other current financial liabilities	26.71	(494.93)
Increase in current provisions	9.52	390.49
Increase in other non-current liabilities	39.82	89.76
Increase in other current liabilities	510.55	2,468.36
Increase in other non-current financial liabilities	1,087.56	537.69
Increase/ (decrease) in non-current provisions	399.80	(359.86)
Cash generated from operations	88,456.15	76,101.08
Income tax paid (net)	(22,902.87)	(40,260.16)
Net cash generated from operating activities (A)	65,553.28	35,840.92
Cash flow from investing activities		
Purchase of property, plant and equipment including capital advances	(61,642.75)	(53,799.96)
Sale of property, plant and equipment	286.09	10.85
Purchase of investments in subsidiary company	-	(19,992.07)
Sale of investments in subsidiary company	7,312.50	32,939.97
Sale/ (purchase) of Current investments (net)	2,204.53	(19,199.05)
Bank balance not considered as cash and cash equivalents	(31,067.48)	(37,400.56)
Interest income received	11,689.42	4,337.10
Net cash (used in) investing activities (B)	(71,217.69)	(93,103.72)

Consolidated Cash Flow Statement for the year ended March 31, 2024

(All amounts are in Rs. lakh, unless stated otherwise)

	For the year ended March 31, 2024	For the year ended March 31, 2023
Cash flow from financing activities		
Movement in current borrowings (net)	22,154.14	(28,415.44)
Proceeds from borrowings	45,793.15	96,607.28
Repayment of borrowings	(758.90)	(13,145.46)
Payment of lease liabilities	(7,974.04)	(7,477.46)
Dividend paid (including payment of dividend by a subsidiary to non-controlling interest)	(23,808.23)	(21,451.83)
Issue of shares by subsidiary company to non-controlling interest	-	1,09,834.50
Interest paid	(9,763.08)	(4,857.63)
Net cash generated from financing activities (C)	25,643.04	1,31,093.96
Net increase in cash and cash equivalents (A+B+C)	19,978.63	73,831.16
Cash and cash equivalents as at the beginning of the year	83,251.26	9,420.10
Cash and cash equivalents as at the end of the year (Refer note 14)	1,03,229.89	83,251.26

Note:

The above Cash Flow Statement has been prepared under the 'indirect method' as set out in Indian Accounting Standard (Ind AS 7) - Statement of Cash Flow.

In terms of our report attached

For CNK & Associates LLP

Chartered Accountants

Firm Registration no.:101961 W/W-100036

D.P.Sapre

Partner

Membership no.:40740

Place: Mumbai

Date: May 24, 2024

For and on behalf of the Board of Directors

Raj K. Chandaria

Chairman & Managing Director

DIN : 00037518

Murad M. Moledina

Chief Financial Officer

Place: Mumbai

Date: May 24, 2024

Kanwaljit S. Nagpal

Director

DIN : 00012201

Sudhir O. Malhotra

Chief Executive Officer

Monica T. Gandhi

Company Secretary

Consolidated Statement of changes in equity for the year ended March 31, 2024

(All amounts are in Rs. lakh, unless stated otherwise)

Particulars	Balance as at	Changes in equity	Balance as at	Changes in equity	Balance as at
	April 1, 2022	shares during the year	March 31, 2023	shares during the year	March 31, 2024
Equity share capital	3,510.45	-	3,510.45	-	3,510.45
B. Other equity					
(All amounts are in Rs. lakh, unless stated otherwise)					
Particulars	Reserves and surplus		Other comprehensive income		Total
	Securities premium	Capital redemption reserves	Capital reserve on consolidation	General Reserves	
	Capital reserves (including Capital Reserve - Demerger)	Capital redemption reserves consolidation	Capital reserve on consolidation	General Reserves	Balance in Statement of Profit and Loss
	Capital Reserve - Demerger)	Capital redemption reserves consolidation	Capital reserve on consolidation	General Reserves	Balance in Statement of Profit and Loss
Balance as at April 1, 2022	58,887.77	186.27	5,922.20	741.64	18,743.89
Total comprehensive income	-	-	-	-	46,295.40
Addition/ reduction during the year	50,253.32	18,642.93	(346.33)	(27.45)	20,409.81
(Refer Note No. 19)					
Balance as at March 31, 2023	1,09,141.09	18,829.20	5,575.87	741.64	1,96,811.77
Total comprehensive income	-	-	-	-	56,919.92
Addition/ reduction during the year	-	(486.61)	-	-	(20,182.50)
(Refer Note No. 19)					
Balance as at March 31, 2024	1,09,141.09	18,342.59	5,575.87	741.64	2,33,549.19

See accompanying notes to the financial statements

In terms of our report attached

For CNK & Associates LLP
Chartered Accountants

Firm Registration no.: 101961 W/W-100036

D.P. Sapre
Partner
Membership no.: 40740

Place: Mumbai
Date: May 24, 2024

Raj K. Chandaria
Chairman and Managing Director
DIN : 00037518

Kanwaljit S. Nagpal
Director
DIN : 00012201

Monica T. Gandhi
Company Secretary

Murad M. Moledina
Chief Financial Officer

Sudhir O. Malhotra
Chief Executive Officer

For and on behalf of the Board of Directors

Notes to the Consolidated Financial Statements

1 General information

Aegis Logistics Limited ('the Company') having its registered office at 502, Skylon, GIDC, Char Rasta, vapi-396195, Dist. Valsad, Gujarat and corporate office at 1202, 12th Floor, Tower B, Peninsula Business Park, Ganpatrao Kadam Marg, Lower Parel (West), Mumbai-400013, was incorporated on 30th June, 1956 vide certificate of incorporation No L63090GJ1956PLC001032 issued by the Registrar of Companies, Gujarat. It is the ultimate holding Group in the Aegis group of companies. Aegis Logistics Limited and its subsidiaries together referred as Group.

The Group is in the business of import and distribution of Liquefied Petroleum Gas (LPG) and storage and terminalling facility for LPG, Oil, Petroleum and chemical products and erection and construction of terminals and allied facilities. The Group has storage facilities at Mumbai, Haldia, Pipavav, Kochi, Kandla and Mangalore.

2 Statement of Compliance

The Financial Statements have been prepared in accordance with Indian Accounting Standards (Ind AS) as per the Companies (Indian Accounting Standards) Rules, 2015.

3 Basis of preparation and presentation

The Financial Statements have been prepared on the historical cost basis except for certain financial instruments that are measured at fair values at the end of each reporting period as explained in the accounting policies below.

Historical cost is generally based on the fair value of the consideration given in exchange for goods and services. Fair value is the price that would be received to sell an asset or paid to transfer a liability in an orderly transaction between the market participants at the measurement date, regardless of whether that price is directly observable or estimated using another valuation techniques. In estimating the fair value of an asset or a liability, the Group takes into account the characteristics of the asset or liability if market participants would take those characteristics into account when pricing the asset or liability at the measurement date. Fair value for measurement or disclosure purposes in these standalone financial statements is determined on such a basis, except for share based payment transactions that are within scope of Ind AS 102, leasing transactions that are within the scope of Ind AS 116, and measurements that have some similarities to fair value but are not fair value, such as net realisable value in Ind AS 2 or value in use in Ind AS 36.

In addition, for financial reporting purposes, fair value measurements are categorised into Level 1, 2, or 3 based on degree to which the inputs to the fair value measurements are observable and the significance of the inputs to the fair value measurement in its entirety, which are described as follows:

Level 1 inputs are quoted prices (unadjusted) in active markets for identical assets or liabilities that the entity can access at the measurement date;

Level 2 inputs are inputs, other than quoted prices included within Level 1, that are observable for the asset or liability, either directly (i.e. as prices) or indirectly (i.e. derived from prices); and

Level 3 inputs are unobservable inputs for the asset or liability.

4 Functional and presentation currency

These Consolidated Financial Statements are presented in Indian rupees, which is the Group's functional currency. All amounts have been rounded to the nearest lakh with two decimals, unless otherwise indicated.

5 Material accounting policies

Accounting policy information is material, if when considered together with other information included in entity's financial statements, it can reasonably be expected to influence decisions that the primary users of general purpose financial statements make on the basis of those financial statements.

Accounting policy information may be material because of the nature of the related transactions, other events or conditions, even if the amounts are immaterial. However, not all accounting policy information relating to material transactions, other events or conditions is itself material.

I) Business combinations

Acquisitions of businesses are accounted for using the acquisition method. The consideration transferred in a business combination is measured at fair value, which is calculated as the sum of the acquisition date fair values of the assets transferred by the Group, liabilities incurred by the Group to the former owners of the acquiree and the equity interests issued by the Group in exchange of control of the acquiree. Acquisition related costs are generally recognised in Statement of Profit and Loss as incurred.

At the acquisition date, the identifiable assets acquired and the liabilities assumed are recognised at their fair value, except that deferred tax assets or liabilities related to employee benefits arrangements are recognised and measured in accordance with Ind AS 12 Income taxes and Ind AS 19 Employee benefits respectively.

Goodwill is measured as the excess of the sum of the consideration transferred, the amount of any non-controlling interests in the acquiree (if any) over the net of the acquisition date amounts of the identifiable assets acquired and the liabilities assumed.

Non-controlling interests that are present ownership interests and entitle their holders to a proportionate share of the entity's net assets in the event of liquidation may be initially measured either at fair value or at the non-controlling interests' proportionate share of the recognised amounts of the acquiree's identifiable net assets.

When a business combination is achieved in stages, the Group's previously held equity interest in the acquiree is remeasured to its acquisition-date fair value and the resulting gain or loss, if any, is recognised in profit or loss. Amounts arising from interests in the acquiree prior to the acquisition date that have previously been recognised in other comprehensive income are reclassified to profit or loss where such treatment would be appropriate if that interest were disposed of.

Business Combinations between entities under common control is accounted for at carrying value.

II) Basis of consolidation

The consolidated financial statements incorporate the financial statements of the Group and entities controlled by the Group and its subsidiaries. Control is achieved when the Group:

- has power over the investee;
- is exposed, or has rights, to variable returns from its involvement with the investee; and
- has the ability to use its power to affect its returns.

Consolidation of a subsidiary begins when the Group obtains control over the subsidiary and ceases when the Group loses control of the subsidiary. Specifically, income and expenses of a subsidiary acquired or disposed of during the year are included in the consolidated Statement of Profit and Loss from the date the Group gains control until the date when the Group ceases to control the subsidiary.

Profit or loss and each component of other comprehensive income are attributed to the owners of the Group and to the non-controlling interests. Total comprehensive income of subsidiaries is attributed to the owners of the Group and to the non-controlling interests even if this results in the non-controlling interests having a deficit balance.

When necessary, adjustments are made to the financial statements of subsidiaries to bring their accounting policies into line with the Group's accounting policies.

All intragroup assets and liabilities, equity, income, expenses, and cash flows relating to transactions between members of the Group are eliminated in full on consolidation.

i) Changes in the Group's ownership interests in existing subsidiaries

Changes in the Group's ownership interests in existing subsidiaries that do not result in the Group losing the control over the subsidiaries are accounted for as equity transactions. The carrying

amounts of the Group's interests and the non-controlling interests are adjusted to reflect the changes in their relative interests in the subsidiaries. Any difference between the amount by which the non-controlling interests are adjusted and the fair value of the consideration paid or received is recognised directly in equity and attributed to owners of the Group.

When the Group loses control of a subsidiary, a gain or loss is recognised in Statement of Profit and Loss and is calculated as the difference between (i) the aggregate of the fair value of the consideration received and the fair value of any retained interest and (ii) the previous carrying amount of the assets (including goodwill), and liabilities of the subsidiary and any non-controlling interests. All amounts previously recognised in other comprehensive income in relation to that subsidiary are accounted for as if the Group had directly disposed of the related assets or liabilities of the subsidiary (i.e. reclassified to profit or loss or transferred to another category of equity as specified /permitted by applicable Ind AS). The fair value of any investment retained in the former subsidiary at the date when control is lost is regarded as the fair value on initial recognition for subsequent accounting under Ind AS 109, or, when applicable, the cost on initial recognition of an investment in an associate or joint venture.

ii) List of Subsidiaries

Name of the Company	Place of Incorporation	Principal activities	% holding	
			As at March 31, 2024	As at March 31, 2023
Sea Lord Containers Limited	India	Storage & terminalling of Oil, Chemical and Petroleum products and erection and construction of terminals and allied facilities	100%	100%
Konkan Storage Systems (Kochi) Private Limited (Effective ownership being step down subsidiary)	India	Storage & terminalling of Oil, Chemical & Petroleum products.	51%	51%
Eastern India LPG Co Private Limited	India	Storage & terminalling of Oil, Chemical and Petroleum products. (Not yet commenced operations).	100%	100%
Aegis Group International Pte. Limited	Singapore	Sourcing of Liquefied Petroleum Gas (LPG) and allied activities.	60%	60%
Aegis Gas (LPG) Private Limited	India	Import, Trading and distribution of LPG.	100%	100%
Hindustan Aegis LPG Limited	India	Storage and terminalling of LPG and allied products.	51%	51%
Aegis International Marine Services Pte. Limited	Singapore	Sourcing of Marine Products and allied activities.	100%	100%
Aegis Vopak Terminals Limited	India	Storage and terminalling facility for LPG, oil, petroleum and chemical products.	51%	51%
CRL Terminals Private Limited. (w.e.f. May 31, 2022) (Effective ownership being step down subsidiary)	India	Storage & terminalling of Oil & Chemicals.	51%	51%
Aegis Terminal Pipavav Limited	India	Storage, terminalling facilities of Oil, chemicals and petroleum products. (Not yet commenced operations).	96%	96%

III) Goodwill

Goodwill arising on an acquisition of a business is carried at cost established at the date of acquisition of the business less accumulated impairment loss if any.

For the purpose of impairment testing, goodwill is allocated to each of the Group's cash generating units (CGU) that is expected to benefit from the synergies of the combination.

A CGU to which goodwill has been allocated is tested for impairment annually, or more frequently when there is an indication that the unit may be impaired, if the recoverable amount of the CGU is less than its carrying amount, the impairment loss is allocated first to reduce the carrying amount of any goodwill allocated to the unit and then to the other assets of the units pro-rata based on the carrying amount of each asset in the unit, any impairment loss or goodwill is not reversed in subsequent period.

On disposal of relevant CGU the attributable amount of goodwill is included in the determination of the profit or loss on disposal.

IV) Foreign currencies

i) Foreign currency transactions

Initial recognition

Foreign currency transactions are recorded in the reporting currency, by applying to the foreign currency amount the exchange rate between the reporting currency and the foreign currency at the date of the transaction.

Subsequent measurement

At the end of each reporting period, monetary items denominated in foreign currencies are retranslated at the rates prevailing at that date. Non-monetary items measured at fair value in foreign currency are translated using the exchange rates at the date when the fair value was measured. Non-monetary items that are measured in terms of historical cost in a foreign currency are recorded using the exchange rates at the date of the transaction.

ii) Embedded derivatives

Embedded derivatives are carried at fair value and the resultant gains and losses are recorded in the Statement of Profit and Loss.

V) Property, plant and equipment

- i) Items of property, plant and equipment are stated at cost, less accumulated depreciation and impairment losses, if any. Cost comprises
 - a) the purchase price including import duties and non-refundable purchase taxes, after deducting trade discounts and rebates.,
 - b) borrowing cost,
 - c) any costs directly attributable to bringing the asset to the location and condition necessary for it to be capable of operating in the manner intended by management and

Income and expenses related to the incidental operations, not necessary to bring the item to the location and condition necessary for it to be capable of operating in the manner intended by management, are recognised in Statement of Profit and Loss.

If significant parts of an item of property, plant and equipment have different useful lives, then they are accounted for as separate items (major components) of property, plant and equipment. Any item of property, plant and equipment is derecognised upon disposal or when no future economic benefits are expected to arise from the continued use of the asset. Any gain or loss arising on the disposal or retirement of an item of property, plant and equipment is determined as the difference between the sales proceeds and the carrying amount of the asset and is recognised in Statement of Profit and Loss.

On transition to Ind AS, the Company has elected to continue with the carrying value of all its property plant and equipment recognised as at 1st April 2016 measured as per the previous GAAP and use that carrying value as the deemed cost of the property, plant and equipment

Capital work-in-progress in respect of assets which are not ready for their intended use are carried at cost, comprising of direct costs, related incidental expenses and attributable interest if any.

ii) Subsequent expenditure:

Subsequent expenditure is capitalised only if it is probable that the future economic benefits associated with the expenditure will flow to the Group and the cost of the item can be measured reliably. The carrying amount of any component accounted for as a separate asset is derecognised when replaced. All other repairs and maintenance are charged to Statement of Profit and Loss during the reporting period in which they are incurred.

iii) Depreciation / amortisation

Depreciation is recognised so as to write off the cost of assets less their residual values over their estimated useful lives, using straight line method. Useful life of the asset is taken, as specified in Schedule II of the Companies Act, 2013. except in respect of storage tanks which is based on technical evaluation done by the management.

Depreciation on additions during the year has been provided on prorata basis from the date of such additions. Depreciation on assets sold, discarded or demolished has been provided on prorata basis.

Leasehold assets are amortised over the primary period of lease or its useful life, whichever is shorter on a straight line basis.

iv) Intangible assets

Intangible assets are recognised, only if it is probable that the future economic benefits that are attributable to the assets will flow to the enterprise and the cost of the assets can be measured reliably. The intangible assets are recorded at cost and are carried at cost less accumulated amortisation and accumulated impairment losses, if any.

Intangible assets are amortised so as to reflect the pattern in which the asset's economic benefits are consumed over a period of 5 to 7 years.

Group capitalises the cost incurred to develop computer software for internal use during the application development stage of the software whereas cost incurred during the preliminary project stage along with post-implementation stages of internal use computer software are expensed as incurred.

v) Impairment of tangible and intangible assets other than goodwill

At the end of each reporting period, the Group reviews the carrying amounts of its tangible and intangible assets to determine whether there is any indication that those assets have suffered an impairment loss. If any such indication exists, the recoverable amount of the asset is estimated in order to determine the extent of the impairment loss (if any).

Intangible assets with indefinite useful life and intangible assets not yet available for use are tested for impairment at least annually, and whenever there is an indication that the asset may be impaired.

Recoverable amount is the higher of fair value less costs of disposal and value in use. In assessing value in use, the estimated future cash flows are discounted to their present value using a pre-tax discount rate that reflects current market assessments of the time value of money and the risks specific to the asset for which the estimates of future cash flows have not been adjusted.

If the recoverable amount of an asset is estimated to be less than its carrying amount, the carrying amount of the asset is reduced to its recoverable amount. An impairment loss is recognised immediately in the statement of profit and loss.

When an impairment loss subsequently reverses, the carrying amount of the asset is increased to the revised estimate of its recoverable amount, such that the increased carrying amount does not exceed the carrying amount that would have been determined had no impairment loss been recognised for the asset in prior years. A reversal of an impairment loss is recognised immediately in Statement of Profit and Loss.

VI) Financial Instruments

Financial assets and financial liabilities are recognised when the Group becomes a party to the contractual provisions of the instruments.

Financial assets and liabilities are initially measured at fair value. However, trade receivables that do not contain a significant financing component are recognised at transaction price. Transaction costs that are directly attributable to the acquisition or issue of financial assets and financial liabilities (other than financial assets and financial liabilities at fair value through profit or loss) are added to or deducted from the fair value of the financial assets or financial liabilities, as appropriate, on initial recognition.

Transaction costs directly attributable to the acquisition of financial assets or financial liabilities at fair value through profit or loss are recognised immediately in Statement of Profit and Loss.

Financial Assets

All regular way purchases or sales of financial assets are recognised and derecognised on a trade date basis. Regular way purchases or sales are purchases or sales of financial assets that require delivery of assets within the time frame established by regulation or convention in the market place.

All recognised financial assets are subsequently measured in their entirety at either amortised cost or fair value, depending on the classification of the financial assets.

i) Classification of financial assets

Debt Instruments at Amortised Cost

A 'debt instrument' is measured at the amortised cost if both the following conditions are met:

- a) The asset is held within a business model whose objective is to hold assets for collecting contractual cash flows; and
- b) Contractual terms of the asset give rise on specified dates to cash flows that are solely payments of principal and interest (SPPI) on the principal amount outstanding.

After initial measurement, such financial assets are subsequently measured at amortised cost using the effective interest rate (EIR) method. Amortised cost is calculated by taking into account any discount or premium on acquisition and fees or costs that are an integral part of the EIR. The EIR amortisation is included in other income in the Statement of Profit and Loss. The losses arising from impairment are recognised in the Statement of Profit and Loss. This category generally applies to trade and other receivables.

Debt Instruments at FVOCI

A 'debt instrument' is measured at the fair value through other comprehensive income (FVOCI) if both the following conditions are met:

- a) The asset is held within a business model whose objective is achieved by both collecting contractual cash flows and selling financial assets, and
- b) Contractual terms of the asset give rise on specified dates to cash flows that are solely payments of principal and interest (SPPI) on the principal amount outstanding.

For assets classified as subsequently measured at FVOCI, interest revenue, expected credit losses, and foreign exchange gains or losses are recognised in the Statement of Profit and Loss. Other gains and losses on remeasurement to fair value are recognised in OCI. On derecognition, the cumulative gain or loss previously recognised in OCI is reclassified from equity to Statement of Profit and Loss.

Debt instrument at fair value through profit and loss (FVTPL)

Any debt instrument, which does not meet the criteria for categorisation as at amortised cost or as FVOCI, is classified as at FVTPL. In addition, the Group may elect to classify a debt instrument, which otherwise meets amortised cost or FVOCI criteria, as at FVTPL. However, such election is allowed only if doing so reduces or eliminates a measurement or recognition inconsistency (referred to as 'accounting mismatch'). Debt instruments included within the FVTPL category are measured at fair value with all changes recognised in the Statement of Profit and Loss.

ii) Equity investments

All equity investments in scope of Ind-AS 109 are measured at fair value. Equity instruments

which are held for trading are classified as at FVTPL. For all other equity instruments, the Group decides to classify the same either as at FVOCI or FVTPL. The Group makes such election on an instrument-by-instrument basis. The classification is made on initial recognition and is irrevocable.

If the Group decides to classify an equity instrument as at FVOCI, then all fair value changes on the instrument, excluding dividends, are recognised in the OCI. There is no recycling of the amounts from OCI to Statement of Profit and Loss, even on sale of investment. However, the Group may transfer the cumulative gain or loss within equity.

Equity instruments included within the FVTPL category are measured at fair value with all changes recognised in the Statement of Profit and Loss.

iii) Derecognition

The Group derecognises a financial asset when the contractual rights to the cash flows from the asset expire, or when it transfers the financial asset and substantially all the risks and rewards of ownership of the asset to another party. If the Group neither transfers nor retains substantially all the risks and rewards of ownership and continues to control the transferred asset, the Group recognises its retained interest in the asset and an associated liability for amounts it may have to pay. If the Group retains substantially all the risks and rewards of ownership of a transferred financial asset, the Group continues to recognise the financial asset and also recognises a collateralised borrowing for the proceeds received.

On derecognition of a financial asset in its entirety, the difference between the asset's carrying amount and the sum of the consideration received and receivable and the cumulative gain or loss that had been recognised in other comprehensive income and accumulated in equity is recognised in the Statement of Profit and Loss if such gain or loss would have otherwise been recognised in Statement of Profit and Loss on disposal of that financial asset.

On derecognition of a financial asset other than in its entirety (e.g. when the Group retains an option to repurchase part of the transferred asset), the Group allocates the previous carrying amount of the financial asset between the part it continues to recognise under continuing involvement, and the part it no longer recognises on the basis of the relative fair values of those parts on the date of the transfer. The difference between the carrying amount allocated to the part that is no longer recognised and any cumulative gain or loss allocated to it that had been recognised in other comprehensive income is recognised in Statement of Profit and Loss if such gain or loss would have otherwise been recognised in Statement of Profit and Loss on disposal of that financial asset. A cumulative gain or loss that had been recognised in other comprehensive income is allocated between the part that continues to be recognised and the part that is no longer recognised on the basis of the relative fair values of those parts.

iv) Impairment of financial assets

Financial assets of the Group comprise of trade receivable and other receivables consisting of loans, deposits, input credit receivables and bank balance. An impairment loss for trade and other receivables is established when there is objective evidence that the Group will not be able to collect all amounts due according to the original terms of the receivables. Impairment losses if any, are recognised in Statement of Profit and Loss for the year.

Financial liabilities and equity instruments

Financial instruments with a contractual obligation to deliver cash or another financial assets is recognised as financial liability by the Group.

i) Classification as debt or equity

Debt and equity instruments issued by the Group are classified as either financial liabilities or as equity in accordance with the substance of the contractual arrangements and the definitions of a financial liability and an equity instrument.

ii) Equity Instruments

An equity instrument is any contract that evidences a residual interest in the assets of an entity after deducting all of its liabilities. Equity instruments issued by the Group are recognised at the proceeds received, net of direct issue costs.

Repurchase of the Group's own equity instruments is recognised and deducted directly in equity. No gain or loss is recognised in Statement of Profit and Loss on the purchase, sale, issue or cancellation of the Group's own equity instruments.

iii) Financial liabilities

All financial liabilities are subsequently measured at amortised cost using the effective interest method or at FVTPL.

Financial liabilities at FVTPL

Financial liabilities are classified as at FVTPL when the financial liability is either contingent consideration recognised by the Group as an acquirer in a business combination to which Ind AS 103 applies or is held for trading or it is designated as at FVTPL.

A financial liability is classified as held for trading if:

- it has been incurred principally for the purpose of repurchasing it in the near term; or
- on initial recognition it is part of a portfolio of identified financial instruments that the Group manages together and has a recent actual pattern of short term profit taking; or
- it is derivative that is not designated and effective as a hedging instrument.

A financial liability other than a financial liability held for trading or contingent consideration recognised by the Group as an acquirer in a business combination to which Ind AS 103 applies, may be designated as at FVTPL upon initial recognition if:

- such designation eliminated or significantly reduces a measurement or recognition inconsistency that would otherwise arise;
- the financial liability forms part of a group of financial assets or financial liabilities or both, which is managed and its performance is evaluated on a fair value basis, in accordance with the Group's documented risk management or investment strategy, and information about the grouping is provided internally on that basis; or
- it forms part of a contract containing one or more embedded derivatives, and Ind AS 109 permits the entire combined contract to be designated as at FVTPL.

Financial liabilities at FVTPL are stated at fair value, with any gains or losses arising on remeasurement recognised in Statement of Profit and Loss. The net gain or loss recognised in Statement of Profit and Loss incorporates any interest paid on the financial liability and is included in the 'finance cost' line item.

Financial liabilities subsequently measured at amortised cost

Financial liabilities that are not held for trading and are not designated as at FVTPL are measured at amortised cost at the end of subsequent accounting periods. The carrying amounts of financial liabilities that are subsequently measured at amortised cost are determined based on the effective interest method. Interest expense that is not capitalised as part of costs of an asset is included in the 'Finance costs' line item.

The effective interest method is method of calculating the amortised cost of a financial liability and of allocating interest expense over the relevant period. The effective interest rate is the rate that exactly discounts estimated future cash payments (including all fees and points paid or received that form an integral part of the effective interest rate, transaction costs and other premiums or discounts) through the expected life of the financial liability, or (where appropriate) a shorter period, to the net carrying amount on initial recognition.

The Group's financial liabilities include trade and other payables, loans and borrowings including bank overdrafts and financial guarantee contracts.

v) Derecognition

The Group derecognises financial liabilities when, and only when, the Group's obligations are discharged, cancelled or have expired. When the company exchanges with the existing lender one debt instruments into another one with the substantially different terms, such exchange is accounted for as an extinguishment of the original financial liability and the recognition of a new financial liability. Similarly, a substantial modification of the terms of an existing financial liability (whether or not attributable to the financial difficulty of the debtor) is accounted for as an extinguishment of the original financial liability and the recognition of a new financial liability.

The difference between the carrying amount of the financial liability derecognised and the consideration paid and payable is recognised in the Statement of Profit and Loss.

vi) Offsetting of financial instruments

Financial assets and financial liabilities are offset and the net amount is reported in the balance sheet if there is a currently enforceable legal right to offset the recognised amounts and there is an intention to settle on a net basis, to realise the assets and settle the liabilities simultaneously.

VII) Derivative financial instruments

The Group enters into a variety of derivative financial instruments to manage its exposure to interest rate and foreign exchange rate risks, including cross currency interest rate swaps. Derivatives are initially recognised at fair value at the date the derivative contracts are entered into and are subsequently re-measured to their fair value at the end of each reporting period. The resulting gain or loss is recognised in the statement of profit or loss immediately unless the derivative is designated and effective as a hedging instrument, in which event the timing of the recognition in profit or loss depends on the nature of the hedging relationship and the nature of the hedged item.

Hedge accounting

The Group designates derivatives as hedging instruments in respect of foreign currency risk as fair value hedges. At the inception of the hedge relationship, the entity documents the relationship between the hedging instrument and the hedged item, along with its risk management objectives and its strategy for undertaking various hedge transactions.

Fair value hedges

Changes in fair value of the designated portion of derivatives that qualify as fair value hedges are recognised in the statement of profit and loss immediately, together with any changes in the fair value of the hedged asset or liability that are attributable to the hedged risk. The change in the fair value of the designated portion of hedging instrument and the change in the hedged item attributable to the hedged risk are recognised in the statement of profit and loss in the line item relating Hedge accounting is discontinued when the hedging instrument expires or is sold, terminated, or exercised, or when it to the hedged item.no longer qualifies for hedge accounting. The fair value adjustment to the carrying amount of the hedged item arising from the hedged risk is amortised to the statement of profit and loss from that date.

VIII) Borrowing costs

Borrowing costs are interest and other costs that the Group incurs in connection with the borrowing of funds and is measured with reference to the effective interest rate applicable to the respective borrowing. Borrowing costs include interest costs measured at EIR and exchange differences arising from foreign currency borrowings to the extent they are regarded as an adjustment to the interest cost.

Borrowing costs that are attributable to acquisition or construction of qualifying assets are capitalised as a part of cost of such assets till the time the asset is ready for its intended use. A qualifying assets is the one that necessarily takes substantial period of time to get ready for intended use. Other borrowing costs are recorded as an expense in the statement of profit and loss in the year in which they are incurred.

IX) Leases

The Company evaluates each contract or arrangement, whether it qualifies as lease as defined under Ind AS 116.

The Company as a lessee

The Company assesses, whether the contract is, or contains, a lease. A contract is, or contains, a lease if the contract involves—

- a) the use of an identified asset,
- b) the right to obtain substantially all the economic benefits from use of the identified asset, and

c) the right to direct the use of the identified asset.

The Company at the inception of the lease contract recognises a Right-of-Use (RoU) asset at cost and a corresponding lease liability, for all lease arrangements in which it is a lessee, except for leases with term of less than twelve months (short term) or low-value assets.

Certain lease arrangements includes the options to extend or terminate the lease before the end of the lease term. ROU assets and lease liabilities includes these options when it is reasonably certain that they will be exercised

The cost of the right-of-use assets comprises the amount of the initial measurement of the lease liability, any lease payments made at or before the inception date of the lease plus any initial direct costs, less any lease incentives received. Subsequently, the right-of-use assets is measured at cost less any accumulated depreciation and accumulated impairment losses, if any. The right-of-use assets is depreciated using the straight-line method from the commencement date over the shorter of lease term or useful life of right-of-use assets.

Right of use assets are evaluated for recoverability whenever events or changes in circumstances indicate that their carrying amounts may not be recoverable. For the purpose of impairment testing, the recoverable amount (i.e. the higher of the fair value less cost to sell and the value-in-use) is determined on an individual asset basis unless the asset does not generate cash flows that are largely independent of those from other assets. In such cases, the recoverable amount is determined for the Cash Generating Unit (CGU) to which the asset belongs.

For lease liabilities at inception, the Company measures the lease liability at the present value of the lease payments that are not paid at that date. The lease payments are discounted using the interest rate implicit in the lease, if that rate is readily determined, if that rate is not readily determined, the lease payments are discounted using the incremental borrowing rate.

The Company recognises the amount of the re-measurement of lease liability as an adjustment to the right-of-use assets. Where the carrying amount of the right-of-use assets is reduced to zero and there is a further reduction in the measurement of the lease liability, the Company recognises any remaining amount of the re-measurement in the Statement of profit and loss.

For short-term or low value leases, the Company recognises the lease payments as an operating expense on a straight-line basis over the lease term.

X) Inventories

Inventories are carried at lower of cost and net realisable value. Cost is determined by using the First in First Out formula. Costs comprise all cost of purchase and cost incurred in bringing the inventory to their present location and condition other than taxes that are subsequently recoverable by the Company from tax authorities.

XI) Cash and cash equivalents

Cash and cash equivalent in the balance sheet comprise cash at banks and on hand and short-term deposits with an original maturity of three months or less or which are subject to an insignificant risk of changes in value.

For the purpose of the statement of cash flows, cash and cash equivalents consist of cash and short-term deposits, as defined above, net of outstanding bank overdrafts as they are considered an integral part of the Group's cash management.

XII) Revenue recognition

Revenue is measured at amount of consideration (transaction price) which the company expects to be entitled to in exchange for transferring distinct goods or services to a customer. Revenue is reduced for rebates.

Sale of goods

Revenue from the sale of goods is recognised when the goods are delivered and titles have passed, at which time all the following conditions are satisfied:

- the Group has transferred to the buyer the significant risks and rewards of ownership of the goods;

- the Group retains neither continuing managerial involvement to the degree usually associated with ownership nor effective control over the goods sold;
- the amount of revenue can be measured reliably;
- it is probable that the economic benefits associated with the transaction will flow to the Group; and
- the costs incurred or to be incurred in respect of the transaction can be measured reliably.”

Rendering of services

Service revenue is recognised based on contract terms and on time proportion basis as applicable and excludes Goods and Services Tax.

XIII) Other income

Dividend and Interest income

Dividend income is recognised in statement of profit and loss on the date on which the Group's right to receive payment is established.

Interest income from a financial asset is recognised when it is probable that the economic benefits will flow to the Group and the amount of income can be measured reliably. Interest income is accrued on a time basis, by reference to the principal outstanding and at the effective interest rate applicable, which is the rate that exactly discounts estimated future cash receipts through the expected life of the financial asset to that asset's net carrying amount on initial recognition.”

Rental Income

Rental income arising from operating leases on investment properties is accounted for on an accrual basis as per the terms of the lease contract and is included in other income in the Statement of Profit and Loss.

XIV) Retirement and other employee benefits

i) Short term employee benefits

Short-term employee benefits are expensed as the related service is provided at the undiscounted amount of the benefits expected to be paid in exchange for that service. A liability is recognised for the amount expected to be paid if the Group has a present legal or constructive obligation to pay this amount as a result of past service provided by the employee and the obligation can be estimated reliably.

ii) Post Employment Employee Benefits

Retirement benefits to employees comprise payments to government provident funds, gratuity fund, leave encashment and superannuation fund.

Defined contribution plans

Retirement benefits in the form of provident fund and superannuation fund are a defined contribution scheme and the contributions are charged to the Statement of Profit and Loss of the year when the contributions to the respective funds are due. There are no other obligations other than the contribution payable to the respective trusts.

Defined benefit plans

Gratuity liability is a defined benefit obligation and is provided for on the basis of an actuarial valuation on projected unit credit method made at the end of each financial year.

The Group's net obligation in respect of defined benefit plans is calculated separately for each plan by estimating the amount of future benefit that employees have earned in the current and prior periods, discounting that amount and deducting the fair value of any plan assets.

The calculation of defined benefit obligations is performed annually by a qualified actuary using the projected unit credit method. When the calculation results in a potential asset for the Group, the recognised asset is limited to the present value of economic benefits available in the form of any future refunds from the plan or reductions in future contributions to the plan.

Remeasurement of the net defined benefit liability, which comprise actuarial gains and losses, the return on plan assets (excluding interest) and the effect of the asset ceiling (if any, excluding

interest), are recognised immediately in OCI. Net interest expense (income) on the net defined liability (assets) is computed by applying the discount rate, used to measure the net defined liability (asset), to the net defined liability (asset) at the start of the financial year after taking into account any changes as a result of contribution and benefit payments during the year. Net interest expense and other expenses related to defined benefit plans are recognised in the statement of profit and loss.

When the benefits of a plan are changed or when a plan is curtailed, the resulting change in benefit that relates to past service or the gain or loss on curtailment is recognised immediately in the statement of Profit and Loss. The Group recognises gains and losses on the settlement of a defined benefit plan when the settlement occurs.

Short term compensated absences are provided for based on estimates.

Other long term benefits

Long term compensated absences are provided for based on actuarial valuation. The actuarial valuation is done as per projected unit credit method. Actuarial gains/losses are recognised in the other comprehensive income.

XV) Taxation

Income tax expenses represent the sum of the tax currently payable and deferred tax.

i) Current tax

The tax currently payable is based on taxable profit for the year. Taxable profit differs from 'profit before tax' as reported in the Statement of Profit and Loss because of items of income or expense that are taxable or deductible in other years and items that are never taxable or deductible. The current tax is calculated using tax rates that have been enacted or substantively enacted by the end of the reporting period.

ii) Deferred tax

Deferred tax is recognised on temporary differences between the carrying amount of assets and liabilities in the standalone financial statements and the corresponding tax bases used in the computation of taxable profit. Deferred tax liabilities are generally recognised for all taxable temporary differences. Deferred tax assets are generally recognised for all deductible temporary differences to the extent that it is probable that taxable profits will be available against which those deductible temporary differences can be utilised. Such deferred tax assets and liabilities are not recognised if the temporary difference arises from the initial recognition (other than in a business combination) of assets and liabilities in a transaction that affects neither the taxable profit nor the accounting profit. In addition, deferred tax liabilities are not recognised if the temporary difference arises from the initial recognition of goodwill.

Deferred tax liabilities are recognised for taxable temporary differences associated with investments in subsidiaries, except where the Group is able to control the reversal of temporary difference and it is probable that the temporary difference will not reverse in the foreseeable future. Deferred tax assets arising from deductible temporary differences associated with such investments and interests are only recognised to the extent that it is probable that there will be sufficient taxable profits against which to utilise the benefits of the temporary differences and they are expected to reverse in the foreseeable future.

The carrying amount of deferred tax assets is reviewed at the end of each reporting period and reduced to the extent that it is no longer probable that sufficient taxable profits will be available to allow all or part of the assets to be recovered.

Deferred tax liabilities and assets are measured at the tax rates that are expected to apply in the period in which the liability is settled or the asset is realised, based on tax rates (and tax laws) that have been enacted or substantively enacted by the end of the reporting period.

The measurement of deferred tax liabilities and assets reflect the tax consequences that would follow from the manner in which the Group expects, at the end of the reporting period, to recover or settle the carrying amount of its assets and liabilities.

iii) Current and deferred tax for the year

Current and deferred tax are recognised in Statement of Profit and Loss, except when they relate to items that are recognised in other comprehensive income or directly in equity, in which case, the current and deferred tax are also recognised in other comprehensive income or directly in equity respectively. Where current tax or deferred tax arises from the initial accounting for a business combination, the tax effect is included in the accounting for the business combination.

iv) Minimum alternate tax credit

Minimum alternate tax credit is recognised as an asset only when and to the extent there is convincing evidence that the Group will pay normal income tax during the specified period. Such asset is reviewed at each balance sheet date and the carrying amount of the MAT credit is written down to the extent there is no longer a convincing evidence to the effect that the Group will pay normal income tax during the specified period.

XVI) Provisions, contingent liabilities and contingent assets

A provision is recognised when the Group has a present obligation as a result of past events and it is probable that an outflow of resources will be required to settle the obligation in respect of which a reliable estimate can be made. These are reviewed at each balance sheet date and adjusted to reflect the current best estimates. Contingent liabilities are disclosed in the notes to the financial statements. Contingent assets are not recognised in the financial statements.

Further, long term provisions are determined by discounting the expected future cash flows specific to the liability. The unwinding of the discount is recognised as finance cost. A provision for onerous contracts is measured at the present value of the lower of the expected cost of terminating the contract and the expected net cost of continuing with the contract. Before a provision is established, the Group recognises any impairment loss on the assets associated with that contract.

XVII) Operating cycle

Classification of Assets and Liabilities as Current and Non-Current: All assets and liabilities are classified as current or non-current as per the Company's normal operating cycle, and other criteria set out in Schedule III of the Companies Act, 2013. Based on the nature of products and the time lag between the acquisition of assets for processing and their realisation in cash and cash equivalents, 12 month period has been considered by the Company as its normal operating cycle.

XVIII) Dividends

Final dividends on shares are recorded as a liability on the date of approval by the shareholders and interim dividends are recorded as a liability on the date of declaration by the Company's Board of Directors.

6 Critical accounting judgements and key sources of estimation uncertainty

The preparation of financial statements in accordance with Ind AS requires use of estimates and assumptions for some items, which might have an effect on their recognition and measurement in the balance sheet and statement of profit and loss. The actual amounts realised may differ from these estimates.

The estimates and underlying assumptions are reviewed on an ongoing basis. Revisions to accounting estimates (accounted on a prospective basis) are recognised in the period in which the estimate is revised if the revision affects only that period, or in the period of the revision and future periods of the revision affects both current and future periods.

The following are the key assumption concerning the future and other key sources of estimations uncertainty at the end of the reporting period that may have a significant risk of causing a material adjustment to the carrying amounts of assets and liabilities within the next financial year:

a) Property, plant and equipment :

Determination of the estimated useful lives of tangible assets and the assessment as to which components of the cost may be capitalised. Useful lives of tangible assets are based on the life prescribed in Schedule II of the Companies Act, 2013. In cases, where the useful lives are different

from that prescribed in Schedule II, they are based on technical advice, taking into account the nature of the asset, the estimated usage of the asset, the operating conditions of the asset, past history of replacement, anticipated technological changes, manufacturers' warranties and maintenance support. Assumptions also need to be made, when the Group assesses, whether an asset may be capitalised and which components of the cost of the asset may be capitalised.

b) Recognition and measurement of defined benefit obligations :

The obligation arising from defined benefit plan is determined on the basis of actuarial assumptions. Key actuarial assumptions include discount rate, trends in salary escalation and vested future benefits and life expectancy. The discount rate is determined by reference to market yields at the end of the reporting period on government bonds. The period to maturity of the underlying bonds correspond to the probable maturity of the post-employment benefit obligations.

c) Recognition of deferred tax assets :

A deferred tax asset is recognised for all the deductible temporary differences to the extent that it is probable that taxable profit will be available against which the deductible temporary difference can be utilised. The management assesses that there will be sufficient taxable profits against which to utilise the benefits of temporary differences and they are expected to reverse in the foreseeable future.

Note 7A

(All amounts are in Rs. lakh, unless stated otherwise)

Property, plant and equipment - As at March 31, 2024

Description	Gross block				Accumulated depreciation				Net block		
	As at April 01, 2023	Additions	Acquisitions through business combinations	Deductions	As at March 31, 2024	Upto March 31, 2023	Charge for the year	Acquisitions through business combinations	Deductions	Upto March 31, 2024	As at March 31, 2024
Freehold Land	31,315.46	-	-	-	31,315.46	-	-	-	-	-	31,315.46
Right of Use Assets - Land	1,14,937.54	10,264.24	-	789.17	1,24,412.61	9,678.91	5,300.10	-	789.17	14,189.84	1,10,222.77
Building	19,652.72	1,547.41	358.33	-	21,558.46	3,850.47	710.15	-	-	4,560.62	16,997.84
Plant and equipment	2,43,557.47	41,284.44	8,157.42	345.54	2,92,653.79	32,984.11	7,896.47	-	71.15	40,809.43	2,51,844.36
Office equipment	839.53	213.88	4.73	0.27	1,057.87	442.99	146.26	-	0.20	589.05	468.82
Furniture and fixtures	1,792.53	126.27	2.30	-	1,921.10	962.25	178.80	-	-	1,141.05	780.05
Vehicles	561.29	468.32	-	24.26	1,005.35	237.15	97.60	-	14.89	319.86	685.49
Total	4,12,656.54	53,904.56	8,522.78	1,159.24	4,73,924.64	48,155.88	14,329.38	-	875.41	61,609.85	4,12,314.79

Property, plant and equipment - As at March 31, 2023

Description	Gross block				Accumulated depreciation				Net block		
	As at April 01, 2022	Additions	Acquisitions through business combinations	Deductions	As at March 31, 2023	Upto March 31, 2022	Charge for the year	Acquisitions through business combinations	Deductions	Upto March 31, 2023	As at March 31, 2023
Freehold Land	31,315.46	-	-	-	31,315.46	-	-	-	-	-	31,315.46
Right of Use Assets - Land	49,151.80	69,656.31	1,158.52	5,029.09	1,14,937.54	5,506.38	4,575.43	215.80	618.70	9,678.91	1,05,258.63
Building	17,232.01	159.35	2,264.26	2.90	19,652.72	3,030.53	715.63	104.32	0.01	3,850.47	15,802.25
Plant and equipment	1,70,407.82	7,870.04	65,279.61	-	2,43,557.47	23,284.26	7,691.68	2,008.17	-	32,984.11	2,10,573.36
Office equipment	689.42	157.01	118.03	124.93	839.53	386.62	121.66	38.36	103.65	442.99	396.54
Furniture and fixtures	1,291.56	306.87	205.48	11.38	1,792.53	706.22	170.34	94.92	9.23	962.25	830.28
Vehicles	418.53	124.22	38.98	20.44	561.29	196.18	57.21	1.66	17.90	237.15	324.14
Total	2,70,506.60	78,273.80	69,064.88	5,188.74	4,12,656.54	33,110.19	13,331.95	2,463.23	749.49	48,155.88	3,64,500.66

Note 7B**Capital Work in Progress ageing schedule:**

Projects in progress	Less than 1 year	1-2 years	2-3 years	More than 3 years	Total
As at March 31, 2024	58,909.57	9,947.02	854.55	3.73	69,714.87
As at March 31, 2023	22,494.31	18,432.42	21.80	217.70	41,166.24

Note: The Group does not have any temporarily suspended project or any CWIP which is overdue or has exceeded its cost compared to its original plan.

Note 7C

- (1) Specific fixed assets of the Company have been provided as security to the consortium of banks by way of pari-pasu first charge for working capital limits and term loans availed by the Company [Refer note 21]
- (2) Buildings include Rs. 5.58 lakh (Previous Year Rs. 5.58 lakh) for premises in a Co-operative Society against which the shares of the face value of Rs. 500 are held under the bye-laws of the society.
- (3) Additions to capital work in progress include borrowing cost capitalised during the year of Rs. 5,161.59 lakh (Previous year Rs. 1024 lakh) and interest expenses on lease liabilities of Rs. 1,435.57 lakh (Previous year Rs. 1,187.12 lakh).
- (4) The amount of expenditures recognised in the carrying amount of capital work in progress in the course of its construction is Rs. 3,419.93 lakh.
- (5) Refer Note 49 to 51 related to acquisitions through business combinations.

Note 8**Intangible assets - As at March 31, 2024**

(All amounts are in Rs. lakh, unless stated otherwise)

Description	Gross block		Accumulated amortisation				Net block				
	As at April 01, 2023	Additions	Acquisitions through business combinations	Deductions	As at March 31, 2024	Upto March 31, 2023	Charge for the year	Acquisitions through business combinations	Deductions	Upto March 31, 2024	As at March 31, 2024
Computer software	374.35	31.75	-	-	406.10	242.02	35.46	-	-	277.48	128.62
Total	374.35	31.75	-	-	406.10	242.02	35.46	-	-	277.48	128.62

Intangible assets - As at March 31, 2023

Description	Gross block		Accumulated amortisation				Net block				
	As at April 01, 2022	Additions	Acquisitions through business combinations	Deductions	As at March 31, 2023	Upto March 31, 2022	Charge for the year	Acquisitions through business combinations	Deductions	Upto March 31, 2023	As at March 31, 2023
Computer software	262.88	110.33	1.60	0.46	374.35	204.10	37.34	1.02	0.44	242.02	132.33
Total	262.88	110.33	1.60	0.46	374.35	204.10	37.34	1.02	0.44	242.02	132.33

Note 9**Investments****Non-Current Investments**

(All amounts are in Rs. lakh, unless stated otherwise)

Particulars	As at	As at
	March 31, 2024	March 31, 2023
Investments in Government Securities (unquoted)	1.08	1.08
Investments in Equity Instruments (quoted)	0.03	0.03
Total	1.11	1.11
Current Investments		
Investment in Mutual Funds	19,398.12	20,432.65
Total	19,398.12	20,432.65

Note 9.1**Non current financial assets - Investments**

(All amounts are in Rs. lakh, unless stated otherwise)

Investments in Government Securities (unquoted)	As at	As at
	March 31, 2024	March 31, 2023
Government Securities of the Face Value of Rs. 0.48 lakh (Deposited with Government Authorities)	1.08	1.08

(All amounts are in Rs. lakh, unless stated otherwise)

Investments in Equity Instruments (quoted)	As at	As at
	March 31, 2024	March 31, 2023
289 Equity Shares of Rs. 10 each of JIK Industries Limited	0.29	0.29
Less: Provision for diminution in value of investments	(0.26)	(0.26)
289 Equity Shares of Rs. 10 each of JIK Industries Limited	0.03	0.03

Note 9.2**Aggregate value of**

(All amounts are in Rs. lakh, unless stated otherwise)

	As at	As at
	March 31, 2024	March 31, 2023
a) Quoted investments - Cost	0.29	0.29
b) Quoted investments - Market Value	0.00	0.00
c) Unquoted investments	1.08	1.08
d) Provisions for impairment in the value of investments	0.26	0.26

Note 10**Other financial assets****(Unsecured, considered good unless otherwise stated)**

(All amounts are in Rs. lakh, unless stated otherwise)

Particulars	As at	As at
	March 31, 2024	March 31, 2023
Security Deposits	1,490.96	1,429.45
Bank balances in earmarked accounts:		
- Deposit with bank (margin money against guarantees and other commitments with maturity of more than 12 months from the balance sheet date)	285.44	191.65
Advances paid under protest to Deendayal Port Trust		
- Considered good	100.34	100.35
- Credit impaired	574.45	574.45
	2,451.19	2,295.90
Less: Loss allowance	574.45	574.45
Total	1,876.74	1,721.45

Note 11**Other non-current assets****(Unsecured and considered good)**

(All amounts are in Rs. lakh, unless stated otherwise)

Particulars	As at	As at
	March 31, 2024	March 31, 2023
Capital Advances	3,196.86	5,130.66
Input tax credit receivables	7,226.65	5,836.32
Advance given to Mormugao Port Trust	-	212.46
Balance with government authorities	276.32	267.59
Prepaid expenses	242.84	92.48
Total	10,942.67	11,539.51

Note 12**Inventories****(At lower of cost and net realisable value)**

(All amounts are in Rs. lakh, unless stated otherwise)

Particulars	As at	As at
	March 31, 2024	March 31, 2023
Stock in trade:		
- Liquefied Petroleum Gas	3,439.39	12,029.25
- Others - Machinery for Autogas Dispensing Station	376.30	396.07
Consumables, stores & spares and others	2,542.54	2,321.92
Total	6,358.23	14,747.24

Note 13**Trade receivables****(Unsecured)**

(All amounts are in Rs. lakh, unless stated otherwise)

Particulars	As at March 31, 2024	As at March 31, 2023
Considered Good	51,338.25	83,858.88
Trade receivables - credit impaired	333.17	279.09
	51,671.42	84,137.97
Less: Loss allowance	333.17	279.09
Total	51,338.25	83,858.88

Note 13.1

1. The carrying amounts of trade receivables as at the reporting date approximate fair value. Trade receivables are non-interest bearing.
2. No trade receivables are due from directors or other officers of the Group either severally or jointly with any other person.
3. Refer note 41 for Trade Receivables ageing schedule.

Note 14**Cash and cash equivalents**

(All amounts are in Rs. lakh, unless stated otherwise)

Particulars	As at March 31, 2024	As at March 31, 2023
<u>Bank balances</u>		
- Current accounts	3,624.10	5,080.20
- Deposit accounts (Refer note 14.1)	99,601.99	78,167.52
Cash on hand	3.80	3.54
Total	1,03,229.89	83,251.26

Note 14.1

Includes Fixed Deposits with maturity of more than 3 months. Principal amount of these Fixed Deposits can be withdrawn by the Company at any point of time.

Note 15**Other bank balances**

(All amounts are in Rs. lakh, unless stated otherwise)

Particulars	As at March 31, 2024	As at March 31, 2023
Deposits with maturity over 3 months but less than 12 months	30,004.30	36,500.00
In earmarked accounts:		
- Deposit accounts (Refer note 15.1)	41,378.99	4,746.68
- Margin money (Refer note 15.2)	257.34	251.46
- Unpaid dividend accounts	2,592.90	1,761.70
Total	74,233.53	43,259.84

Note 15.1

Deposits placed with the bank as security against borrowings	41,378.99	4,746.68
Loan amounting outstanding against above at the year end	-	-

Note 15.2

Margin money against guarantees and other commitments	179.44	130.00
---	--------	--------

Note 16**Other Current Financial Assets
(Unsecured and considered good)**

(All amounts are in Rs. lakh, unless stated otherwise)

Particulars	As at March 31, 2024	As at March 31, 2023
Unbilled Revenue	4,759.09	4,155.72
Insurance claim receivable	2,468.67	459.02
Financial assets on account of derivatives	7,564.41	12,637.71
Advance to employees	42.30	53.80
Deposit with Government authorities	22.99	12.99
Security Deposits	49.42	44.48
Interest accrued on deposits with bank and others	453.60	359.42
Others	249.95	82.37
Total	15,610.43	17,805.51

Note 17**Other current assets
(Unsecured, considered good unless otherwise stated)**

(All amounts are in Rs. lakh, unless stated otherwise)

Particulars	As at March 31, 2024	As at March 31, 2023
Advance to suppliers	1,591.77	1,203.37
Input tax credit receivables	10,386.93	9,279.48
Prepaid expenses	1,254.69	462.68
Balance with government authorities	817.00	780.95
Advance given to Maharashtra Pollution Control Board	263.40	269.61
Advance given to Mormugao Port Trust	263.84	491.38
Others	225.21	35.94
	14,802.84	12,523.41
Less: Loss allowance	6.67	-
Total	14,796.17	12,523.41

Note 18**Equity share capital**

(All amounts are in Rs. lakh, unless stated otherwise)

Particulars	As at March 31, 2024		As at March 31, 2023	
	Number	Amount	Number	Amount
[a] Authorised share capital				
Equity shares of the par value of Re. 1 each	52,00,00,000	5,200.00	52,00,00,000	5,200.00
13.5 % Cumulative Redeemable Preference shares of the par value of Rs. 100 each	1,00,000	100.00	1,00,000	100.00
Redeemable Preference shares of the par value of Rs. 10 each	60,00,000	600.00	60,00,000	600.00
Total	52,61,00,000	5,900.00	52,61,00,000	5,900.00

[b] Issued, subscribed and paid up				
Equity shares of Re. 1 each	35,10,00,000	3,510.00	35,10,00,000	3,510.00
Add: Forfeited shares (amount originally paid up)		0.45		0.45
Total	35,10,00,000	3,510.45	35,10,00,000	3,510.45

[c] Reconciliation of number of equity shares outstanding at the beginning and end of the year :

	As at March 31, 2024		As at March 31, 2023	
	Number	Amount	Number	Amount
At the beginning of the year	35,10,00,000	3,510.00	35,10,00,000	3,510.00
Addition during the year	-	-	-	-
Balance as at the end of the year	35,10,00,000	3,510.00	35,10,00,000	3,510.00

[d] Rights, preferences and restrictions attached to equity shares :

- Right to receive dividend as may be approved by the Board of Directors / Annual General Meeting.
- The Equity Shares are not repayable except in the case of a buyback, reduction of capital or winding up in terms of the provisions of the Companies Act, 2013
- Every member of the company holding equity shares has a right to attend the General Meeting of the company and has a right to speak and on a show of hands, has one vote if he is present in person and on a poll shall have the right to vote in proportion to his share in the paid-up capital of the company.

[e] Details of shareholders holding more than 5% of the aggregate shares in the Company

Name of the shareholder	As at March 31, 2024		As at March 31, 2023	
	Number	Percentage	Number	Percentage
Equity shares of Re. 1/- each fully paid				
Huron Holdings Limited	11,11,60,570	31.67%	11,11,60,570	31.67%
Trans Asia Petroleum Inc	9,27,54,105	26.43%	9,26,53,553	26.40%

[f] Details of share held by the promoters :

Name of the shareholder	As at March 31, 2024		As at March 31, 2023	
	Number	Amount	Number	Amount
Equity shares of Re. 1/- each fully paid				
Huron Holdings Limited	11,11,60,570	31.67%	11,11,60,570	31.67%
- % Change during the year		0.00%		0.00%
Trans Asia Petroleum Inc	9,27,54,105	26.43%	9,26,53,553	26.40%
- % Change during the year		0.03%		0.00%
Asia Infrastructure Investment Ltd	10,000	0.00%	10,000	0.00%
- % Change during the year		0.00%		0.00%

Note 19

A. Other equity (attributable to the owners of the Company)

Securities Premium

(All amounts are in Rs. lakh, unless stated otherwise)

Particulars	As at March 31, 2024	As at March 31, 2023
Balance as at the beginning of the year	1,09,141.09	58,887.77
Addition during the year	-	50,253.32
Balance as at the end of the year	1,09,141.09	1,09,141.09

Capital reserve

Particulars	As at March 31, 2024	As at March 31, 2023
Balance as at the beginning of the year	18,697.83	54.90
(Reduction)/ Addition during the year	(486.61)	18,642.93
Balance as at the end of the year	18,211.22	18,697.83

Capital reserve (Demerger)

Particulars	As at March 31, 2024	As at March 31, 2023
Balance as at the beginning of the year	131.37	131.37
Balance as at the end of the year	131.37	131.37

Capital reserve on consolidation

Particulars	As at March 31, 2024	As at March 31, 2023
Balance as at the beginning of the year	741.64	741.64
Balance as at the end of the year	741.64	741.64

Capital redemption reserve

Particulars	As at March 31, 2024	As at March 31, 2023
Balance as at the beginning of the year	5,575.87	5,922.20
On disposal of non-controlling interest	-	(346.33)
Balance as at the end of the year	5,575.87	5,575.87

General Reserve

Particulars	As at March 31, 2024	As at March 31, 2023
Balance as at the beginning of the year	18,716.44	18,743.89
On disposal of non-controlling interest	-	(27.45)
Balance as at the end of the year	18,716.44	18,716.44

Retained earnings

Particulars	As at March 31, 2024	As at March 31, 2023
Balance as at the beginning of the year	1,96,811.77	1,30,106.56
Profit for the year	56,919.92	46,295.40
On disposal of non-controlling interest	-	37,959.81
Payment of dividend on equity shares - Interim	(15,795.00)	(15,795.00)
Payment of dividend on equity shares - Final	(4,387.50)	(1,755.00)
Balance as at the end of the year	2,33,549.19	1,96,811.77

Other comprehensive income

Particulars	As at March 31, 2024	As at March 31, 2023
Balance as at the beginning of the year	(92.45)	(118.91)
Additions during the year	(49.68)	26.46
Balance as at the end of the year	(142.13)	(92.45)
Total	3,85,924.69	3,49,723.56

Note 19.1**Description of nature and purpose of each reserve:**

1. Securities premium is used to record the premium on issue of shares. The reserve is utilised in accordance with the provisions of the Companies Act, 2013. No dividend can be distributed out of securities premium.
2. Capital reserve represents reserve created pursuant to upfront payment for equity warrants forfeited in the year 1996-97, created on acquisition of liquid tank terminals at Kandla port from Friends Group during the year 2022-23 and created on acquisition of liquid tank terminals at Mangalore port from Nadella during the current year.

3. Capital reserve (Demerger) represents reserve created pursuant to scheme of amalgamation and demerger.
4. The Group is required to create a capital redemption reserve out of the profits when any capital is redeemed. Capital Redemption Reserve can be utilised only for issuing fully paid bonus shares. No dividend can be distributed out of this reserve.
5. General reserve is created from time to time by transferring profits from retained earnings and can be utilised for purposes such as dividend payout, bonus issue, etc.

B. Non-controlling interest

Particulars	As at March 31, 2024	As at March 31, 2023
Balance as at the beginning of the year	51,447.83	8,258.65
Profit for the year	10,303.15	4,797.13
Disposal to non-controlling interest by the owners of the Company	-	43,649.75
Impact of business acquisition	(541.12)	-
Payment of dividend	(4,456.92)	(5,257.70)
Total	56,752.94	51,447.83

Note 20

Provisions Particulars	As at March 31, 2024	As at March 31, 2023
Non-current		
<u>Employee benefits</u>		
Gratuity (Refer note 38)	868.33	748.35
Compensated absences	668.63	388.81
Total - (A)	1,536.96	1,137.16
Current		
<u>Employee benefits</u>		
Gratuity (Refer note 38)	571.38	522.30
Compensated absences	334.42	373.98
Provision for interest on delayed payments of Rent	133.34	133.34
Total - (B)	1,039.14	1,029.62
Total (A)+(B)	2,576.10	2,166.78

Note 21

Borrowings

(All amounts are in Rs. lakh, unless stated otherwise)

Particulars	As at March 31, 2024	As at March 31, 2023
Non-Current		
A) Secured Loans		
From banks		
Loan from HDFC Bank (Refer Note 21.1.1 (i) & (iii))	93,225.08	87,779.08
Loan from DBS Bank (Refer Note 21.1.1 (ii) & (iii))	10,038.32	10,049.40
B) Unsecured Loans		
From banks		
Supplier's-Credit- DBS Bank Ltd. (Refer Note 21.1.3 (ix))	-	14.54
From related parties		
Vopak India BV (Refer Note 21.1.3 (i))	39,957.00	-
Total	1,43,220.40	97,843.02
Current		
A) Secured Loans		
Supplier's-Credit- HDFC Bank (Refer Note 21.1.2 (i))	120.60	691.78
Overdraft from Banks (Refer Note 21.1.2 (ii))	7,015.29	-
Total	7,135.89	691.78
B) Unsecured Loans		
Loan from Kotak Bank (Refer Note 21.1.3 (ii))	1,500.00	-
Loan from QN Bank (Refer Note 21.1.3 (iii))	2,500.00	-
Loan from HDFC Bank (Refer Note 21.1.3 (iv))	7,000.00	-
Loan from HSBC Bank (Refer Note 21.1.3 (v))	2,000.00	-
Supplier's-Credit- Kotak Mahindra Bank (Refer Note 21.1.3 (vii))	2,666.54	-
Supplier's-Credit- Axis Bank (Refer Note 21.1.3 (viii))	300.01	256.52
Current maturities of long-term Unsecured Loan:		
- Supplier's-Credit- DBS Bank Ltd. (Refer Note 21.1.3 (ix))	-	744.36
Total	15,966.55	1,000.88
Total	23,102.44	1,692.66

Note 21.1

Terms of borrowings

1 Non- Current Loans from banks are secured by way of :

- (i) Loans taken from HDFC Bank are repayable within 120 months from the date of the first disbursement and carry an interest rate between 7.25-8.75% p.a.
- (ii) Loan taken from DBS Bank is repayable within 60 months from the date of disbursement and carries an interest rate between 7.50-8.25% p.a.
- (iii) The borrowings from HDFC Bank and DBS Bank are secured by a first pari-passu charge on all the tangible movable fixed assets, present and future, of Aegis Vopak Terminals Limited, Konkan Storage Systems (Kochi) Private Limited and CRL Terminals Private Limited, and a first pari-passu charge over cash flows, receivables, book debt, bank accounts etc. present and future, of aforesaid companies.

Borrowings from HDFC Bank are secured by a first pari-passu charge by way of hypothecation over the plant & machinery, present and future, and a first pari-passu charge over current assets, including stock and book debts, of CRL Terminals Private Limited.

2 Current Loans from banks are secured by way of :

- (i) Suppliers credit from HDFC banks are secured by charge over the specified plant & machinery, stock in trade and book debts hypothecated to the Bank, corporate guarantee from Aegis Logistics Ltd. and previous year's balance secured by charge on movable properties of the Company and further secured by second charge on specific immovable properties of the Company situated at Trombay and Vapi.
- (ii) Overdraft facility taken from banks are secured by lien on Fixed Deposits placed by the Company.

3 Unsecured Loans

- (i) Loans from Vopak India BV are repayable within 60 months from the date of disbursement and carry an interest rate between 8.00-8.50% p.a.
- (ii) Loans from Kotak Mahindra Bank are repayable within 180 days and carries an interest rate upto 8.25% p.a.
- (iii) Loans from Qatar National Bank are repayable within 180 days and carries an interest rate upto 8.25% p.a.
- (iv) Loans taken from HDFC Bank are repayable within 11 months and carries an interest rate up to 8.50% p.a.
- (v) Loans from HSBC are repayable within 365 days and carry an interest rate up to 8.50% p.a.
- (vi) Suppliers credit from Kotak Mahindra Bank is repayable within 180 days and carries an interest rate between 8.00-8.40% p.a.
- (vii) Suppliers credit from Axis Bank Ltd. is availed for a period up to 180 days and is charged at the rate agreed with the discounting Bank on the date of each discounting.
- (ix) Suppliers credit from DBS Bank is availed against bills discounted through the bank and is repayable within a period of 3 years.

Note 22

Other financial liabilities

(All amounts are in Rs. lakh, unless stated otherwise)

Particulars	As at March 31, 2024	As at March 31, 2023
Deposits from dealers	5,564.50	4,455.43
Total	5,564.50	4,455.43

Note 23

Other non-current liabilities

(All amounts are in Rs. lakh, unless stated otherwise)

Particulars	As at March 31, 2024	As at March 31, 2023
Income received in Advance	179.74	159.83
Total	179.74	159.83

Note 24

Trade payables

(All amounts are in Rs. lakh, unless stated otherwise)

Particulars	As at March 31, 2024	As at March 31, 2023
Total outstanding dues of creditors of micro enterprises and small enterprises (Refer note 24.1)	120.31	91.74
Total outstanding dues of creditors other than micro enterprises and small enterprises	43,392.88	87,047.10
Total	43,513.19	87,138.84

Note 24.1

The information as required to be disclosed under the Micro, Small and Medium Enterprises Development Act, 2006 has been determined to the extent such parties have been identified on the basis of information available with the Company. The amount of principal and interest outstanding at the year end are given below:

Particulars	As at March 31, 2024	As at March 31, 2023
1. Principal amount	273.73	833.43
2. Interest due thereon remaining unpaid to any supplier as at the end of year	5.63	14.87
3. Amount of interest paid by the buyer in terms of section 16 of the Micro Small and Medium Enterprise Development Act, 2006, along with the amounts of the payment made to the supplier beyond the appointed day during the year	1,291.31	951.01
4. Amount of interest due and payable for the period of delay in making payment (which has been paid but beyond the appointed day during the year) but without adding the interest specified under Micro Small and Medium Enterprise Development Act, 2006	0.13	0.24
5. Amount of interest accrued and remaining unpaid at the end of year	35.14	29.46
6. Amount of further interest remaining due and payable even in the succeeding years, until such date when the interest due as above is actually paid to the small enterprise for the purpose of disallowance as a deductible expenditure under section 23 of the of the Micro Small and Medium Enterprise Development Act, 2006	3.66	1.39
Total outstanding dues of micro enterprises and small enterprises [1+5]	308.87	862.89
Less: Amount payable under Capital contracts included in above	(188.56)	(771.15)
Total outstanding dues of micro enterprises and small enterprises	120.31	91.74

Note 24.2

Refer note 42 for Trade payables ageing schedule

Note 25**Other Financial Liability**

(All amounts are in Rs. lakh, unless stated otherwise)

Particulars	As at March 31, 2024	As at March 31, 2023
Interest accrued but not due on borrowings	1,298.65	64.02
Unpaid Dividends	2,592.89	1,761.70
Amount payable under Capital contracts	15,434.45	4,249.37
Commission payable to the Managing director (net of TDS)	402.60	377.89
Others	32.80	30.80
Total	19,761.39	6,483.78

Note 26**Other current liabilities**

(All amounts are in Rs. lakh, unless stated otherwise)

Particulars	As at March 31, 2024	As at March 31, 2023
Income received in Advance	23.58	21.84
Advance Storage Rentals	646.66	699.22
Advance from customers	3,544.11	2,742.91
Unclaimed cheques under exit offer	351.62	351.62
Statutory dues	2,338.07	2,577.90
Total	6,904.04	6,393.49

Note 27**Revenue from operations**

(All amounts are in Rs. lakh, unless stated otherwise)

Particulars	For the year ended March 31, 2024	For the year ended March 31, 2023
Sales - Traded Goods:		
- Liquefied Petroleum Gas (Refer note 27.1)	6,04,621.07	7,82,267.93
- Others - Machinery for Autogas Dispensing Station (including stores and spares)	45.31	77.24
	6,04,666.38	7,82,345.17
Service Revenue:		
- Liquid Terminal Division	54,894.86	41,770.58
- Gas Terminal Division	44,370.67	38,099.40
	99,265.53	79,869.98
Other operating revenue:		
- Lease Rent	206.34	313.67
- Commission income, Demurrage and others	453.87	192.49
	660.21	506.16
Total	7,04,592.12	8,62,721.31

Note 27.1 - Reconciliation of revenue recognised with the contracted price is as follows:

(All amounts are in Rs. lakh, unless stated otherwise)

Particulars	For the year ended March 31, 2024	For the year ended March 31, 2023
Contracted Price	6,06,187.30	7,84,027.71
Adjustment for: Discount	(1,566.23)	(1,759.78)
Sales - Traded Goods - Liquefied Petroleum Gas	6,04,621.07	7,82,267.93

Note 28**Other Income**

(All amounts are in Rs. lakh, unless stated otherwise)

Particulars	For the year ended March 31, 2024	For the year ended March 31, 2023
Interest income from:		
- Fixed deposits (at amortised cost)	11,783.61	4,550.06
- Other financial assets (at amortised cost)	46.41	416.09
- Others	53.02	-
Profit on sale of property, plant and equipment	2.36	-
Profits on sale of investments in subsidiary company	1,462.00	-
Fair value gain of Investment in Mutual Funds	119.91	27.55
Net profits on sale of other investments	1,050.09	1,206.05
Sundry credit balances written back (net)	144.85	244.93
Provision for doubtful debts and advances written back	5.43	-
Interest on income tax refund	99.61	119.76
Fair value of Financial assets on account of derivatives	1,141.92	11,425.82
Miscellaneous Income	3,049.52	708.89
Total	18,958.73	18,699.15

Note 29**Purchases of Stock in Trade**

(All amounts are in Rs. lakh, unless stated otherwise)

Particulars	For the year ended March 31, 2024	For the year ended March 31, 2023
Liquefied petroleum gas	5,68,277.72	7,63,040.81
Others - Machinery for Autogas Dispensing Station	23.29	188.40
Total	5,68,301.01	7,63,229.21

Changes in inventories of stock in trade

(All amounts are in Rs. lakh, unless stated otherwise)

Particulars	For the year ended March 31, 2024	For the year ended March 31, 2023
Opening stock :		
Stock in trade - Liquified Petroleum Gas	12,029.25	7,014.57
Stock in trade - Other	396.07	309.40
Closing stock :		
Stock in trade - Liquified Petroleum Gas	(3,439.39)	(12,029.25)
Stock in trade - Other	(376.30)	(396.07)
Decrease/ (Increase)	8,609.63	(5,101.35)

Note 30**Employee benefits expense**

(All amounts are in Rs. lakh, unless stated otherwise)

Particulars	For the year ended March 31, 2024	For the year ended March 31, 2023
Salaries and wages	8,550.04	6,965.36
Contribution to provident and other funds	989.85	688.67
Staff welfare expenses	576.58	597.85
Total	10,116.47	8,251.88

Note 31**Finance costs**

(All amounts are in Rs. lakh, unless stated otherwise)

Particulars	For the year ended March 31, 2024	For the year ended March 31, 2023
Interest on borrowings	5,471.65	3,456.69
Interest on Lease Liability	5,666.51	4,904.93
Others	438.68	460.89
Total	11,576.84	8,822.51

Note 32**Depreciation and amortisation expense**

(All amounts are in Rs. lakh, unless stated otherwise)

Particulars	For the year ended March 31, 2024	For the year ended March 31, 2023
Depreciation on property, plant and equipment (Refer note 7)	14,329.38	13,331.95
Less: Capitalised and included under CWIP	838.64	789.75
	13,490.74	12,542.20
Amortisation (Refer note 8)	35.46	37.34
Total	13,526.20	12,579.54

Note 33**Other expenses**

(All amounts are in Rs. lakh, unless stated otherwise)

Particulars	For the year ended March 31, 2024	For the year ended March 31, 2023
Stores and Spare parts consumed	1,535.65	1,157.49
Power and Fuel	3,157.83	2,537.13
Labour and Other Charges	4,699.75	3,914.43
Repairs - Buildings	29.52	2.71
Repairs - Machinery	845.86	574.70
Repairs - Others	696.34	617.83
Water Charges	64.93	68.22
Way Leave Fees	1,671.41	2,041.63
Tankage Charges	27.60	627.61
Rates and Taxes	417.21	583.65
Rent	140.85	280.20
Lease Rentals	2,394.28	1,603.08
Insurance	1,793.61	1,625.51
Legal and Professional charges	1,754.70	1,495.65
Printing and Stationery	96.82	90.20
Communication Expenses	208.47	176.25
Travelling, Conveyance and Vehicle Expenses	1,200.52	1,047.86
Exchange difference (net)	11.04	595.87
Advertisement/ Sales Promotion Expenses	82.72	17.32
Commission on Sales	698.14	601.68
Commission to Directors	660.00	660.00
Directors' Sitting Fees	40.11	33.65
Loss on Sale of Fixed Assets	0.10	20.09
Provision for doubtful debts and advances	66.18	41.22
Bad debts written off	10.62	97.22
CSR expenses (Refer note 37)	897.50	645.97
Donation	10.41	6.26
Slump sale related expenses	-	6,306.26
Miscellaneous Expenses	2,078.02	1,693.86
Total	25,290.19	29,163.55

Note 33.1**Payment to auditors (excluding Goods and Services Tax)**

(All amounts are in Rs. lakh, unless stated otherwise)

Particulars	For the year ended March 31, 2024	For the year ended March 31, 2023
As auditor	88.50	88.16
For other services- Limited review, certification work and tax matters	36.02	67.25
Total	124.52	155.42

Note 34**Earnings per share**

Basic and diluted earnings per share is calculated by dividing the profit attributable to equity holders of the Company by the weighted average of equity shares outstanding during the year.

(All amounts are in Rs. lakh, unless stated otherwise)

Particulars		For the year ended March 31, 2024	For the year ended March 31, 2023
Net profit available for equity shareholders (Rs. In lakh)	A	56,919.92	46,295.40
Weighted average number of equity shares outstanding during the year for calculating basic earnings per share (Nos.)	B	35,10,00,000	35,10,00,000
Basic earnings per share (in Rs.)	A/B	16.22	13.19
Weighted average number of equity shares outstanding during the year for calculating basic earnings per share (Nos.)	B	35,10,00,000	35,10,00,000
Add: Weighted average number of potential equity shares on account of employee stock options	C	-	-
Weighted average number of equity shares outstanding during the year for calculating diluted earnings per share (Nos.)	D=B+C	35,10,00,000	35,10,00,000
Diluted earnings per share (Rs.)	A/D	16.22	13.19
Nominal value of equity shares (Rs.)		1	1

Note 35

In terms of the Shareholders Agreement dated January 05, 2018 entered between the Company, its subsidiary Aegis Gas (LPG) Private Limited (AGPL), AGPL's subsidiary Hindustan Aegis (LPG) Limited (HALPG) and Itochu Petroleum Co. (Singapore) Pte. Ltd., the Company and AGPL shall not transfer, dispose of or create any encumbrance over its investment in AGPL and HALPG respectively which would result in a change in control of AGPL and HALPG.

Note 36**Contingent Liabilities**

(All amounts are in Rs. lakh, unless stated otherwise)

Sr. No.	Particulars	As at March 31, 2024	As at March 31, 2023
	Claim not acknowledged as debts:		
1	Primarily relates to demands received from income tax authorities for various assessment years, on account of disallowances of expenses u/s 14A of Income Tax Act, 1961.	92.53	92.53
2	Sales Tax demands disputed by the Company relating to disallowances.	3,996.34	286.30
3	Claims against the Company not acknowledged as debts	103.24	165.58
4	In respect of air pollution matters pending before Supreme Court.	14,220.00	14,220.00

Sr. Particulars No.	As at March 31, 2024	As at March 31, 2023
Note: Future Cashflows in respect of above are determinable only on receipt of Judgements / decision pending with various forums / authorities. The company is hopeful of succeeding & as such does not expect any significant liability to crystallise.		
5	1,57,728.16	7,365.63
6	38.33	-

Note 37

Expenditure towards Corporate Social Responsibility as per Section 135 of the Companies Act, 2013 (read with Schedule VII) :

Sr. Particulars No.	As at March 31, 2024	As at March 31, 2023
a) Amount required to be spent by the Group during the year.	897.50	645.97
b) Amount of expenditure incurred during the year :		
1. Amount spent on construction/ acquisition of any asset	-	-
2. Amount spent on purpose other than 1 above (Note 1)	366.76	364.45
3. Utilisation of previous year's excess amount spent	64.62	19.52
4. Provision made for unspent amount.	466.12	262.00
Total	897.50	645.97
c) Shortfall/ Excess at the end of the year	Note 2	Note 3
d) Amount spent against previous year (in addition to 'b' above)	262.00	164.46
e) Total of previous years shortfall	-	-
f) Reason for shortfall	Note 2	Note 3
g) Nature of CSR activities	Activities under Schedule VII (Note 4)	
h) Details of related party transactions	Not Applicable	

Note:

- 1 Excludes excess spent amount of Rs. 3.34 lakh (Previous year Rs. 76.31 lakh) on CSR Activities during the year for which asset is created in the financial statements.
- 2 Group has spent excess amount of Rs. 3.34 lakh (Previous year Rs. 76.31 lakh) on CSR Activities during the year which will be set off against the requirement to contribute towards CSR upto the immediate three succeeding financial years.
The Group had transferred an amount of Rs. 466.12 lakh to unspent CSR account is pertaining to 'Ongoing projects' for FY 2023-24.
- 3 The Group has transferred an amount of Rs. 262.00 lakh to unspent CSR account which was pertaining to ongoing projects for FY 2022-23 which was spent during FY 2023-24.
- 4 1) Preventive Healthcare; 2) Eradicating Hunger, Poverty and malnutrition; 3) Disaster management, including relief, rehabilitation and reconstruction activities; 4) Ensuring environmental sustainability; 5) Rural Development; 6) Livelihood enhancement projects; 7) Promoting arts and culture; 8) Promoting education

Note 38

Employee Benefits

Defined contribution plan

The Group makes provident fund and superannuation fund contributions to defined contribution retirement benefit plans for eligible employees. Under the schemes, the Group is required to contribute a specified percentage / fixed amount of the payroll costs to fund the benefits. The contributions as specified under the law are paid to the provident fund set up by the government authority. The Group's contribution to the provident and pension fund is Rs. 723.36 lakh (Previous year Rs. 659.92 lakh)

Defined benefit plan - Gratuity

The Group makes annual contributions to the Employees' Group Gratuity-cum-Life Assurance Scheme of the Life Insurance Corporation of India, a funded defined benefit plan for eligible employees. The scheme provides payment to vested employees at retirement, death or on resignation/termination of employment of an amount equivalent to 15 days salary for each completed year of service or part thereof in excess of six months. Vesting occurs upon completion of five years of service.

The present value of the defined benefit plans and the related current service cost were measured using the Projected Unit Credit Method, with actuarial valuations being carried out at each balance sheet date.

The following table sets out funded status of the gratuity plan and the amounts recognised in the statement of profit and loss.

(All amounts are in Rs. lakh, unless stated otherwise)

Particulars	For the year ended March 31, 2024	For the year ended March 31, 2023
Present value of funded obligations	1,809.11	1,600.08
Fair Value of plan assets	(423.99)	(383.87)
Amount not recognised due to asset limit	18.56	-
Net deficit are analysed as:		
Assets	36.05	54.45
Liabilities	1,439.73	1,270.66
Of the above net deficit:		
Current	571.38	526.80
Non-current	868.33	748.35

Fair value of the plan assets and present value of the defined benefit liabilities

The amount included in the Balance sheet arising from the Group's obligations and plan assets in respect of its defined benefit schemes is as follows:

(All amounts are in Rs. lakh, unless stated otherwise)

Particulars	For the year ended March 31, 2024	For the year ended March 31, 2023
Movement in defined benefit obligations:		
At the beginning of the year	1,600.09	1,367.01
Acquisitions through business combinations	-	200.13
Current service cost	125.90	115.23
Interest cost	76.98	90.17
Remeasurements :		
(Gain)/ Loss from change in financial assumptions	9.81	(58.94)
Experience adjustments	89.99	(5.21)
Benefits paid	(84.15)	(82.54)
Liabilities assumed/settled	(9.50)	(25.77)
At the end of the year	1,809.11	1,600.08

(All amounts are in Rs. lakh, unless stated otherwise)

Particulars	For the year ended March 31, 2024	For the year ended March 31, 2023
Movement in fair value of plan assets:		
At the beginning of the year	383.86	147.13
Acquisitions through business combinations	-	206.58
Interest income	20.95	23.43
Remeasurements :		
Return on plan assets	6.45	(1.99)
Employer contributions	93.77	74.29
Benefits paid	(82.61)	(72.47)
Actuarial Gain	1.57	6.89
At the end of the year	423.99	383.87

The components of defined benefit plan cost are as follows:

(All amounts are in Rs. lakh, unless stated otherwise)

Particulars	For the year ended March 31, 2024	For the year ended March 31, 2023
Recognised in Income Statement		
Current service cost	125.90	115.23
Interest cost / (income) (net)	49.53	66.74
Total	175.43	181.97
Recognised in Other Comprehensive Income		
Remeasurement of net defined benefit liability/(asset)	63.49	(68.01)

The principal actuarial assumptions used for estimating the Group's benefit obligations are set out below (on a weighted average basis):

(All amounts are in Rs. lakh, unless stated otherwise)

Particulars	As at March 31, 2024	As at March 31, 2023
Rate of increase in salaries	6.00%	6.00%
Discount rate	7.30%	7.30%
Attrition rates	14% to 19%	14% to 19%
Mortality Table.	IALM (2012-14) Ult	IALM (2012-14) Ult

Notes:**1. Discount rate**

The discount rate is based on the prevailing market yields of Indian government securities for the estimated term of the obligations.

2. Salary escalation rate

The estimates of future salary increases considered takes into account the inflation, seniority, promotion and other relevant factors.

3. Assumptions regarding future mortality experience are set in accordance with the statistics published by the Life Insurance Corporation of India.

Sensitivity of the defined benefit obligation :

(All amounts are in Rs. lakh, unless stated otherwise)

Particulars	Change in Assumption	Effect of Gratuity Obligation (Liability)	
		As at March 31, 2024	As at March 31, 2023
Discount rate	Minus 50 basis points	35.38	60.67
Discount rate	Plus 50 basis points	(33.72)	(57.89)
Rate of increase in salaries	Minus 50 basis points	(33.80)	(57.86)
Rate of increase in salaries	Plus 50 basis points	34.21	60.36

The above sensitivity analyses have been calculated to show the movement in defined benefit obligation in isolation and assuming there are no other changes in market conditions at the reporting date. In practice, generally it does not occur. When we change one variable, it affects to others. In calculating the sensitivity, project unit credit method at the end of the reporting period has been applied.

The weighted average duration of the defined benefit obligation is 4.53 years.

The Group makes payment of liabilities from its cash balances whenever liability arises.

Expected contribution to post employment benefit plans for the period ending March 31, 2025 is Rs. 180 lakh.

Note 39**Segment reporting**

Information reported to the Chief Operating Decision Maker (CODM) for the purpose of resource allocation and assessment of segment performance focuses on the types of goods and services delivered or provided. The directors of the Group have chosen to organise the segments around differences in products and services. No operating segments have been aggregated in arriving at the reportable segments of the Group.

Specifically, the Group's reportable segments under Ind AS 108 are as follows:

- Liquid Terminal Division undertakes storage & terminalling facility of Oil & Chemical products.
- Gas Terminal Division relates to imports, storage & distribution of Petroleum products viz. LPG, Propane etc.

Geographical information:

In view of the fact that customers of the Group are mostly located in India and there being no other significant revenue from customers outside India, there is no reportable geographical information.

Information about The Group's reportable segments is given below:

(All amounts are in Rs. lakh, unless stated otherwise)

Particulars	Liquid Terminal Division	Gas Terminal Division	Total
Revenue from Operations	54,936.55	6,49,655.57	7,04,592.12
	41,796.67	8,20,924.64	8,62,721.31
Segment Results	31,506.28	55,995.94	87,502.22
	19,929.62	47,466.87	67,396.50
Add : Interest Income			11,830.02
			4,966.16
Less : (1) Interest Expenses			11,576.84
			8,822.51
(2) Other unallocable expenditure (net)			1,624.89
			(934.97)

(All amounts are in Rs. lakh, unless stated otherwise)

Particulars	Liquid Terminal Division	Gas Terminal Division	Total
Profit before Tax			86,130.51
			<i>64,475.12</i>
Less : Taxation			18,910.09
			<i>13,405.51</i>
Profit after Tax			67,220.42
			<i>51,069.61</i>
Segment Assets	3,28,592.39	3,00,357.26	6,28,949.65
	<i>2,91,559.71</i>	<i>3,21,224.32</i>	<i>6,12,784.03</i>
Other unallocable assets			1,78,336.69
			<i>1,03,485.30</i>
Total Assets			8,07,286.34
			<i>7,16,269.33</i>
Segment Liabilities	84,666.91	87,397.00	1,72,063.91
	<i>82,533.37</i>	<i>1,14,509.15</i>	<i>1,97,042.51</i>
Other unallocable liabilities			22,711.51
			<i>15,009.30</i>
Total Liabilities			1,94,775.42
			<i>2,12,051.81</i>
Segment Capital Expenditure	51,812.19	38,611.34	90,423.53
	<i>1,15,531.67</i>	<i>21,086.71</i>	<i>1,36,618.39</i>
Other unallocable Capital Expenditure			584.19
			<i>136.23</i>
Total Capital expenditure			91,007.72
			<i>1,36,754.62</i>
Depreciation	8,073.29	5,213.71	13,287.00
	<i>7,219.87</i>	<i>5,156.53</i>	<i>12,376.40</i>
Other unallocable Depreciation			239.20
			<i>203.14</i>
Total Depreciation			13,526.20
			<i>12,579.54</i>

Note:

- 1) Figures in italics represent those of the previous year.
- 2) Single customers who contributed 10% or more of the revenue for the year are :
In respect of GTD segment:

(All amounts are in Rs. lakh, unless stated otherwise)

Particulars	March 31, 2024	March 31, 2023
Customer 1	36%	25%
Customer 2	7%	18%
Customer 3	8%	16%

Note 40**Related party disclosures:****A) Names of related parties and nature of relationship****Key management personnel (KMP)**

Name of Director	Designation
Mr. R. K. Chandaria (RKC)	Chairman & Managing Director
Non-executive directors	
Kanwaljit S. Nagpal	Anil M. Chandaria
Jaideep D. Khimasia	Tasneem Ali
Raj Kishore Singh	Lars Erik Johansson
Rahul D. Asthana	

Enterprises owned or significantly influenced / controlled by key management personnel or their relatives where there are transactions.

Trans Asia Petroleum Inc. (Tapi)

Huron Holdings Limited (Huron)

Asia Infrastructure Investments Ltd (AILL)

Investing party in a subsidiary

Vopak India BV (Vopak)

Itochu Petroleum Co., (Singapore) Pte. Ltd. (Itochu)

B) Transactions during the year with related parties:

Sr. No.	Nature of transaction	RKC	Tapi	Huron	AILL	Vopak	Itochu	Total
1	Remuneration	660.00 (660.00)	- (-)	- (-)	- (-)	- (-)	- (-)	660.00 (660.00)
2	Dividend paid (Final)	-	1,158.17 (463.27)	1,389.51 (555.80)	0.13 (0.05)	189.24 (-)	- (-)	2,737.04 (1,019.12)
3	Dividend paid (Interim)	-	4,171.42 (4,169.41)	5,002.23 (5,002.23)	0.45 (0.45)	2,815.28 (-)	1,452.39 (-)	13,441.77 (9,172.09)
4	Loan taken	- (-)	- (-)	- (-)	- (-)	39,957.00 (-)	- (-)	39,957.00 (-)
5	Interest expenses	- (-)	- (-)	- (-)	- (-)	2,140.52 (-)	- (-)	2,140.52 (-)
6	Rent & other expense	- (-)	- (-)	- (-)	- (-)	- (-)	12.19 (-)	12.19 (-)
7	Closing balance	402.60 (377.89)	- (-)	- (-)	- (-)	40,839 (-)	- (-)	41,241.63 (377.89)

Sitting fees paid to non executive directors.

(All amounts are in Rs. lakh, unless stated otherwise)

Sr. No.	Nature of transaction	For the year ended March 31, 2024	For the year ended March 31, 2023
1	Kanwaljit S. Nagpal	31.87	25.49
2	Jaideep D. Khimasia	2.02	1.65
3	Raj Kishore Singh	1.39	1.18
4	Rahul D. Asthana	1.35	0.92
5	Anil M. Chandaria	0.50	0.77
6	Tasneem Ali	1.39	1.14
7	Lars Erik Johansson	1.35	0.99
	Total	39.87	32.14

C) Compensation of key management personnel :

(All amounts are in Rs. lakh, unless stated otherwise)

Sr. No.	Particulars	For the year ended March 31, 2024	For the year ended March 31, 2023
1	Short-term employee benefits	699.87	692.14
	Total compensation paid to key managerial personnel	699.87	692.14

Notes:

- 1 Figures in brackets represent previous year's amounts.
- 2 There are no provisions for doubtful debts or amounts written off or written back in respect of debts due from/ to related parties.
- 3 All related party contracts / arrangements have been entered on arms' length basis.

Note 41**Trade Receivables ageing schedule from the due date of payments :****As at March 31, 2024**

(All amounts are in Rs. lakh, unless stated otherwise)

Particulars	Not Due	Less than 6 months	6 months -1 year	1-2 Years	2-3 years	More than 3 years	Total
(i) Undisputed Trade Receivables :							
- Considered good	40,048.08	4,798.50	1,478.50	2,490.55	308.79	422.26	49,546.68
- Credit impaired	-	-	-	-	-	300.98	300.98
(ii) Disputed Trade Receivables:							
- Considered good	0.24	61.27	-	-	158.97	1,571.09	1,791.57
- Credit impaired	-	-	-	-	-	32.19	32.19
Total	40,048.32	4,859.77	1,478.50	2,490.55	467.76	2,326.52	51,671.42

As at March 31, 2023

(All amounts are in Rs. lakh, unless stated otherwise)

Particulars	Not Due	Less than 6 months	6 months -1 year	1-2 Years	2-3 years	More than 3 years	Total
(i) Undisputed Trade Receivables :							
- Considered good	72,459.67	6,898.62	1,849.14	540.13	536.44	230.01	82,514.01
- Credit impaired	-	-	15.01	-	1.20	230.69	246.90
(ii) Disputed Trade Receivables:							
- Considered good	-	-	-	-	-	1,344.87	1,344.87
- Credit impaired	-	-	-	-	-	32.19	32.19
Total	72,459.67	6,898.62	1,864.15	540.13	537.64	1,837.76	84,137.97

Note 42**Trade Payables ageing schedule from the due date of payments :****As at March 31, 2024**

(All amounts are in Rs. lakh, unless stated otherwise)

Particulars	Not Due	Less than 1 year	1-2 years	2-3 years	More than 3 years	Total
(i) MSME	101.03	18.29	0.58	0.41	-	120.31
(ii) Others	41,003.07	1,983.98	231.10	58.54	116.19	43,392.88
(iii) Disputed dues – MSME	-	-	-	-	-	-
(iv) Disputed dues - Others	-	-	-	-	-	-
Total	41,104.10	2,002.27	231.68	58.95	116.19	43,513.19

As at March 31, 2023

Particulars	Not Due	Less than 1 year	1-2 years	2-3 years	More than 3 years	Total
(i) MSME	37.25	41.39	0.10	13.00	-	91.74
(ii) Others	83,807.59	3,050.04	69.66	44.87	74.94	87,047.10
(iii) Disputed dues – MSME	-	-	-	-	-	-
(iv) Disputed dues - Others	-	-	-	-	-	-
Total	83,844.84	3,091.43	69.76	57.87	74.94	87,138.84

Note 43

Lease Transactions

Following are the changes in the carrying value of the right of use assets:

Category of ROU asset	Gross Block			Accumulated depreciation			Net Block		
	As at April 01, 2023	Addition	Deduction	As at March 31, 2024	As at April 01, 2023	Addition	Deletion	As at March 31, 2024	As at March 31, 2024
Leased Land	1,14,937.54	10,264.24	789.17	1,24,412.61	9,678.91	5,300.10	789.17	14,189.84	1,10,222.77
Total	1,14,937.54	10,264.24	789.17	1,24,412.61	9,678.91	5,300.10	789.17	14,189.84	1,10,222.77

Category of ROU asset	Gross Block			Accumulated depreciation			Net Block		
	As at April 01, 2022	Addition	Deduction	As at March 31, 2023	As at April 01, 2022	Addition	Deletion	As at March 31, 2023	As at March 31, 2023
Leased Land	49,151.80	70,814.83	5,029.09	1,14,937.54	5,506.38	4,791.23	618.70	9,678.91	1,05,258.63
Total	49,151.80	70,814.83	5,029.09	1,14,937.54	5,506.38	4,791.23	618.70	9,678.91	1,05,258.63

The aggregate depreciation expenses on ROU assets of Rs. 4,641.13 lakh (Previous year Rs. 4,001.48 lakh) is included under depreciation and amortisation expenses in the Statement of Profit and Loss and Rs. 838.64 lakh (Previous year Rs. 789.75 lakh) is included in CWIP.

Table showing contractual maturities of lease liabilities on an undiscounted basis:

(All amounts are in Rs. lakh, unless stated otherwise)

Sr. No.	Particulars	As at March 31, 2024	As at March 31, 2023
a	Less than One year	8,311.46	7,492.34
b	One to Five years	34,382.20	32,577.38
c	More than Five years	1,63,947.90	86,848.28
	Total	2,06,641.56	1,26,918.00

Note 44

Capital Management

The Group manages its capital to ensure that the Group will be able to continue as going concerns while maximising the return to stakeholders through the optimisation of the debt and equity balance.

For the purpose of the Group's capital management, capital includes issued capital and other equity reserves. The primary objective of the Group's Capital Management is to maximise shareholders value. The Group manages its capital structure and makes adjustments in the light of changes in economic environment and the requirements of the financial covenants.

The Group monitors capital using Adjusted net debt to equity ratio. For this purpose, adjusted net debt is defined as total debt less cash and bank balances.

(All amounts are in Rs. lakh, unless stated otherwise)

Particulars	As at March 31, 2024	As at March 31, 2023
Borrowings (long-term and short-term borrowings including current maturities)	1,66,322.84	99,535.68
Gross debt	1,66,322.84	99,535.68
Less - Cash and cash equivalents	(1,03,229.89)	(83,251.26)
Less - Other bank deposits	(74,233.53)	(43,259.84)
Adjusted net debt	-	-
Total equity	4,46,188.08	4,04,681.84
Adjusted net debt to equity ratio #	-	-

Net debt to equity ratio is not calculated as the Equity/adjusted net debt is negative.

In order to achieve this overall objective, the Group's capital management, amongst other things, aims to ensure that it meets financial covenants attached to the interest bearing loans and borrowings that define capital structure requirements. Breaches in financial covenants would permit the bank to immediately call loans and borrowings.

Note 45

Financial instruments

Set out below, is a comparison by class of the carrying amounts and fair value of the Group's financial instruments, other than those with carrying amounts that are reasonable approximations of fair values:

A. Accounting classification and fair values

(All amounts are in Rs. lakh, unless stated otherwise)

As at March 31, 2024	Carrying amount			Fair value			
	FVTPL	Amortised Cost	Total	Level 1	Level 2	Level 3	Total
Financial assets							
Cash and cash equivalents	-	1,03,229.89	1,03,229.89	-	-	-	-
Non-current investments	1.11	-	1.11	-	1.11	-	1.11
Current Investments	19,398.12	-	19,398.12	19,398.12	-	-	19,398.12
Trade receivables	-	51,338.25	51,338.25	-	-	-	-
Other Non-current financial asset	-	1,876.74	1,876.74	-	-	-	-
Other bank balances	-	74,233.53	74,233.53	-	-	-	-
Other current financial asset	7,564.41	8,046.02	15,610.43	-	7,564	-	7,564
Total	26,963.64	2,38,724.43	2,65,688.07	19,398.12	7,565.52	-	26,963.64
Financial liabilities							
Borrowings	-	1,66,322.84	1,66,322.84	-	-	-	-
Lease Liability	-	1,00,220.62	1,00,220.62	-	-	-	-
Trade payables	-	43,513.19	43,513.19	-	-	-	-
Other Non-current financial liabilities	-	5,564.50	5,564.50	-	-	-	-
Other Current financial liabilities	-	19,761.39	19,761.39	-	-	-	-
Total	-	3,35,382.54	3,35,382.54	-	-	-	-

(All amounts are in Rs. lakh, unless stated otherwise)

As at March 31, 2023	Carrying amount			Fair value			Total
	FVTPL	Amortised Cost	Total	Level 1	Level 2	Level 3	
Financial assets							
Cash and cash equivalents	-	83,251.26	83,251.26	-	-	-	-
Non-current investments	1.11	-	1.11	-	1.11	-	1.11
Current investments	20,432.65	-	20,432.65	20,432.65	-	-	20,432.65
Trade receivables	-	83,858.88	83,858.88	-	-	-	-
Other Non-current financial asset	-	1,721.45	1,721.45	-	-	-	-
Other Bank balances	-	43,259.84	43,259.84	-	-	-	-
Other Current financial asset	12,637.71	5,167.80	17,805.51	-	12,637.71	-	12,637.71
Total	33,071.47	2,17,259.23	2,50,330.70	20,432.65	12,638.82	-	33,071.47
Financial liabilities							
Borrowings	-	99,535.68	99,535.68	-	-	-	-
Lease Liability	-	92,853.98	92,853.98	-	-	-	-
Trade payables	-	87,138.85	87,138.85	-	-	-	-
Other Non-current financial liabilities	-	4,455.43	4,455.43	-	-	-	-
Other Current financial liabilities	-	6,483.78	6,483.78	-	-	-	-
Total	-	2,90,467.72	2,90,467.72	-	-	-	-

B. Measurement of fair values

The following table gives information about how the fair value of the above financial assets and liabilities measured as such are determined:

Financial instruments measured at fair value

Type	Valuation technique and key inputs
Current investments in Mutual fund	based on NAV declared by the fund
Financial assets/ liabilities on account of derivatives	Fair value is determined using the quotes obtained from the banks/ valuation reports.

C. Financial risk management

The Group has exposure to the following risks arising from financial instruments:

- Credit risk ;
- Liquidity risk ; and
- Market risk (including currency risk and interest rate risk)

i) Risk management framework

The Group has established the Risk Management Committee, which is responsible for developing and monitoring the Group's risk management policies. The committee reports to the board of directors on its activities.

The Group's risk management policies are established to identify and analyse the risks faced by the Group, to set appropriate risk limits and controls and to monitor risks and adherence to limits. Risk management policies and systems are reviewed regularly to reflect changes in market conditions and the Group's activities. The Group, through its training and management standards and procedures, aims to maintain a disciplined and constructive control environment in which all employees understand their roles and obligations.

ii) Credit risk

Credit risk is the risk of financial loss to the Group if a customer or counterparty to a financial instrument fails to meet its contractual obligations, and arises principally from the Group's receivables from customers.

The carrying amount of following financial assets represents the maximum credit exposure.

Trade and other receivables

The Group's exposure to credit risk is influenced mainly by the individual characteristics of each customer. However, management also considers the factors that may influence the credit risk of its customer base, including the default risk of the industry and country in which customers operate.

The average credit period on sale of goods and for rendering of services ranges from 30 days to 90 days. No interest is charged on trade receivables which are overdue. The Group has a credit management policy for customer onboarding, evaluation, credit assessment and setting up of credit limits.

Credit risk on its receivables is recognised on the statement of financial position at the carrying amount of those receivable assets, net of any provisions for doubtful debts. Receivable balances are monitored on a monthly basis with the result that the Group's exposure to bad debts is not considered to be material. The Group reviews the recoverable amount of each individual trade debt at the end of the reporting period to ensure that adequate impairment losses are made for irrecoverable amounts.

Impairment

The ageing of trade and other receivables that were not impaired was as follows:

(All amounts are in Rs. lakh, unless stated otherwise)

Particulars	As at	As at
	March 31, 2024	March 31, 2023
Not past due	40,048.32	72,459.67
Past due 1–180 days	4,859.77	6,898.62
More than 180 days	6,430.16	4,500.59
Carrying amount of receivables	51,338.25	83,858.88

Management believes that the unimpaired amounts that are past due by more than 180 days are collectible in full, based on historical payment behaviour and extensive analysis of customer credit risk, including underlying customers' credit ratings wherever available.

iii) Liquidity risk

Liquidity risk is the risk that the Group will encounter difficulty in meeting the obligations associated with its financial liabilities that are settled by delivering cash or another financial asset. The Group's approach to managing liquidity is to ensure, as far as possible, that it will have sufficient liquidity to meet its liabilities when they are due, under both normal and stressed conditions, without incurring unacceptable losses or risking damage to the Group's reputation.

Ultimate responsibility for liquidity risk rest with the management, which has established an appropriate liquidity risk framework for the management of the Group's short term, medium-term and long term funding and liquidity management requirements. The Group manages liquidity risk by maintaining adequate reserves, banking facilities and reserve borrowing facilities, by continuously monitoring forecast and actual cash flows, and by matching the maturity profiles of financial assets and liabilities.

The Group has undrawn lines of credit of Rs. 47,999 lakh and Rs. 67,602 lakh of March 31, 2024 and March 31, 2023 respectively, from its bankers for working capital requirements.

The Group has the right to draw upon these lines of credit based on its requirement and terms of draw down.

Exposure to liquidity risk

The following table details the Group's remaining contractual maturity for its financial liabilities. The table has been drawn up to reflect the undiscounted cash flows of financial liabilities based on the earliest date on which the Group can be required to pay.

The following are the remaining contractual maturities of financial liabilities at the reporting date. The amounts are gross and undiscounted, and include estimated interest payments and exclude the impact of netting agreements.

(All amounts are in Rs. lakh, unless stated otherwise)

As at March 31, 2024	Contractual cash flows					
	Carrying amount	Total	0-1 year	1-2 years	2-5 years	More than 5 years
Financial Assets:						
Cash and cash equivalents	1,03,229.89	1,03,229.89	1,03,229.89	-	-	-
Non-current investments	1.11	1.11	-	-	-	1.11
Current Investments	19,398.12	19,398.12	19,398.12	-	-	-
Trade receivables	51,338.25	51,338.25	51,338.25	-	-	-
Other Non-current financial asset	1,876.74	1,876.74	-	278.73	210.73	1,387.27
Other bank balances	74,233.53	74,233.53	74,233.53	-	-	-
Other current financial asset	15,610.43	15,610.43	15,610.43	-	-	-
Total	2,65,688.07	2,65,688.07	2,63,810.22	278.73	210.73	1,388.38
Non-derivative financial liabilities						
Interest bearing						
Borrowings	1,66,322.84	1,66,322.84	23,102.44	10,289.19	83,688.77	49,242.44
Interest accrued but not due on borrowings	1,298.65	1,298.65	1,264.47	34.18	-	-
Sub total	1,67,621.49	1,67,621.49	24,366.91	10,323.37	83,688.77	49,242.44
Non interest bearing						
Trade payables	43,513.19	43,513.19	43,513.19	-	-	-
Lease Liability	1,00,220.62	1,00,220.62	8,311.46	8,413.81	25,717.59	57,777.76
Other non-current financial liabilities	5,564.50	5,564.50	-	240.06	241.72	5,082.72
Other current financial liabilities	18,462.74	18,462.74	18,462.74	-	-	-
Sub total	1,67,761.05	1,67,761.05	70,287.39	8,653.87	25,959.31	62,860.48
Total	3,35,382.54	3,35,382.54	94,654.30	18,977.24	1,09,648.08	1,12,102.92

(All amounts are in Rs. lakh, unless stated otherwise)

As at March 31, 2023	Contractual cash flows					
	Carrying amount	Total	0-1 year	1-2 years	2-5 years	More than 5 years
Financial Assets:						
Cash and cash equivalents	83,251.26	83,251.26	83,251.26	-	-	-
Non-current investments	1.11	1.11	-	-	-	1.11
Current Investments	20,432.65	20,432.65	20,432.65	-	-	-
Trade receivables	83,858.88	83,858.88	83,858.88	-	-	-
Other Non-current financial asset	1,721.45	1,721.45	-	-	-	1,721.45
Other bank balances	43,259.84	43,259.84	43,259.84	-	-	-
Other current financial asset	17,805.51	17,805.51	17,805.51	-	-	-
Total	2,50,330.70	2,50,330.70	2,48,608.14	-	-	1,722.56

(All amounts are in Rs. lakh, unless stated otherwise)

As at March 31, 2023	Contractual cash flows					
	Carrying amount	Total	0-1 year	1-2 years	2-5 years	More than 5 years
Non-derivative financial liabilities						
Interest bearing						
Borrowings	99,535.68	99,535.68	1,692.66	14.54	31,732.00	66,096.48
Interest accrued but not due on borrowings	64.02	64.02	64.02	-	-	-
Sub total	99,599.70	99,599.70	1,756.68	14.54	31,732.00	66,096.48
Non interest bearing						
Trade payables	87,138.85	87,138.85	87,138.85	-	-	-
Lease Liability	92,853.98	92,853.98	7,492.56	7,077.71	22,027.41	56,256.30
Other non-current financial liabilities	4,455.43	4,455.43	-	240.06	241.72	3,973.65
Other current financial liabilities	6,419.76	6,419.76	6,419.76	-	-	-
Sub total	1,90,868.02	1,90,868.02	1,01,051.17	7,317.77	22,269.13	60,229.95
Total	2,90,467.72	2,90,467.72	1,02,807.85	7,332.31	54,001.13	1,26,326.43

iv) Market risk

The Group's activities expose it primarily to the financial risks of changes in foreign currency exchange rates and interest rates. The Group has entered into derivative financial instruments to manage its exposure in foreign currency risk.

iv) (A) Currency risk

The Group undertakes transactions denominated in foreign currencies; consequently, exposure to exchange rate fluctuations arise. The Group is exposed to currency risk significantly on account of its trade payables, borrowings and other payables denominated in foreign currency. The functional currency of the Group is Indian Rupee. The Group currently hedges its foreign currency risk by taking foreign exchange forward contracts.

Exposure to currency risk

Group's exposure to currency risk is as under:

(All amounts are in Rs. lakh, unless stated otherwise)

Particulars	As at March 31, 2024	As at March 31, 2023
Financial liabilities		
Trade payables (Rs.)	13,110.28	18,870.90
Borrowings (Rs.)	-	751.40
	13,110.28	19,622.30
Liability in US\$	157.18	238.79
Less: Forward cover taken against above exposure	(40.00)	(238.79)
Exposure to currency risk	117.18	-

Sensitivity analysis

The Group is exposed to the currencies as mentioned above. The following table details the Group's sensitivity to a 5% increase and decrease in the Rs. against the relevant foreign currencies. 5 % is the sensitivity rate used when reporting foreign currency risk internally to key management personnel and represents management's assessment of the reasonably possible change in foreign exchange rates. The sensitivity analysis includes only outstanding foreign currency denominated monetary items and adjusts their translation at the period end for a 5 % change in foreign currency rates. A reasonably possible strengthening (weakening) of the Indian Rupee against other currencies at March 31 would have affected the measurement of financial instruments denominated in US dollars and affected equity and profit or loss by the amounts shown below. This analysis assumes that all other variables, in particular interest rates, remain constant and ignores any impact of forecast sales and purchases.

Effect in Rs.	(Profit) or loss	
	Strengthening	Weakening
5% movement		
As at March 31, 2024	(488.70)	488.70
As at March 31, 2023	-	-

iv) (b) Interest rate risk

The Group is exposed to interest rate risk because company borrow funds at both fixed and floating interest rates. The risk is managed by The Group by maintaining an appropriate mix between fixed and floating rate of borrowings.

Exposure to interest rate risk

The Group's exposures to interest rates on financial assets and financial liabilities are detailed in the liquidity risk management section of this note.

(All amounts are in Rs. lakh, unless stated otherwise)

Particulars	As at	As at
	March 31, 2024	March 31, 2023
Fixed-rate instruments		
Financial assets	1,71,528.06	1,17,689.17
Financial liabilities	(14,519.44)	(1,14,136.55)
	1,57,008.62	3,552.62
Variable-rate instruments		
Financial assets	-	-
Financial liabilities	(1,51,803.40)	(62,087.38)
	(1,51,803.40)	(62,087.38)
Total	5,205.22	(58,534.76)

Fair value sensitivity analysis for Fixed-rate instruments

The Group is exposed to fair value interest rate risk in relation to fixed-rate loan borrowings

A reasonably possible change of 100 basis points in interest rates at the reporting date would have increased (decreased) equity and profit or loss by the amounts shown below. This analysis assumes that all other variables, in particular foreign currency exchange rates, remain constant.

Fair value sensitivity (net)- Rs.	(Profit) or Loss		Equity	
	100 bp increase	100 bp decrease	100 bp increase	100 bp decrease
Fixed rate instruments				
As at March 31, 2024	(1,570.09)	1,570.09	(1,570.09)	1,570.09
As at March 31, 2023	(35.53)	35.53	(35.53)	35.53

Note 46**Taxation:**

(All amounts are in Rs. lakh, unless stated otherwise)

Particulars	For the year ended March 31, 2024	For the year ended March 31, 2023
Current tax	21,788.03	14,797.30
Adjustments in respect of earlier year	(190.59)	(356.33)
Deferred tax	(2,687.35)	(1,035.46)
Total income tax expenses recognised in the current year	18,910.08	13,405.51
Income tax expense recognised in other comprehensive income	(16.46)	18.63
Income tax expense for the year reconciled to the accounting profit:		
Profit before tax	86,130.51	64,475.12
Income tax rate	25.17%	25.17%
Income tax expense	21,677.33	16,227.10
Tax Effect of:		
Effect of expenses that are not deductible in determining taxable profits	22.46	282.02
Effect of income taxable at lower rate	(697.69)	(742.21)
Utilisation of brought forward losses	-	(394.66)
Adjustment in respect of earlier years (net)	(190.59)	(356.33)
Adjustment in respect of change in tax rate	13.23	(376.83)
Deferred tax reversing during tax holiday period	65.36	-
Deferred tax impact mainly in respect of fair valuation gain on freehold land, etc.	(194.28)	(217.77)
Deferred tax asset on actuarial losses	12.16	(8.63)
Adjustment on account of tax holiday under Income Tax Act	(3,078.81)	(2,151.78)
Effect of income taxable at differential rates within the group entities	1,280.18	1,265.08
Others	0.73	(120.48)
Income tax expense recognised in profit and loss	18,910.08	13,405.51

For the year ended March 31, 2024

Deferred tax asset / (liability)	Opening balance	Recognised in			MAT Credit utilised	Recognised in equity	Closing balance
		Statement of profit or loss (Expense)/ Income	in respect of earlier year	Other comprehensive income			
Fiscal allowance on fixed assets	(6,250.55)	(5,588.78)	-	-	-	(1,361.42)	(13,200.75)
Fiscal allowance on expenditure, etc.	803.27	125.85	-	(2.84)	-	-	926.28
Fair valuation gain on freehold land	(3,008.13)	194.65	-	-	-	-	(2,813.48)
Others *	(388.30)	1,223.29	-	-	-	-	834.99
Remeasurement of defined benefit obligations	17.53	4.20	-	19.30	-	-	41.03
Brought forward losses	6,844.81	3,353.40	0.44	-	-	-	10,198.66
MAT credit entitlement	10,071.15	3,374.78	-	-	(1,083.74)	-	12,362.19
Total	8,089.79	2,687.40	0.44	16.46	(1,083.74)	(1,361.42)	8,348.92

For the year ended March 31, 2023

Deferred tax asset / (liability)	Opening balance	Recognised in			MAT Credit utilised	Recognised in equity	Closing balance
		Statement of profit or loss (Expense)/ Income	in respect of earlier year	Other comprehensive income			
Fiscal allowance on fixed assets	(10,649.31)	(4,208.70)	-	-	-	8,607.47	(6,250.55)
Fiscal allowance on expenditure, etc.	495.84	(198.45)	-	1.54	-	504.34	803.27
Fair valuation gain on freehold land	(3,226.04)	217.91	-	-	-	-	(3,008.13)
Others *	83.53	(2,303.26)	-	-	-	1,831.43	(388.30)
Remeasurement of defined benefit obligations	36.56	-	-	(20.05)	-	1.02	17.53
Brought forward losses	31.46	5,713.39	2.64	-	-	1,097.33	6,844.81
MAT credit entitlement	13,475.38	1,814.62	-	-	(5,471.20)	252.34	10,071.15
Total	247.42	1,035.50	2.64	(18.51)	(5,471.20)	12,293.93	8,089.79

* Includes fair valuation gain / loss on investments and derivatives, finance income / cost on loans given / dealer deposit, etc.

Note 47**Details of non-wholly owned subsidiaries that have material non-controlling interest**

The table below shows details of non-wholly owned subsidiaries of the Group that have material non-controlling interests:

Name of the subsidiaries	Place of incorporation and principal place of business	Proportion of ownership interest and voting rights held by non-controlling interests		Profit allocated to non-controlling interests		Accumulated non-controlling interests	
				As on		As on	
				March 31, 2024	March 31, 2023	March 31, 2024	March 31, 2023
(a) Aegis Group International Pte. Limited	Singapore	40%	40%	104.34	182.85	799.31	694.97
(b) Hindustan Aegis LPG Limited	India	49%	49%	5,298.66	4,066.67	16,677.80	14,226.01
(c) Aegis Vopak Terminals Limited	India	49%	49%	2,498.27	327.06	27,194.91	26,526.66
(d) CRL Terminals Private Limited.	India	49%	49%	783.21	123.40	9,069.09	8,775.58
(e) Konkan Storage Systems (Kochi) Private Ltd.	India	49%	49%	1,616.05	74.27	3,011.85	1,224.60
Total				10,300.53	4,774.25	56,752.96	51,447.82

Summarised financial information in respect of each of the Group's subsidiaries that has material non-controlling interests is set out below. The summarised financial information below represents amounts before intragroup eliminations:

(a) Aegis Group International Pte. Limited

(All amounts are in Rs. lakh, unless stated otherwise)

Particulars	As at March 31, 2024	As at March 31, 2023
Non-current assets	3.31	3.27
Current assets	24,914.98	64,101.47
Current liabilities	22,921.64	62,368.96
Equity attributable to owners of the Company	1,197.33	1,040.81
Non-controlling interests	799.31	694.97

(All amounts are in Rs. lakh, unless stated otherwise)

Particulars	For the year ended March 31, 2024	For the year ended March 31, 2023
Revenue	3,23,502.85	4,97,330.19
Expenses	3,23,208.34	4,96,825.86
Tax Expenses	33.65	47.21
Profit for the year	260.86	457.12
Profit attributable to owners of the Company	156.52	274.27
Profit attributable non-controlling interests	104.34	182.85
Profit for the year	260.86	457.12
Other comprehensive income attributable to owners of the Company	-	-
Other comprehensive income attributable to non-controlling interests	-	-
Other comprehensive income for the year	-	-
Total comprehensive income attributable to owners of the Company	156.52	274.27
Total comprehensive income attributable to non-controlling interests	104.34	182.85
Total comprehensive income for the year	260.86	457.12
Dividend paid to non-controlling interests	-	-
Net cash (outflow)/ inflow from operating activities	(293.53)	391.87
Net cash inflow from investing activities	65.21	13.05
Net cash (outflow) from financing activities	(7.02)	(11.86)
Net cash inflow/ (outflow)	(235.34)	393.07

(b) Hindustan Aegis LPG Limited

(All amounts are in Rs. lakh, unless stated otherwise)

Particulars	As at March 31, 2024	As at March 31, 2023
Non-current assets	28,914.19	28,668.45
Current assets	6,822.36	3,902.31
Non-current liabilities	766.83	784.18
Current liabilities	933.37	2,753.90
Equity attributable to owners of the Company	17,358.55	14,806.67
Non-controlling interests	16,677.80	14,226.01

(All amounts are in Rs. lakh, unless stated otherwise)

Particulars	For the year ended March 31, 2024	For the year ended March 31, 2023
Revenue	15,773.97	13,763.38
Expenses	4,668.92	4,444.67
Tax Expenses	291.45	541.88
Profit for the year	10,813.60	8,776.83
Profit attributable to owners of the Company	5,514.94	4,710.15
Profit attributable non-controlling interests	5,298.66	4,066.68
Profit for the year	10,813.60	8,776.83
Other comprehensive income attributable to owners of the Company	(0.21)	(0.04)
Other comprehensive income attributable to non-controlling interests	(0.20)	(0.01)
Other comprehensive income for the year	(0.40)	(0.05)
Total comprehensive income attributable to owners of the Company	5,514.73	4,710.11
Total comprehensive income attributable to non-controlling interests	5,298.47	4,066.67
Total comprehensive income for the year	10,813.20	8,776.78
Dividend paid to non-controlling interests	2,846.68	5,257.70
Net cash inflow from operating activities	9,864.98	8,796.64
Net cash inflow/ (outflow) from investing activities	100.61	(395.14)
Net cash (outflow) from financing activities	(7,180.79)	(9,556.07)
Net cash inflow/ (outflow)	2,784.80	(1,154.57)

(c) Aegis Vopak Terminals Limited

(All amounts are in Rs. lakh, unless stated otherwise)

Particulars	As at March 31, 2024	As at March 31, 2023
Non-current assets	4,04,259.75	3,28,204.54
Current assets	28,982.22	16,280.18
Non-current liabilities	3,19,024.75	2,28,120.92
Current liabilities	18,588.36	20,821.45
Equity attributable to owners of the Company	68,433.95	69,015.69
Non-controlling interests	27,194.91	26,526.66

(All amounts are in Rs. lakh, unless stated otherwise)

Particulars	For the year ended March 31, 2024	For the year ended March 31, 2023
Revenue	43,984.19	30,409.26
Expenses	37,897.36	29,746.69
Tax Expenses	1,396.75	161.78
Profit for the year	4,690.08	500.79
Profit attributable to owners of the Company	2,191.81	173.73
Profit attributable non-controlling interests	2,498.27	327.06
Profit for the year	4,690.08	500.79
Other comprehensive income attributable to owners of the Company	(5.68)	7.18
Other comprehensive income attributable to non-controlling interests	(5.45)	6.89

Particulars	For the year ended March 31, 2024	For the year ended March 31, 2023
Other comprehensive income for the year	(11.13)	14.07
Total comprehensive income attributable to owners of the Company	2,186.13	180.90
Total comprehensive income attributable to non-controlling interests	2,492.82	333.96
Total comprehensive income for the year	4,678.95	514.86
Dividend paid to non-controlling interests	(1,610.25)	-
Net cash inflow from operating activities	31,228.81	15,288.81
Net cash (outflow) from investing activities	(78,686.88)	(1,81,749.18)
Net cash inflow from financing activities	55,549.25	1,67,987.04
Net cash inflow	8,091.18	1,526.67

(d) CRL Terminals Private Limited

(All amounts are in Rs. lakh, unless stated otherwise)

Particulars	As at March 31, 2024	As at March 31, 2023
Non-current assets	26,466.86	22,504.72
Current assets	3,305.06	1,713.37
Non-current liabilities	14,168.03	10,053.54
Current liabilities	2,210.86	1,600.84
Equity attributable to owners of the Company	4,323.95	3,788.13
Non-controlling interests	9,069.09	8,775.58

(All amounts are in Rs. lakh, unless stated otherwise)

Particulars	For the year ended March 31, 2024	For the year ended March 31, 2023
Revenue	9,166.81	5,433.21
Expenses	6,626.78	4,854.20
Tax Expenses	711.28	90.01
Profit for the year	1,828.75	489.00
Profit attributable to owners of the Company	1,045.55	365.60
Profit attributable non-controlling interests	783.21	123.40
Profit for the year	1,828.75	489.00
Other comprehensive income attributable to owners of the Company	3.69	15.27
Other comprehensive income attributable to non-controlling interests	3.55	14.67
Other comprehensive income for the year	7.24	29.94
Total comprehensive income attributable to owners of the Company	1,049.24	380.87
Total comprehensive income attributable to non-controlling interests	786.75	138.07
Total comprehensive income for the year	1,835.99	518.94
Dividend paid to non-controlling interests	-	-
Net cash (outflow) from operating activities	2,400.48	(2,948.46)
Net cash (outflow) from investing activities	(969.73)	(1,123.36)
Net cash inflow from financing activities	(1,303.51)	3,880.83
Net cash inflow/ (outflow)	127.24	(190.99)

(e) Konkan Storage Systems (Kochi) Private Limited

(All amounts are in Rs. lakh, unless stated otherwise)

Particulars	As at March 31, 2024	As at March 31, 2023
Non-current assets	11,055.32	5,058.45
Current assets	5,110.22	240.00
Non-current liabilities	8,879.92	2,408.64
Current liabilities	1,138.97	390.61
Equity attributable to owners of the Company	3,134.80	1,274.60
Non-controlling interests	3,011.85	1,224.60
Particulars	For the year ended March 31, 2024	For the year ended March 31, 2023
Revenue	5,669.54	1,044.46
Expenses	943.35	759.55
Tax Expenses	1,428.13	106.79
Profit for the year	3,298.06	178.12
Profit attributable to owners of the Company	1,682.01	103.86
Profit attributable non-controlling interests	1,616.05	74.27
Profit for the year	3,298.06	178.12
Other comprehensive income attributable to owners of the Company	4.95	1.20
Other comprehensive income attributable to non-controlling interests	4.76	1.37
Other comprehensive income for the year	9.71	2.57
Total comprehensive income attributable to owners of the Company	1,686.96	105.06
Total comprehensive income attributable to non-controlling interests	1,620.81	75.63
Total comprehensive income for the year	3,307.77	180.69
Dividend paid to non-controlling interests	-	-
Net cash (outflow)/ inflow from operating activities	(236.92)	437.60
Net cash (outflow) from investing activities	(4,528.89)	(2,056.80)
Net cash inflow from financing activities	4,814.29	1,523.80
Net cash inflow/ (outflow)	48.49	(95.40)

Note 48

Additional information as required by Paragraph 2 of the General Instructions for Preparation of Consolidated Financial Statements to Schedule III to the Companies Act, 2013

March 31, 2024

Name of the entity in the Group	Net assets, i.e., total assets minus total liabilities		Share of profit or loss (before minority interest)	
	As % of consolidated net assets	Amount	As % of consolidated profit or loss	Amount
Parent : Aegis Logistics Ltd.	53.40%	2,38,249.32	61.27%	41,183.46
Subsidiaries (Indian):				
Sealord Containers Ltd	7.08%	31,577.61	8.32%	5,591.32
Konkan Storage Systems (Kochi) Pvt. Ltd	1.38%	6,146.65	4.91%	3,298.06
Hindustan Aegis LPG Ltd	7.63%	34,036.35	16.09%	10,813.60
Aegis Gas (LPG) Pvt. Ltd.	19.20%	85,659.92	12.22%	8,215.34
Eastern India LPG Ltd.	(0.01%)	(31.64)	(0.01%)	(3.60)
Aegis Vopak Terminals Ltd.	21.43%	95,628.86	6.98%	4,690.08
CRL Terminals Private Limited.	3.00%	13,393.04	2.72%	1,828.75
Aegis Terminal Pipavav Ltd.	0.00%	(1.13)	0.00%	(1.07)
Subsidiaries (Foreign):				
Aegis Group International Pte. Ltd.	0.45%	1,996.64	0.39%	260.86
Aegis International Marine Services Pte. Ltd.	0.01%	60.32	0.01%	8.12
Total		5,06,715.92		75,884.93
Effect of intercompany adjustments/ eliminations	(13.57%)	(60,527.84)	(12.89%)	(8,664.51)
Total		4,46,188.08		67,220.42

March 31, 2023

Name of the entity in the	Net assets, i.e., total assets minus total liabilities		Share of profit or loss (before minority interest)	
	As % of consolidated net assets	Amount	As % of consolidated profit or loss	Amount
Parent : Aegis Logistics Ltd.	53.70%	2,17,309.89	160.04%	81,731.67
Subsidiaries (Indian):				
Sea lord Containers Ltd	6.42%	25,984.11	5.50%	2,810.96
Konkan Storage Systems (Kochi) Pvt. Ltd	0.62%	2,499.20	0.35%	178.12
Hindustan Aegis LPG Ltd	7.17%	29,032.68	17.19%	8,776.83
Aegis Gas (LPG) Pvt. Ltd.	19.89%	80,487.93	133.64%	68,248.21
Eastern India LPG Co. Pvt. Ltd.	(0.01%)	(28.05)	(0.08%)	(41.60)
Aegis Vopak Terminals Ltd.	23.61%	95,542.34	0.98%	500.79
CRL Terminals Private Limited.	3.10%	12,563.70		489.00
Aegis Terminal Pipavav Ltd.	0.00%	(0.06)	0.00%	(1.04)
Subsidiaries (Foreign):				
Aegis Group International Pte. Ltd.	0.43%	1,735.78	0.90%	457.12
Aegis International Marine Services Pte. Ltd.	0.01%	52.20	0.01%	7.52
Total		4,65,179.72		1,63,157.59
Effect of intercompany adjustments / eliminations	(14.95%)	(60,497.88)	(219.48%)	(1,12,087.98)
Total		4,04,681.84		51,069.61

Note 49

- a) During the year, a Share Purchase Agreement (“SPA”) dated June 09, 2023 has been entered into between Aegis logistics Limited (ALL), ALL’s subsidiary Aegis Vopak Terminals Limited (“AVTL”), Vopak India B.V. (“Vopak”) for the transfer of 13% shares held by Company in AVTL to Vopak i.e. 13,000 (Thirteen thousand) CCPS for an aggregate consideration of Rs. 585,000,000 (Indian Rupees Five Hundred and Eighty Five Million only). Accordingly, the Company has transferred 13% of its shareholding of AVTL to Vopak on June 16, 2023 as per the terms and conditions of SPA.
- b) During the year, Aegis Vopak Terminals Limited (“AVTL”), subsidiary of the ALL, approved the acquisition of the specialised storage terminals at Mangalore (44,168 KL by acquisition and 41,000 KL under construction) over and above the existing 76,000 KL existing capacity thereby resulting in specialised storage capacity addition at its facilities at Mangalore port to cater to the growing demand of specialised storage terminals with heating arrangements up to 230 deg C in our liquid division.

The amounts recognised in respect of the identifiable assets acquired and liabilities assumed are as set out in the table below:

Particulars	Amount
Non current assets	
Property, plant and equipment	7,232.55
Current assets	
Inventories	10.00
Current liabilities	
Other financial liabilities	(700.00)
Deferred tax assets/(liabilities)	(41.51)
Total identifiable assets acquired and liabilities assumed	6,501.04
Capital reserves	(101.04)
Total consideration	6,400.00

Satisfied by:

- Cash	6,400.00
Total consideration transferred	6,400.00

- c) The Group through its subsidiaries, has acquired liquid tank terminals at Kochi.

The amounts recognised in respect of the identifiable assets acquired and liabilities assumed are as set out in the table below:

Particulars	Amount
Non current assets	
Property, plant and equipment	1,290.23
Deferred tax assets/(liabilities)	(139.55)
Total identifiable assets acquired and liabilities assumed	1,150.68
Capital reserves	(339.68)
Total consideration	811.00

Satisfied by:

- Cash	811.00
Total consideration transferred	811.00

Note 50

During the previous year on May 31, 2022, the Group acquired 100 per cent of the issued share capital of CRL Terminals Private Limited, obtaining control of CRL Terminals Private Limited. CRL Terminals Private Limited owns customs bonded tank terminals, offering facilities for storage and handling of Chemicals and Oils at the Port of Kandla and qualifies as a business as defined in Ind AS 103.

The amounts recognised in respect of the identifiable assets acquired and liabilities assumed are as set out in the table below:

(All amounts are in Rs. lakh, unless stated otherwise)

Particulars	Amount
Non current assets	
Property, plant and equipment	23,585.64
Capital work-in-progress	1,102.10
Intangible assets	0.58
Financial assets	163.08
Income tax assets (net)	349.76
Deferred Tax assets	236.56
Other non current assets	100.49
Current assets	
Inventories	90.37
<u>Financial assets</u>	
Trade receivables	731.09
Cash and cash equivalents	437.80
Bank balance other than above	15.00
Other financial assets	136.77
Other current assets	46.05
Non-current liabilities	
Financial liabilities - Borrowings	(5,000.00)
Provisions	(8.71)
Current liabilities	
<u>Financial liabilities</u>	
Lease Liabilities	(34.05)
Trade payables	(876.92)
Other financial liabilities	(121.87)
Other current liabilities	(33.06)
Provisions	(134.74)
Deferred tax assets/(liabilities)	(2,151.76)
Total identifiable assets acquired and liabilities assumed	18,634.18
Goodwill	1,357.89
Total consideration	19,992.07
Satisfied by:	
- Cash	19,992.07
- Contingent consideration arrangement	-
Total consideration transferred	19,992.07
Net cash outflow arising on acquisition:	
Cash consideration	19,992.07
Less: cash and cash equivalent balances acquired	(437.80)
	19,554.27

Note 51

During the previous year, the Group through its 100% subsidiary, has acquired liquid tank terminals at Kandla port from Friends Group.

The amounts recognised in respect of the identifiable assets acquired and liabilities assumed are as set out in the table below:

(All amounts are in Rs. lakh, unless stated otherwise)

Particulars	Amount
Non current assets	
Property, plant and equipment	43,016.00
Deferred tax assets/(liabilities)	(7,027.60)
Total identifiable assets acquired and liabilities assumed	35,988.40
Capital reserves	(17,116.32)
Total consideration	18,872.08

Satisfied by:

- Cash	18,872.08
Total consideration transferred	18,872.08

Note 52

Other Statutory Information

- (i) There are no balances outstanding with struck off companies as per section 248 of the Companies Act, 2013.
- (ii) The Group have not advanced or loaned or invested funds to any other person(s) or entity(ies), including foreign entities (Intermediaries) with the understanding that the Intermediary shall:
 - (a) Directly or indirectly lend or invest in other persons or entities identified in any manner whatsoever by or on behalf of the company (Ultimate Beneficiaries) or
 - (b) Provide any guarantee, security or the like to or on behalf of the Ultimate Beneficiaries.
- (iii) The Group have not received any fund from any person(s) or entity(ies), including foreign entities (Funding Party) with the understanding (whether recorded in writing or otherwise) that the Company shall:
 - (a) Directly or indirectly lend or invest in other persons or entities identified in any manner whatsoever by or on behalf of the Funding Party (Ultimate Beneficiaries) or
 - (b) Provide any guarantee, security or the like on behalf of the Ultimate Beneficiaries.
- (iv) The Group have not any such transaction which is not recorded in the books of account that has been surrendered or disclosed as income during the year in the tax assessments under the Income-tax Act, 1961.

Note 53

The Company has declared and paid :-

- a) 1st interim dividend of 250% i.e. Rs. 2.50 per share of face value of Re. 1 each for the FY 2023-24 to the shareholders of the Company as on record date August 03, 2023.
- b) 2nd interim dividend of 200% i.e. Rs. 2 per share of face value of Re. 1 each for the FY 2023-24 to the shareholders of the Company as on record date February 23, 2024.

- c) Interim dividend of 125% i.e. Rs. 1.25 per share of face value of Re. 1 each for the FY 2024-25 to the shareholders of the Company as on record date April 22, 2024.

The Board of Directors of the Company has recommended a final dividend of Rs. 2 per equity share for the year ended March 31, 2024 (Previous Year Rs. 1.25 per equity share). The said dividend will be paid after the approval of shareholders at the Annual General Meeting.

Note 54

Approval of financial statements:

The financial statements were approved for issue by the Board of Directors on May 24, 2024

For and on behalf of the Board of Directors

Raj K. Chandaria

Chairman & Managing Director
DIN : 00037518

Kanwaljit S. Nagpal

Director
DIN : 00012201

Monica T. Gandhi

Company Secretary

Murad M. Moledina

Chief Financial Officer
Place: Mumbai
Date: May 24, 2024

Sudhir O. Malhotra

Chief Executive Officer

Form AOC-1 (Part 'A': Subsidiaries)
(Pursuant to first proviso to sub-section (3) of section 129 of the Companies Act, 2013 read with rule 5 of Companies (Accounts) Rules, 2014)
Statement containing salient features of the financial statement of Subsidiaries - March 31, 2024

Sr. No.	Particulars	Sealord Containers Limited	Konkan Storage Systems Private Limited (Kochi)	Hindustan Aegis LPG Limited	Aegis Gas (LPG) Private Limited	Eastern India LPG Company Private Limited	Aegis Vopak Terminals Limited	CRL Terminals Private Limited.	Aegis Terminal (Pipavav) Limited	Aegis Group International Pte. Limited	Aegis International Marine Services Pte. Limited	(Rs. In lakh)	
												1 US\$ = Rs. 83.37	1 US\$ = Rs. 83.37
1	Reporting currency and Exchange rates on the last date of the relevant financial year in the case of foreign subsidiaries	NA	NA	NA	NA	NA	NA	NA	NA	1 US\$ = Rs. 83.37	1 US\$ = Rs. 83.37		
2	The date since when subsidiary was acquired/ commenced	19-Jun-06	26-Mar-07	01-Feb-11	01-Apr-10	26-Mar-08	28-May-13	31-May-22	28-May-13	01-Jul-08	09-Dec-11		
3	Capital	125.00	10.00	121.79	3,238.10	1.00	110.00	1,935.81	5.00	10.00	59.54	59.54	
4	Other equity	125.00	10.00	121.79	3,238.10	1.00	110.00	1,935.81	5.00	10.00	59.54	59.54	
5	Total Assets	31,452.57	6,136.65	33,914.55	82,421.83	(32.65)	95,518.88	11,457.24	(6.13)	1,986.64	0.78	0.78	
6	Total Liabilities	25,859.07	2,489.20	28,910.89	77,249.86	(29.06)	95,432.34	10,627.90	(5.06)	1,725.78	(7.34)	(7.34)	
7	Investments	1,14,200.71	16,165.54	35,736.55	96,363.35	10.37	4,33,241.99	29,771.95	1.50	24,918.29	66.88	66.88	
8	Turnover	51,105.47	5,298.45	32,570.76	95,999.75	11.11	3,44,484.72	24,218.09	0.29	64,104.74	59.29	59.29	
9	Profit / (Loss) Before Tax	82,623.14	10,018.89	1,700.20	10,703.42	42.02	3,37,613.11	16,378.89	2.63	22,921.64	6.55	6.55	
10	Provision for Tax (Including Deferred Tax)	25,121.41	2,799.24	3,538.08	15,511.79	39.17	2,48,942.38	11,654.38	0.35	62,368.95	7.08	7.08	
11	Profit / (Loss) After Tax	57,501.73	7,219.65	1,162.12	(4,808.37)	2.85	1,88,670.73	5,724.51	2.28	16,652.69	(0.53)	(0.53)	
12	Proposed Dividend	-	-	-	-	-	-	-	-	-	-	-	
13	% of shareholding	100%	51% (Note 4)	51%	100%	100%	51%	51% (Note 4)	96%	60%	100%	100%	

Note:

- Figures in italic represent previous year's amounts.
- Eastern India LPG Company Private Limited & Aegis Terminal (Pipavav) Limited are yet to commence operations.
- CRL Terminals Private Limited is subsidiary w.e.f. May 31, 2022.
- Effective ownership being step down subsidiary

For and on behalf of the Board of Directors

Raj K. Chandaria
Chairman & Managing Director
DIN : 00037518
Place: Mumbai

Kanwaljit S. Nagpal
Director
DIN : 00012201

Monica T. Gandhi
Company Secretary

Murad M. Moledina
Chief Financial Officer

Sudhir O. Malhotra
Chief Executive Officer

Date: May 24, 2024



Corporate Identity Number: L63090GJ1956PLC001032

Corporate Office: 1202, 12th Floor, Tower B, Peninsula Business Park
Ganpatrao Kadam Marg, Lower Parel (West), Mumbai – 400 013
Tel: 22-6666 3666 | Fax: 022-6666 3777

Registered Office: 502, 5th Floor, Skylon, G.I.D.C., Char Rasta
Vapi – 396 195, Dist. Valsad, Gujarat, India

www.aegisindia.com